

Zehnder ComfoPost CW8

Air to water exchanger

Product data sheet

always the best climate



ComfoPost CW8

The Zehnder ComfoPost is an air to water exchanger for use with ComfoWell air distribution connections. The ComfoWell connections allows for selection flexibility, offering a range of rigid circular ductwork or Zehnder ComfoTube semi-rigid ductwork to attached. The ComfoPost is available in a variety of sizes to heat or cool the air supplied by the Zehnder ventilation system.

The ComfoPost units are suitable for a wide range of airflows up to 166 l/s (600 m³/hr). The units are made of steel with aluminium and copper pipe forming the heating and cooling coils and are maintenance free.



Key Features

- Ideal for use with reversible heat pumps or chillers to meet SAP 10 or TM59 overheating demands
- Low pressure losses
- Filtered fresh supply air, not recycled stale air
- Suitable for use with the unique modular ComfoWell manifolds
- Suitable for horizontal or vertical installation
- Condensation water tray and drain as standard
- Suitable for Passive House application
- Corrosion resistant

Article Numbers

Description	Product Code
Air to water exchanger Zehnder ComfoPost CW8 post-treatment battery for heating and cooling with an airflow up to 400 m³/h	399 000 004

Zehnder ComfoPost CW8 post-treatment battery for heating and cooling with an airflow up to 400 m³/h



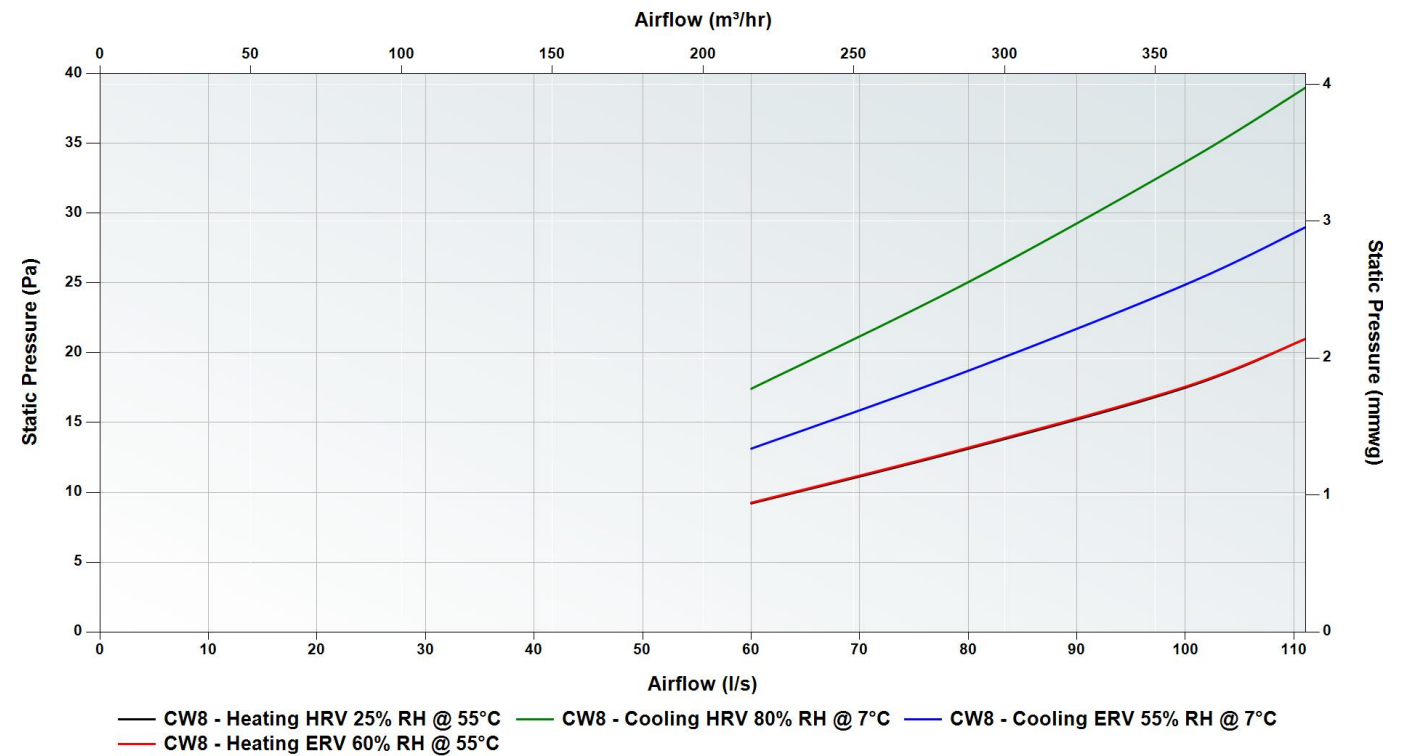
Article number: 399 000 004

Technical Specification

Water connection diameter (ø)	1/2
Water connection type	BSPT tapered male thread
Condensate drain diameter OD (ø)	14 mm
Condensate connection type	Worm drive clip to fix to hose or crimped to copper pipe
ComfoWell range	ComfoWell 420
ComfoWell rigid round air connection options (ø)	125 mm / 150 mm / 160 mm / 180 mm / 200 mm
ComfoWell semi-rigid air connection options (ø)	8 x 75 mm / 8 x 90 mm / 4 x 90 mm + 4 x 75 mm
Material	Casing: Galvanised sheet steel Tubes: Copper Fins: Aluminium with hydrophilic treatment
Recommended operating water temperature range	7 to 55°C
Recommended maximum operating air flow	<111.1 l/s (<400 m³/hr)
Maximum thermal heating output	3.65 kW*
Maximum thermal cooling output	4.5 kW*
Maximum operating water pressure?	6 bar
Water volume capacity	0.8 Litres
Maintenance free	Yes
Weight	16 kg

*Total capacity (sensible and latent) based on test conditions shown in the Performance Data table

Pressure Curve

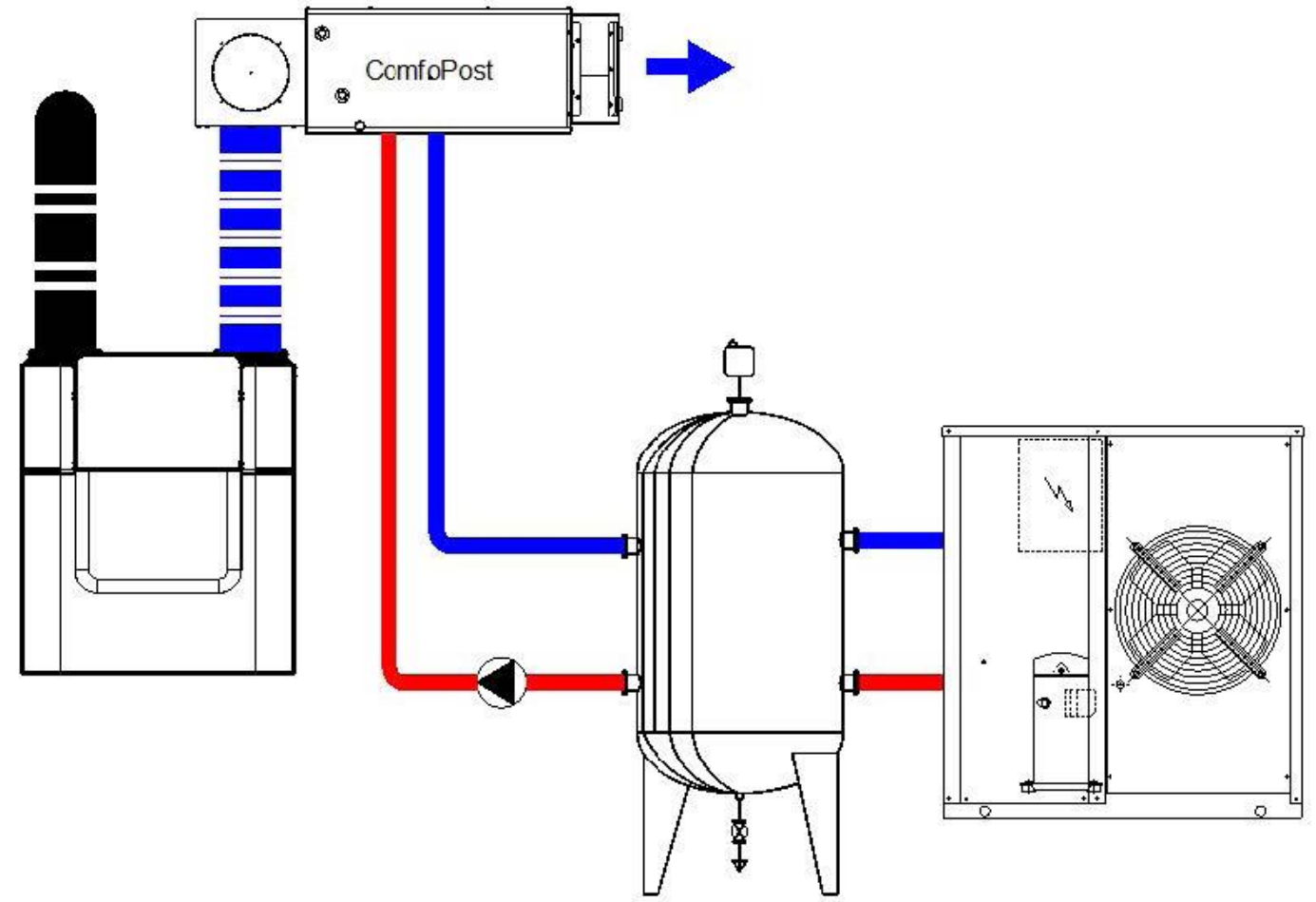


Performance Data

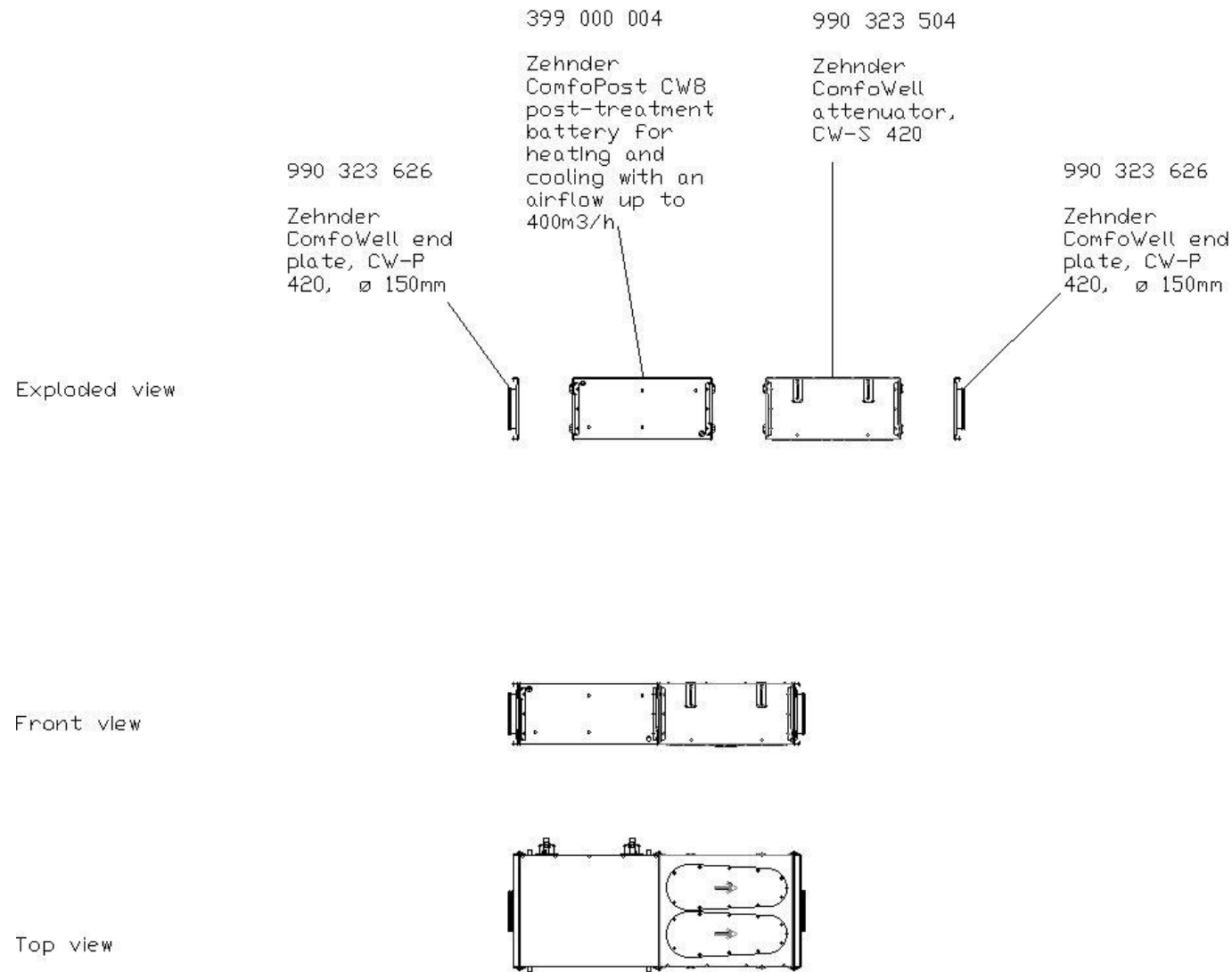
Air conditions IN to ComfoPost		Heating								Cooling		
		HRV exchanger				ERV exchanger				HRV	ERV	
		T °C	18°C				17°C				27°C	28°C
		RH %	25%				60%				80%	55%
AH	3.2 g/kg				7.3 g/kg				18.1 g/kg	13.1 g/kg		
Water temperature IN	°C	55	50	45	40	55	50	45	40	7	7	
MINIMUM Air flow 60 l/s (216 m³/h)	H ₂ O	l/h	600				600				600	600
	H ₂ O temperature out	°C	51	47	42	38	51	47	42	38	11	10
	H ₂ O	kPa	11	11	11	11	11	11	11	12	13	14
	Air temperature out	°C	52	47	43	38	52	47	43	38	13	11
	Air RH out	%	4	5	6	8	9	11	14	18	100	95
	Air AH out	g/kg	3.2	3.2	3.2	3.2	7.2	7.2	7.2	7.2	9.3	8
	Air ΔP	Pa	9	9	9	9	9	9	9	9	17	13
	Condensation	l/h	-	-	-	-	-	-	-	-	2.3	1.3
	Sensible power	kW	-	-	-	-	-	-	-	-	1	1.2
	TOTAL POWER	kW	2.48	2.14	1.8	1.47	2.56	2.22	1.88	1.54	2.64	2.15
Air flow 80 l/s (288 m³/h)	H ₂ O	l/h	600				600				600	600
	H ₂ O temperature out	°C	50	46	42	37	50	46	42	37	12	11
	H ₂ O	kPa	11	11	11	11	11	11	11	12	13	14
	Air temperature out	°C	50	46	42	37	50	46	41	37	14	13
	Air RH out	%	4	5	6	8	9	12	15	19	100	93
	Air AH out	g/kg	3.2	3.2	3.2	3.2	7.2	7.2	7.2	7.2	10.3	8.6
	Air ΔP	Pa	13	13	13	13	13	13	13	13	25	19
	Condensation	l/h	-	-	-	-	-	-	-	-	2.7	1.6
	Sensible power	kW	-	-	-	-	-	-	-	-	1.3	1.5
	TOTAL POWER	kW	3.14	2.72	2.29	1.86	3.25	2.82	2.39	1.96	3.13	2.58
Air flow 100 l/s (360 m³/h)	H ₂ O	l/h	600				600				600	600
	H ₂ O temperature out	°C	50	45	41	37	49	45	41	37	12	
	H ₂ O	kPa	11	11	11	11	11	11	11	12	14	
	Air temperature out	°C	49	45	40	36	49	44	40	36	16	14
	Air RH out	%	4	6	7	9	10	13	16	20	99	91
	Air AH out	g/kg	3.2	3.2	3.2	3.2	7.2	7.2	7.2	7.2	11.1	9.1
	Air ΔP	Pa	18	17	17	17	18	17	17	17	34	25
	Condensation	l/h	-	-	-	-	-	-	-	-	3.1	1.7
	Sensible power	kW	-	-	-	-	-	-	-	-	1.4	1.7
	TOTAL POWER	kW	3.74	3.23	2.72	2.21	3.87	3.35	2.83	2.32	3.53	2.94
MAXIMUM Air flow 111.1 l/s (400 m³/h)	H ₂ O	l/h	600				600				600	600
	H ₂ O temperature out	°C	49	45	41	37	49	45	41	38	11	11
	H ₂ O	kPa	11	11	12	12	11	11	12	12	14	14
	Air temperature out	°C	48	44	40	36	48	44	40	35	16	15
	Air RH out	%	5	6	7	9	11	13	16	20	99	90
	Air AH out	g/kg	3.2	3.2	3.2	3.2	7.2	7.2	7.2	7.2	9.1	9.3
	Air ΔP	Pa	21	21	20	20	21	21	20	20	39	29
	Condensation	l/h	-	-	-	-	-	-	-	-	1.7	1.8
	Sensible power	kW	-	-	-	-	-	-	-	-	1.5	1.8
	TOTAL POWER	kW	4.06	3.5	2.95	2.4	4.18	3.63	3.07	2.51	3.73	3.11

Initial temperature and humidity outdoor/indoor: winter 2°C 70% R.H. / 20°C 60% R.H.; summer 35°C 50% R.H. / 25°C 50% R.H.
The calculations include the cold recovery efficiency of an enthalpy exchanger as extrapolated from the results provided by the PHI certification

Schematics




Example Connection



For use with

Our range of ComfoPost products can be used in conjunction with our ComfoAir units, complete with enthalpy cube for improved sensible cooling capacity.



TO VIEW OUR ENTHALPY CUBE DATASHEET

[CLICK HERE](#)

BIM/CAD Components

If you would like to download the BIM / CAD files for this or any other of our products then please visit our BIM library.

TO VISIT OUR BIM/CAD LIBRARY

[CLICK HERE](#)

Installation Instructions

If you would like to download the installation files for this or any other of our products then please visit our download page by clicking the link below.

TO VISIT OUR DOWNLOAD PAGE

[CLICK HERE](#)

Consultant Specification

Specification

The air to water exchanger shall be constructed of galvanised sheet steel with copper tubes and aluminum fins with hydrophilic treatment to enhance thermal transfer. It shall be connected to the MVHR units supply ductwork with options to combine attenuators, manifold box, filter housing with ISO ePM1 >80% (F7), ISO ePM1 >90% (F9) or active carbon filters and end plates ranging from ø 125 mm to ø 200 mm. It shall have the option for horizontal or vertical mounting.

The unit shall be manufactured by Zehnder.