

# Inspiration Surface

Surface mounted trunking solution delivering 360 degree illumination

Whitecroft  
lighting

140+  
LL/CW



IP40

LED



Through wiring as standard



Integral COMD1 detector

## Overview

A cost effective and highly efficient continuous trunking solution optimised for superior lighting quality. Fewer installed points and through wiring allows for speedy installation times, compressing build schedules in both refurbishment and new-build projects.

## Optics

- Fixed polycarbonate diffuser delivering 360 degree illumination
- Wide distribution pattern ensures even illumination of all teaching surfaces in classrooms, including walls, whiteboards and desk surfaces
- Highly efficient delivering > 140 ll/cw
- Available with 3000K and 4000K LED
- Nominal Outputs
  - 3800 lumens, 27W
  - 4300 lumens, 30W
  - 4750 lumens, 33W
  - 5300 lumens, 37W
- Emergency Output
  - 512 lumens

## Body





- Extruded aluminium universal trunking for surface or suspension mounting finished white RAL9003
- 7 pole through wiring as standard, only one electrical connection required per run of luminaires
- Quick connect system for simple and rapid installation and reduction in labour costs
- Choice of 3hr Emergency or COMEPEPS emergency options
- Trunking infills in either 500mm or 1000mm extend the continuous system
- Trunking covers provide a neat finish and aesthetic
  - 300mm cover required for luminaire to luminaire mounting
  - 800mm cover included with 500mm infill
  - 1300mm cover included with 1000mm infill
- Available with a choice of integral detectors to monitor ambient light levels as well as occupancy
  - Organic Response® : Communicates with its neighbouring luminaires, automatically controlling light across the area†
  - COMD1: PIR and photocell for presence and light level detection
- *Note: for integral sensor options all luminaires to be controlled must be DALI*

†Every luminaire within an area that's to be controlled must have an integral Organic Response® detector. Wall switch and dongle are also available (supplied separately).

---

## Order codes

### Luminaire

Luminaire	Fixed Output	3hr Emergency	LL/CW	B50		
				L70	L80	L90
3831 lumens (26.7W)	INSPH24KW	INSPH24KWEM	 143	>100k	>100k	>100k
4298 lumens (30W)	INSPH34KW	INSPH34KWEM	 143	>100k	>100k	>100k
4719 lumens (33W)	INSPH44KW	INSPH44KWEM	 143	>100k	>100k	>100k
5324 lumens (37.4W)	INSPH54KW	INSPH54KWEM	 142	>100k	>100k	>100k

## Accessories

Description	Part Code
500mm infill with 800mm cover	INSPINF500W
500mm infill with 800mm cover and COMD1 PIR *	INSPINF500Q1W
1000mm infill with 1300MM cover	INSPINF1000W
1000mm infill with 1300MM cover and COMD1 PIR *	INSPINF1000Q1W
300mm mid row trunking cover	INSPCOV300W
300mm mid row trunking cover with COMD1 PIR *	INSPCOV300Q1W
Row termination kit cable entry side (includes end caps) **	INSPEDCABTERM
Row termination kit cable entry above (includes end caps) ***	INSPABCABTERM
Organic Response Wall Switch (Classroom)	ORGWPC
Organic Response Wall Switch (Standard)	ORGWP
Organic Response Dongle	ORGDNGL
Surface Kit (1 Bracket) ****	INSPSURKIT

Note: 300mm cover required for luminaire to luminaire mounting (one per join)

\* Use in conjunction with DALI luminaires only

\*\* Includes 150mm start row cover, 150mm end row cover and two end caps, order one kit per row

\*\*\* Includes 100mm above entry block, 250mm start row cover, 150mm end row cover and two end caps, order one kit per row

\*\*\*\* Two kits per start of row and one kit per luminaire or infill thereafter

## Options

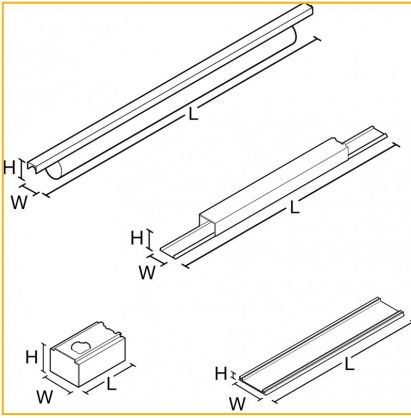
COMEPS	Add suffix EP	i.e INSPH24KWEP
DALI DIMMING	Replace H with Y	i.e INSPY24KW
ORGANIC RESPONSE	Add RG3 before Y	i.e. INSPRG3Y24KW

For 3000K colour temperature, please contact Whitecroft

## LED Performance

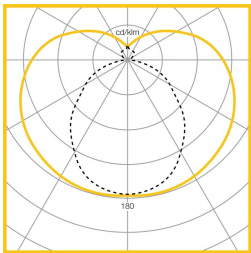
Colour Temp	RA (CRI)	Colour consistency
4000K	80	MacAdam 3 SDCM

## Dimensions



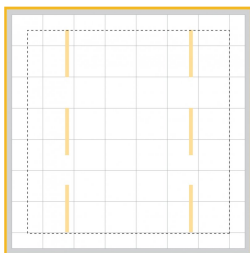
VERSION	L	L1	W	H	KG	KG(EM)
Luminaire (all outputs)	2000	1700	128	166	8.0	8.5
Cable entry above block	100	-	61	41	0.2	-
Infill 500mm	500	800	61	41	1.5	-
Infill 1000mm	1000	1300	61	41	3.0	-
Trunking Cover 300mm	300	-	1	-	0.2	-

## Photometric Performance



4000K, 4719  
lumens, 33W  
LOR = 100.0%  
SHR MAX = 1.81

## Performance Guide



Lamps:	33W LED, 4719 lumens
Illuminance:	329 lux
Spacing:	4.0m x 2.0m
Maintenance:	0.8
Reflectance:	70/50/20
Ceiling Height:	2.7m
Working plane:	0.75m
Area:	56m <sup>2</sup>

---

## To Specify

Surface mounted lighting trunking system with polycarbonate cylindrical diffuser delivering 360 degree illumination. Quick connect system and through wiring for ease of installation, integral control options - as Whitecroft Lighting INSPIRATION SURFACE.

---