



# STONE

## LIGHTWEIGHT TEXTURE PANEL SYSTEM

Achieve a natural stone effect rapidly



# YOUR WALL AND CEILING EXPERTS

Saving you time, money and worry.

EXCEPTIONAL WALL AND CEILING SYSTEMS, DESIGNED AND BUILT BY US, WITH PASSION, SKILL AND DEDICATION

## LEAVE IT TO US

We're experts at what we do so you're in safe hands. Walls and ceilings can be surprisingly complex. Rely on us to look after all the details - saving you time, money and worry.

- > We work with you to develop **bespoke ideas and solve design challenges** to create **stunning results** for your special interior.
- > We **love what we do!** We are passionate about **Making Spaces Matter** – and we have fun while we do it.
- > **Locally made** in our Cornwall factory, guaranteeing quick response times and reliable delivery.
- > Our **in-house CAD capabilities** enable us to **3D model** complex ceilings and walls to ensure precise interface with support work and other elements, helping your project run smoothly.
- > We use our technical expertise to incorporate access requirements and service integrations to best effect - whether by fully accessible systems or specific purpose-made access hatches.
- > Whether your project requires a simple **panel layout** or a detailed drawing package (setting out drawings, installation sequence and critical detailing), our experienced draftsmen will look after it all.
- > For **technically demanding** projects, you are assigned one of our dedicated Project Leaders. Their role is to liaise with you and our production team, bringing your design to life.
- > Your Project Leader will guide you through the process from initial order, through drawings approval and will provide support and advice for your installation - we're here to **help you every step of the way**.



"THE SERVICE AND HELP WE HAD FROM THE TEAM AT VTEC WAS FIRST CLASS. EVERYONE I SPOKE TO WAS VERY HELPFUL AND THE PROJECT RAN SMOOTHLY... I AM VERY HAPPY WITH THE END RESULT."



# CREATE THE MOOD

## GREAT CREATIVE SCOPE AND VISUAL IMPACT

Enhanced **atmosphere** leads to **increased footfall, longer dwell time and higher revenue**. Visual impact is essential when enhancing the atmosphere, so selecting the right wall finish can make the vital difference to achieving your **return on investment**. That is where we can help.

All our **Stone** panels recreate the superb characteristic textures and features of the original walls, and contain in excess of **50% natural pigments, oxides and minerals**. With 14 designs and colour options in the range, it gives you great choice for transforming your space.





### FEATURE WALLS

Durable panel system - ideal for feature walls and large projects.




### VAULTED CEILINGS

Lightweight panels that work well on ceilings, including curved designs like Canyon in this vaulted space.



### CRISP CORNERS

Corners and reveals are formed simply during installation for seamless finishes.



### QUICK INSTALLATION

Quick coverage with minimal, concealed joints for fast install.



### LIGHTWEIGHT PANELS

No need for structural support, saving time and cost.



### SUPERB NATURAL FEATURES

Produced from original walls to capture exact features of stonework.



### EASY INTEGRATION

Panels accommodate service integration very easily, like this AV screen,



### SPECIAL EFFECTS

Panels accommodate additional decor, graphics or signage to great effect.

# INTRODUCING STONE PANELS

Our unique Stone panel system is extremely adaptable. The large-format panels enable quick coverage of a large area, which can significantly reduce time on site.

- > Large panel format enables rapid installation - to almost any wall type
- > Produced from original walls to capture every feature perfectly
- > Lightweight at between 6-9kg/m<sup>2</sup> - adds minimal load on structure
- > Durable and robust, yet flexible
- > Minimal, concealed joints for a seamless, natural finish
- > No mortar mixing or wet trades reduces noise and mess

OVER 50% NATURAL  
PIGMENTS, OXIDES  
& MINERALS FOR  
PERFECT TEXTURE





AVERAGE 7.5KG/M<sup>2</sup>  
- THE LIGHTWEIGHT  
PANEL SYSTEM THAT'S  
QUICK TO INSTALL



# BENEFITS OF THE STONE PANEL SYSTEM

## CONSISTENT FINISH

### ENABLES BRAND CONSISTENCY ACROSS MULTIPLE LOCATIONS

Do you wish it was easier to achieve a consistent finish across multiple locations to maintain a strong **brand standard**?

We have worked with many top brands and are experienced in delivering fast-paced, large scale roll-outs across the UK and overseas.

By using our **Stone** panels it ensures that every project is finished quickly with the same great look and feel, giving continuity to your roll-out programme.

## MINIMAL JOINTING

### NO INDIVIDUAL POINTING

The ease and speed of installation of Vtec **Stone** panels will contribute to your project's success.

Large panel size (approx 4.2m<sup>2</sup>) means quick wall coverage, achieved with minimal jointing. Save time versus traditional methods and ensure the best quality finish.

To install our **Stone** panels, simply lift up, screw back and joint. Cover extensive areas, awkward spaces or multiple storeys with ease, saving time and money.

## QUICK TO INSTALL

### REDUCED SITE DOWNTIME AND COST

Minimise disruption and reduce install cost with our **Stone** panel system.

Perfect for projects with tight time scales, our panels reduce install time drastically. They are often fitted overnight or over a weekend, enabling amazing transformations at speed.

Panels are also easily cut and adapted on site to incorporate doorways and returns.

## LIGHTWEIGHT AND ADAPTABLE

### NO NEED FOR STRUCTURAL SUPPORT

Our **Stone** panels are easily fixed to most common substrates without needing to strengthen them.

Avoid any structural support work that's needed to cope with a traditional stone wall, saving you time and keeping costs down.

### EASILY CURVED

Create impact on curved walls with ease!

**Stone** panels can be quickly installed on convex and concave curved surfaces. Their flexibility means they can readily be used on ceilings.

## ROBUST AND DURABLE

### MINIMISE RE-DECORATION WORRIES

Our highly durable panels are ideal for use in busy areas with high footfall such as bars, cafés, stairways and airports.

Panels are strong and able to support additional decoration or features.


Choose long-lasting panels and eliminate the need for expensive replacements, repair and redecoration a few months down the line.




# SPECIFYING STONE

- 1 SELECT STYLE
- 2 SELECT FR CLASS
- 3 SPECIFICATION WORDING


## 1 SELECT STYLE



Choose from 15 standard **Stone** designs



Choose from 15 standard **Stone** designs



- Nominal panel dimensions:
- > Width = approx. 3.3m depending on style  
(NB: except Quarry Stone = approx. 2.32 m)
  - Height = Between 1.3m - 1.35m.
  - > Material thickness is approx. 5mm, which follows the contours of stones and mortar joints.
  - > Overall panel depth: Between 15-40mm

Please note that due to the natural elements and processes used in creating Texture Panels, colours and dimensions may vary between panels and batches. Images are indicative only of the finished products. We reserve the right to alter specifications and details without notice.

## 2 SELECT FR CLASS

Stone panels can be produced in a Fire Retardant Grade for use in sensitive locations.

You can find our panels in many high profile areas such as Victoria Station, Canary Wharf, Harrods, Selfridges, Gatwick, Luton and Stansted Airports.

### STANDARD GRADE

No specific FR requirement

### FR CLASS REQUIRED

Euroclass B-S3,d0

## 3 SPECIFICATION WORDING

Specifying the London brick system to ensure you get your desired finish on the wall is simple. Please copy the specification wording below:

### Standard Grade Panels

**Stone** [insert your preferred Style here, e.g. **Bloc Terra**] **Panel System** for internal use. Panels to be manufactured in standard grade Class D3 to BS 476 : Part 7, from **Vtec Group Ltd**, Unit 3, Cooksland Industrial Estate, Bodmin, Cornwall PL31 2QB. T: 03307 00 00 30 [www.vtecgroup.co.uk](http://www.vtecgroup.co.uk).

### FR Grade Panels

**Stone** [insert your preferred Style here, e.g. **Bloc Terra**] **Panel System** for internal use. Panels to be manufactured in FR Grade B-S3,d0, from **Vtec Group Ltd**, Unit 3, Cooksland Industrial Estate, Bodmin, Cornwall PL31 2QB. T: 03307 00 00 30 [www.vtecgroup.co.uk](http://www.vtecgroup.co.uk).

## OTHER CONSIDERATIONS WHEN USING THE STONE PANEL SYSTEM

### CONSIDER THE APPLICATION

Whether you need a feature wall, a large scale ceiling or a decorative surface suitable for curves, **Stone** panels can be easily adapted to suit your design.

**WALL**

**CURVED WALL**

**VAULTED CEILING**

## CONSIDER THE SUBSTRATE

Our panel system can be used almost on any type of common substrate, as shown below. For advice on fixing Vtec's **Stone panel system** to any other substrate, please speak to our Technical Team.

**BRICK, BLOCK,  
STONEWORK AND  
CONCRETE**



**TIMBER STUDWORK**



**LIGHTWEIGHT METAL  
PARTITIONING**



**LIGHTWEIGHT SHEET  
STEEL LININGS**



### REQUIREMENTS

- Fix timber rails to walls at suitable positions, packed out and lined to create a flat plane. You can either fasten panels direct to the rails (provided support is in the right place, otherwise fit noggins where required e.g. to support panel edges), or
  - Alternatively, fasten strips of suitable sheet material as described above or clad the whole wall with it if preferred.
- 
- You can either fasten direct to this (provided support is in the right place, otherwise fit noggins where required e.g. to support panel edges)  
or
  - Alternatively fasten strips of suitable sheet material as described above or clad the whole wall with it if preferred.
- 
- Fasten strips of suitable sheet material as described above or clad the whole wall with it if preferred.
- 
- Fasten strips of suitable timber sheet material as described above or clad the whole wall with it if preferred.
  - NB: Pack or space this off the steel sheet so that when fastening through the panel the screw does not contact the steel sheet behind.

## INSTALLATION OVERVIEW

Please refer to our installation guide for full details.

- 1 Measure, mark out and trim panels as required to align features



- 2 Raise or lower panels to align features, predrill and screw in place, packing out to suit




- 3 Roughly apply jointing compound (supplied) to cover joints and fixing positions



- 4 Shape the jointing compound to suit as it begins to harden



- 5 Introduce final texture to jointing compound with brush dipped in cleaner



- 6 Leave for 24 hours. Apply colour solutions sparingly (avoiding bold strokes) to blend in with surrounding tones, and rag off before it dries



## FIXING TO SUBSTRATE

Our panel system can be used almost on any type of common substrate.

Nearly all panels are designed so the features meet with those of adjacent sheets. However, care should be taken to line up features (not necessarily panels) for best results.

Fastener location and joints are easily disguised using the accessory items provided, for a seamless wall effect.


## EASE OF INSTALL

Vtec **Stone** panels have been successfully installed on a wide range of bespoke projects, one-off builds and brand roll-outs.

We provide detailed instructions. For complex projects, we can provide indicative panel layout drawings as part of our install pack to the installers.

In conjunction with comprehensive phone support as required, we ensure you have everything needed to fit the panels successfully.

## FINISHING: BEST PRACTICE



### Corners

Raise or lower panels to align features. Mark position of corner, cut to form mitre. Fix panels leaving approx. 5mm gap, carefully apply the jointing compound (supplied) and shape to suit.



### Finishing exposed edges

Doorways and returns can easily be incorporated. If a panel end is exposed, simply use the jointing compound (supplied) to fill the panel edge and shape to create a brick end for best effect.

“FITTED PERFECTLY AND  
REALLY EASY TO PUT UP”

CRAIG - CONSTRUCTION COMPANY

# QUARRY STONE IN FINANCIAL OFFICES

## THE BRIEF

Behind an imposing building façade and a global reputation of a finance leader hides an office space that is amusing and playful.

This deviation from traditional corporate design provides huge sensory appeal. This project is a great example of a project where employee wellbeing and happiness is given as much consideration as the functionality of the space.

Stone combines with other elements of the Vtec Texture range - Stacked Timber, London Brick Multi and Rough Concrete.





## END RESULT

Throughout the four upper office floors, the design uses widely varied shapes, textures, lighting and colours.

Quarry Stone Dark Grey helps with zoning and works well with bright colours to create cosy breakout areas with informal seating.

With greenery from plants and other natural tones, the design creates a sense of warmth and relaxation. The end result is an office with huge sensory appeal.



# CANYON PARTY CAVES AT SAFARI PARK

## THE BRIEF

Our Canyon Stone panels helped to transform this space in Woburn Safari Park into prehistoric caves.

Whilst irregular shapes and awkward openings of this design proved to be a challenge for many other suppliers, the flexibility and adaptability of our panels allowed for a seamless coverage of the space in minimal time.





## END RESULT

Vtec's Canyon Stone Panel System covered the curves and irregular shapes of wall and ceiling, with ease.

Being robust and durable our Canyon panels are great for areas with high footfall, so thousands of children can continue to enjoy their birthday parties in this quirky environment for many years to come.



# STRATA BLACK PANELS IN LONDON HOTEL

## THE BRIEF

The refurbishment of this 4\* hotel restaurant and bar area in central London required a fast-track solution to minimise lost trade.

Vtec's **Strata Black** panels in FR grade, in combination with Vtec's London Brick Multi and London Brick White, were chosen for a combination of fantastic authentic looks, adaptability and possibility of rapid installation.





## END RESULT

Vtec Texture panels covered the large open wall and the posts and curved walls behind the bar.

The texture panels went up rapidly to meet the tight timescale, creating a very characterful atmosphere.



VTECGROUP.CO.UK

Contact our technical team to discuss your application, samples or other questions. We're here to help.

**Head Office and Manufacturing** Vtec Group Ltd, Unit 3  
Cooksland Industrial Estate, Bodmin, Cornwall, PL31 2QB

---

Call 03307 00 00 30  
Email [sales@vtecgroupp.co.uk](mailto:sales@vtecgroupp.co.uk)  
Visit [vtecgroupp.co.uk](http://vtecgroupp.co.uk)

---

