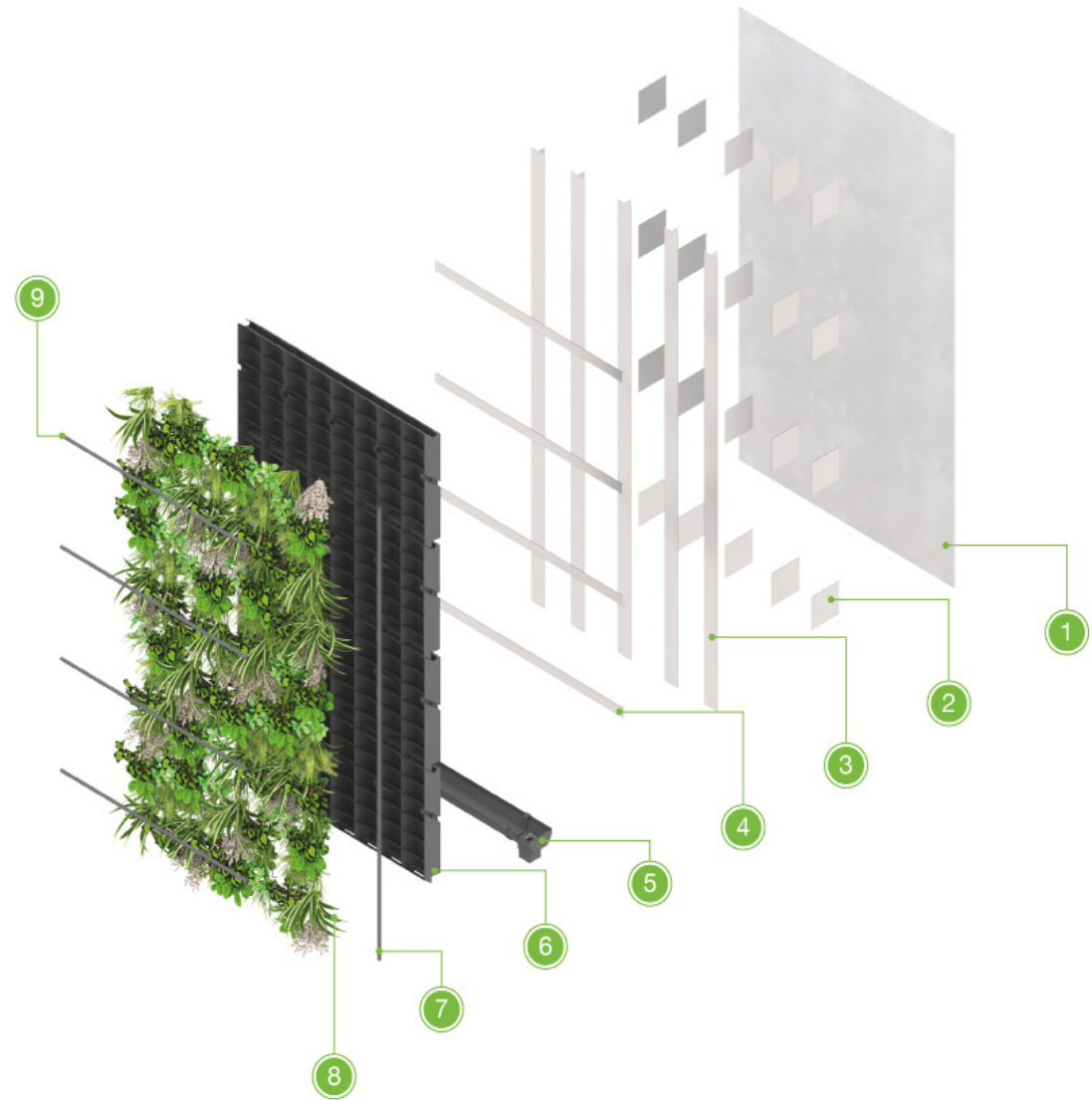


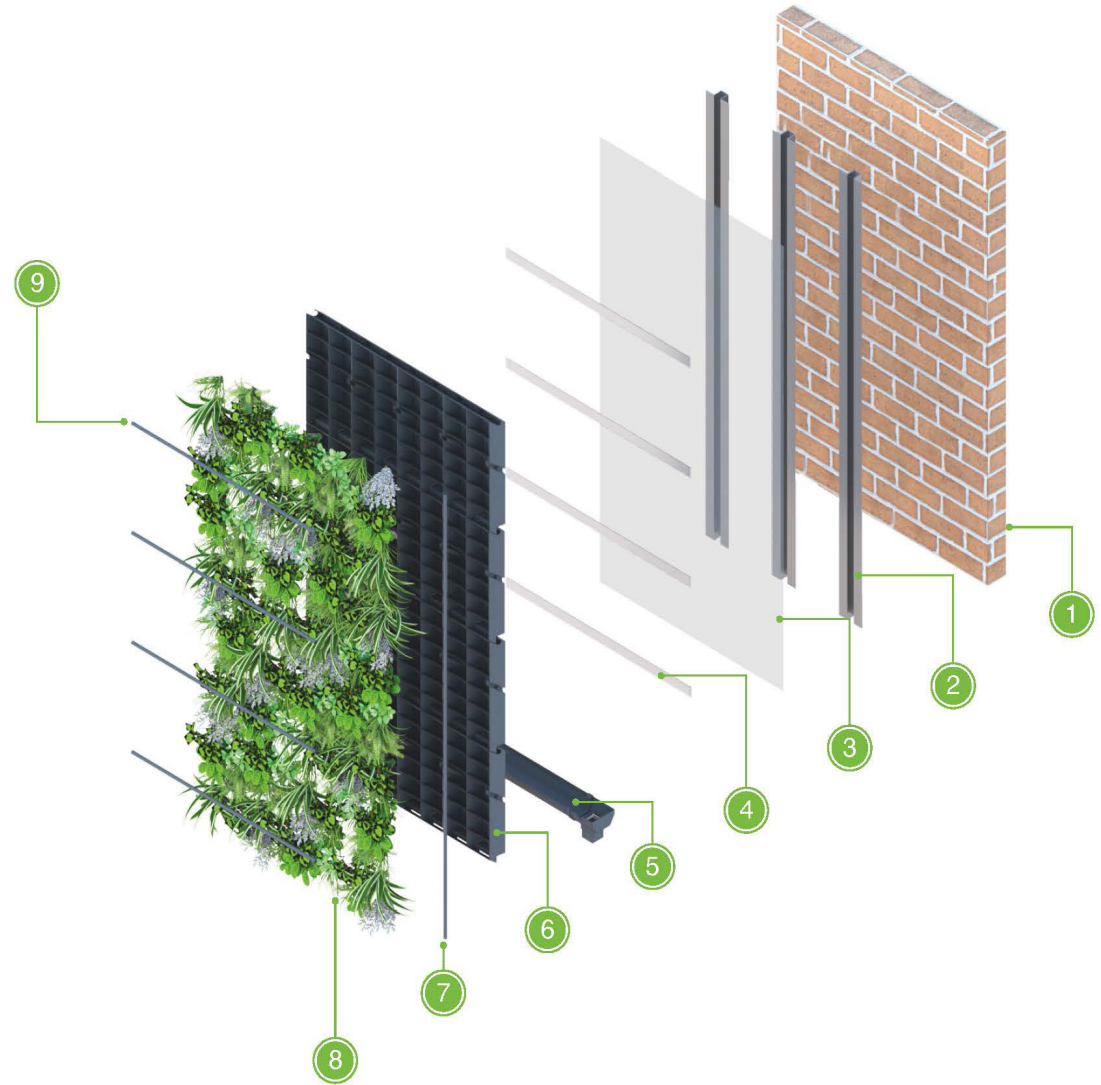
Helping Hand System

1. Indicative brick or concrete surface
2. Helping hand 'L' bracket
3. Vertical 'T' rail
4. 48x12mm ANS Fixing Rail
5. Osma Squareline Gutter or client specified
6. ANS Living Wall Module 500x250x100mm
7. 16mm vertical irrigation pipe
8. Planting
9. 16mm inline emitter pressure regulated irrigation pipe




Aluminium Batons

1. Indicative brick or concrete surface
2. Vertical Omega carrier rail
3. Waterproof membrane
4. 48x12mm ANS Fixing Rail
5. Osma Squareline Gutter or client specified
6. ANS Living Wall Module 500x250x100mm
7. 16mm vertical irrigation pipe
8. Planting
9. 16mm inline emitter pressure regulated irrigation pipe



Steel Frame

1. Existing steel frame - maximum 600mm horizontal centres
2. Waterproof membrane
3. 48x12mm ANS Fixing Rail
4. Osma Squareline Gutter or client specified
5. ANS Living Wall Module 500x250x100mm
6. 16mm vertical irrigation pipe
7. Planting
8. 16mm inline emitter pressure regulated irrigation pipe



Backing Board

1. Backing board
2. Waterproof membrane
3. 48x12mm ANS Fixing Rail
4. Osma Squareline Gutter or client specified
5. ANS Living Wall Module 500x250x100mm
6. 16mm vertical irrigation pipe
7. Planting
8. 16mm inline emitter pressure regulated irrigation pipe

