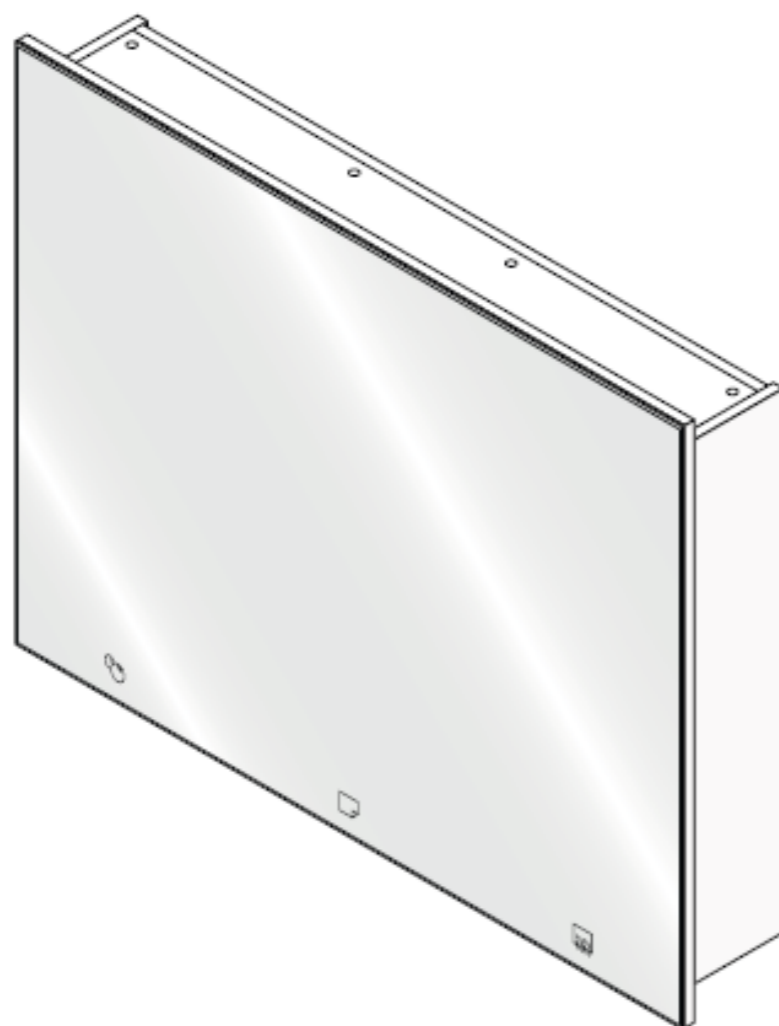
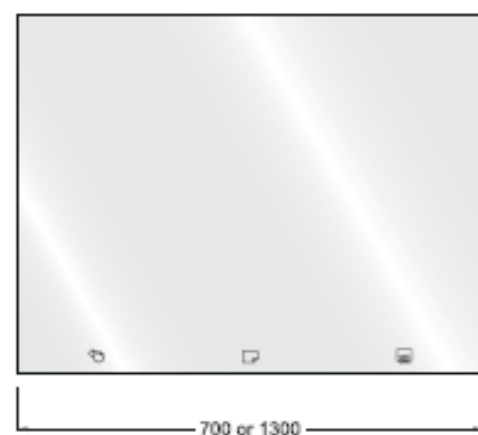


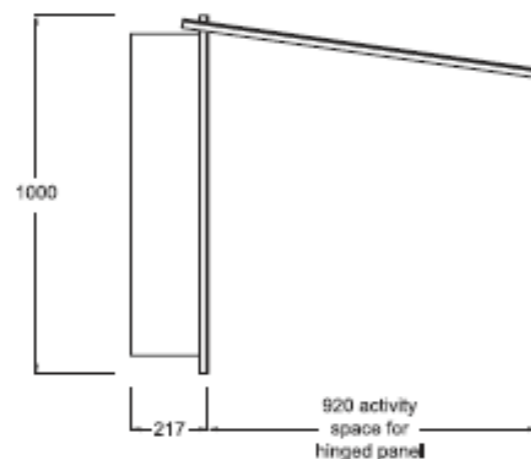
## Technical Specifying Mirror Box Units



Width options



Activity space



### Dimensions

700mm  
**Height**  
1000mm

**Width**  
700mm

**Depth**  
217mm

**Mounting spaces**  
3 mounting spaces

**Hinged panel**  
920mm activity space

1300mm  
**Height**  
1000mm

**Width**  
1300mm

**Depth**  
217mm

**Mounting spaces**  
6 mounting spaces

**Hinged panel**  
920mm activity space

### Performance

#### HPL

Mirror Box Unit carcass manufactured from 19mm nominal thickness high performance moisture-resistant melamine faced chipboard. Edges lipped with ABS.

#### Glass

4mm thick silver safety back mirror with polished edges.

### Detailing

#### Carcass

High performance moisture-resistant melamine faced chipboard.

#### Colour finish

Carcass  
Porcelain.  
Glass  
Silver back mirror.

#### Edge treatment

HPL  
Matching 0.8mm ABS lipping.  
Glass  
Polished edges.

#### Hardware

Hinges  
Door fitted with gas strut hinges.  
Lock  
Roller shutter rim lock.  
Lighting  
Supplied with cool white 6000k LED lighting as standard, fitted flush into a rebate on rear of the door, providing a bright back-lit halo around the unit. Installed using waterproof IP67 rated connectors.  
Fixings  
Supplied with Z-hangers for wall/panel fixings.

#### Accessories

Paper towel dispenser  
Suitable for most standard multi-fold paper towels, capable of holding three stacks of paper towels. Top loading by access inside cabinet. Requires 2 mounting spaces. Accessory icon indicator available as standard.  
Liquid soap dispenser  
Battery operated (4x C cell batteries required) automatic hand sensor. 2L liquid soap capacity equivalent to 3,200 dispenses. Requires 1 mounting space. Accessory icon indicator available as standard.  
Hand dryer  
Automatic hand sensor, 71 dBA noise rating, 130m<sup>3</sup>/h capacity, 1.7kW motor, mains feed required into rear of unit. Requires two mounting spaces. Accessory icon indicator available as standard.