

WHHR-Midi Plus



NEW



MVHR - WHHR-Midi Plus

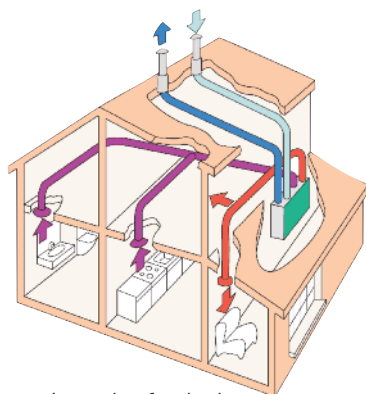
- with or without summer bypass
- energy efficient EC motor
- efficient, low energy solution to controlling condensation and pollution
- provides low level continuous ventilation in a kitchen and up to 6 wet rooms
- up to 94% heat exchange efficiency
- variable choice of low (trickle) and boost speed at installation
- for wall, cupboard or loft installation
- universal handing - left or right
- low noise levels and running costs
- complies with Building Regulations Parts L1 2010 and F 2010
- manufactured in UK to ISO 9001
- with electronic control "Plus"



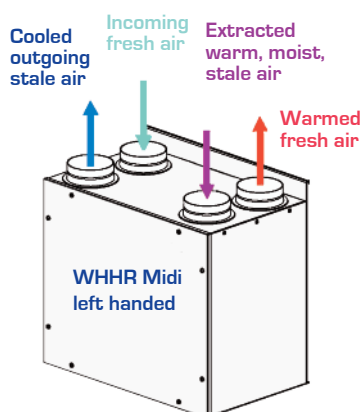
WHHR-Midi Plus

GENERAL FEATURES

- Up to 94 litre/sec at 50Pa - max 102 litre/sec capacity
- for areas up to 230m²
- up to 94% of heat recovered
- easy to install and maintain
- universal handing - left or right
- for fitting vertically into lofts, or cupboards - wall fixing bracket supplied
- variable low (trickle) and boost options
- boost speed triggered by a switched live connection from:
 - a light switch (if more than one light switch is used, **each one must be a double pole switch**)
 - DRH240 (dynamic remote humidistat)
 - PIRFF (passive infra red)
 - THM (thermostat)
 - a remote switch/pull cord
- low noise levels
- low running costs
- extra security - no need to open windows
- 2 year warranty

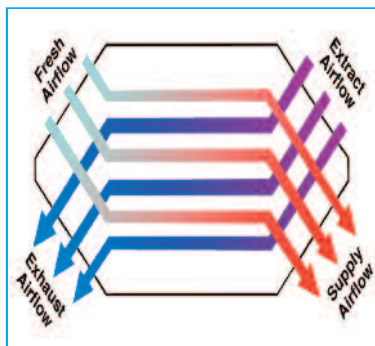


- Incoming fresh air
- Warmed fresh air
- Extracted warm, moist, stale air
- Cooled outgoing stale air
- WHHR-Midi



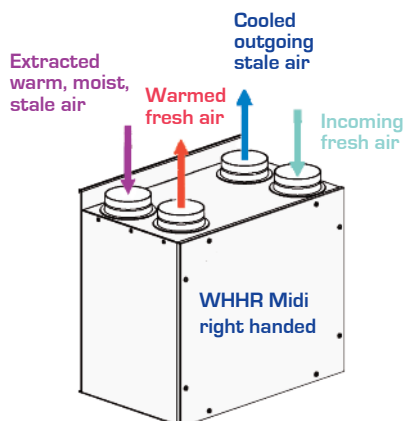
TECHNICAL FEATURES

- compact unit
- casing from steel sheet - epoxy paint finish
- thermo-acoustic lining
- low energy EC brushless motor
- single width, single inlet, direct drive, forward curved impellers
- operates in temperature up to 60°C
- uses standard, disposable G3 filters
- counter flow heat exchanger
- manufactured in UK to ISO 9001



COMPLIES WITH

- Part L1 2010 of Building Regulations for enhanced energy saving capability
- Part F 2010 of Building Regulations for reliable, efficient ventilation
- EU RoHS Directive Compliant.
- Conforms to requirements of EC Council directives relating to Electromagnetic Compatibility and Electrical Safety: 2006/95/CE (LVD), 2004/108/CE (EMC), EN 60335-2-80
- CE marked
- **SAP Q eligible**
- **EST Best Practice Performance compliant**



CONTROL FEATURES

Standard

- > **variable adjustment** - trickle and boost speeds set at installation for both motors independently
- > **boost setting** - with integral overrun timer adjustable up to 20 minutes
- > **optional delay-on-timer** - boost speed does not operate if switched off within 2 minutes
- > **integral frost-stat** - proportionally reduces intake motor speed as temperature falls

Factory Set Options

- > **change of ductwork handing on humidistat version**
- > **purge boost** - for rapid air change
- > **BMS connections** - for remote motor shut off
- > **integral humidistat** - proportionally increases motor speeds with rising humidity
- > **summer bypass** - automatic bypass of heat exchanger

MODELS AVAILABLE:

- WHHR Midi - standard, universal
- WHHR Midi B - bypass, universal
- WHHR Midi HL - humidistat, left drain
- WHHR Midi HR - humidistat, right drain
- WHHR Midi BLH - bypass, humidistat, left drain
- WHHR Midi BRH - bypass, humidistat, right drain

Vectaire Ltd can supply all accessories for use with these units, including air filter cassettes, silencers, fire dampers, air valves, ducting, outside grilles and wall cowls. Additionally, Vectaire offers a design service to ensure that the unit installed is the best possible to provide efficient, effective, low energy and low running cost ventilation. Vectaire can also organise installation, commissioning and maintenance of these products



WHHR-Midi Plus

TECHNICAL CHARACTERISTICS										
Model	Airflow l/sec					Power - Watts				
	max boost	max trickle	80%	60%	40%	max boost	max trickle	80%	60%	40%
WHHR-Midi Plus	102	84	66	48	36	120	103	51	25	20

RESULTS for SAP CALCULATIONS ENERGY LEVEL PERFORMANCE - using rigid ducting only				RESULTS for Approved Document F	
Exhaust Terminal Configuration	Specific Fan Power (W/l/s)	Heat Exchange Efficiency	EST Best Practice Performance Compliant	Total Exhaust Flow Rate (l/sec)	Total Supply Flow Rate (l/sec)
Kitchen + 1 additional wet room	0.50	94	yes	15.0	15.0
Kitchen + 2 additional wet rooms	0.50	93	yes	21.0	21.0
Kitchen + 3 additional wet rooms	0.55	92	yes	27.0	27.0
Kitchen + 4 additional wet rooms	0.65	91	yes	33.0	33.0
Kitchen + 5 additional wet rooms	0.76	89	yes	39.0	39.0
Kitchen + 6 additional wet rooms	0.88	89	yes	45.0	45.0

Figures from BRE test results at minimum flow rate conditions

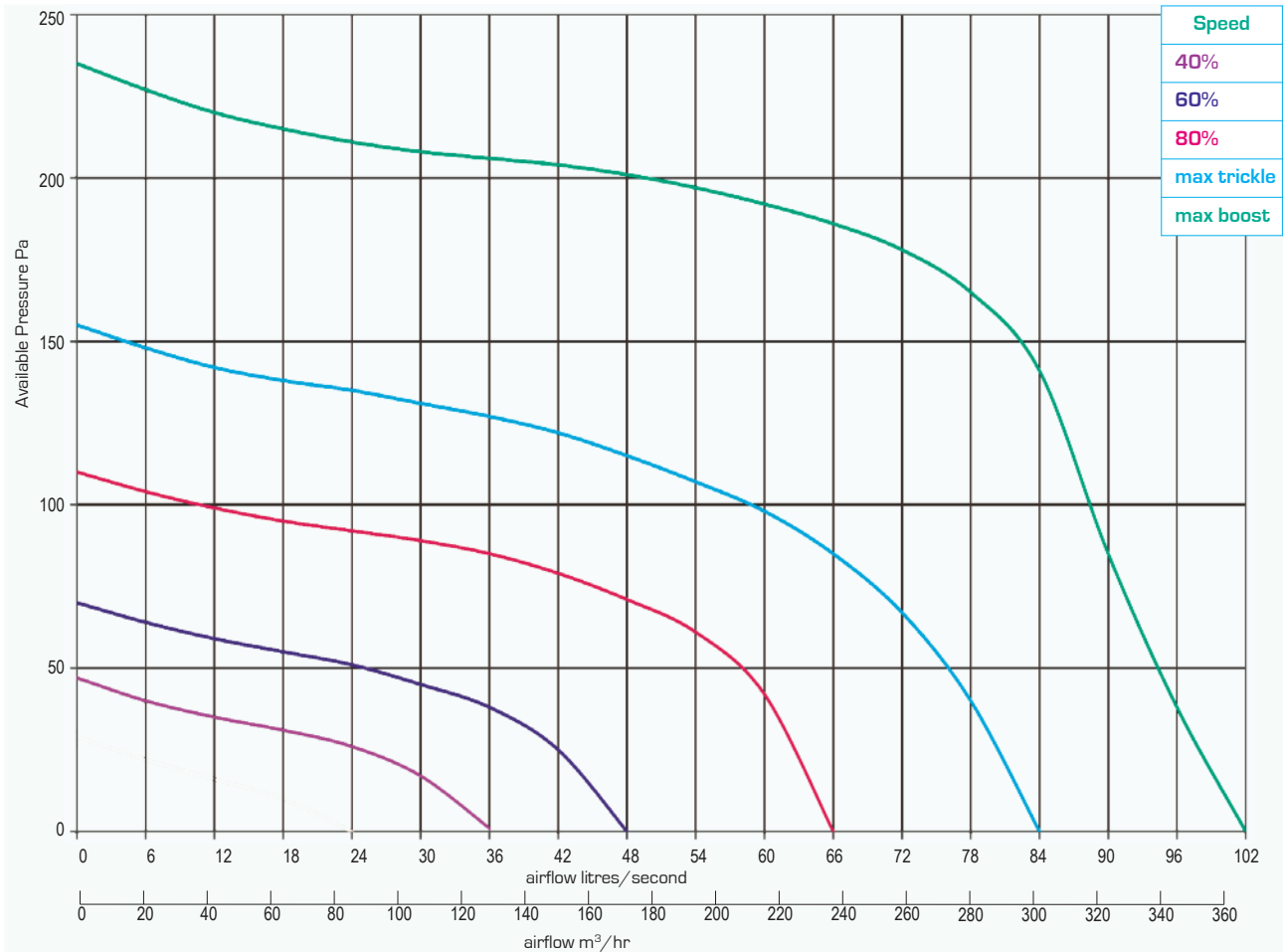
WHHR-Midi Plus		Sound Power Levels, L_w (dB) - Octave Bands Frequency Hz.								Sound Pressure dBA @3m
Curve Ref		63	125	250	500	1k	2k	4k	8k	
Max Boost (102 l/sec)	Extract	62	57	53	51	50	44	39	36	31
	Supply	60	57	65	61	62	58	54	51	
	Breakout	56	51	56	49	45	42	37	33	
Max Trickle (84 l/sec)	Extract	59	53	50	48	47	40	35	31	29
	Supply	58	55	61	60	61	53	50	47	
	Breakout	55	54	53	45	43	39	34	30	
80% (66 l/sec)	Extract	54	48	45	43	42	34	29	26	26
	Supply	54	50	55	54	54	47	45	40	
	Breakout	52	57	48	41	40	33	28	25	
60% (48 l/sec)	Extract	46	47	40	37	35	25	20	22	23
	Supply	45	47	49	48	46	37	30	26	
	Breakout	46	54	45	42	37	25	20	22	
40% (36 l/sec)	Extract	44	46	36	33	32	22	17	21	22
	Supply	42	45	46	45	42	34	30	22	
	Breakout	42	52	43	42	35	21	17	21	

TYPICAL SPECIFICATION

Supply and install a Vectaire WHHR-Midi Plus energy efficient MVHR which has been tested and is SAP Q Eligible as manufactured by Vectaire Ltd, Lincoln Road, Cressex Business Park, High Wycombe, Bucks, HP12 3RH. The unit is to give low level, continuous ventilation to a kitchen and up to six other wet rooms and should be for cupboard, loft or false ceiling installation recovering up to 94% of heat from extracted air separating the airflows using a counter flow heat exchanger. The unit should incorporate a low energy EC brushless motor for low noise levels and low energy consumption with an SFP down to 0.50 w/l/s. It should have as standard: independent variable speed adjustment for boost and trickle; boost setting with integral overrun timer; optional delay-on timer and integral frost-stat. It should also have the facility for: change of ductwork handing; purge boost; BMS connections; integral proportional dynamic humidistat; and an automatic summer bypass. The unit should comply with Part L1 2010 and Part F 2010 of Building Regulations, be EU RoHS Directive Compliant, conform to the requirements of EC Council directives relating to Electromagnetic Compatibility and Electrical Safety: 2006/95/CE (LVD), 2004/108/CE (EMC), EN 60335-2-80, be CE marked, be SAP Q eligible and EST Best Practice Performance compliant.

WHHR-Midi Plus

PERFORMANCE (curves are for guidance only)



DIMENSIONS - mm

