
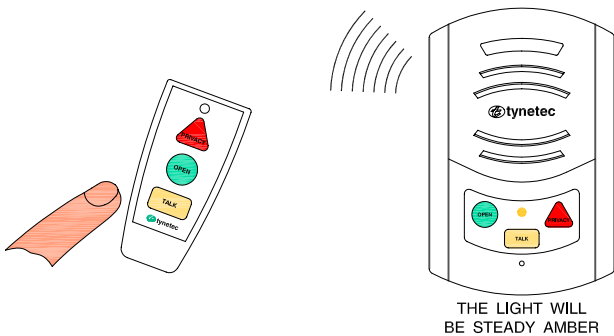


USING YOUR ADVENTxt APARTMENT STATION

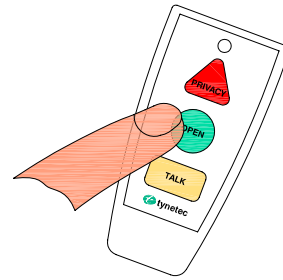
- 1 WHEN THE APARTMENT STATION RINGS, PRESS AND HOLD THE TALK BUTTON AND ASK WHO IS THERE?



RELEASE THE TALK BUTTON TO LISTEN.

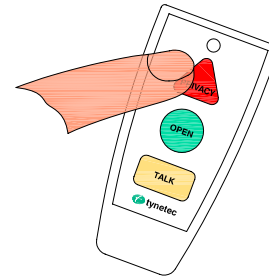


- 2 IF YOU WISH TO ADMIT THE VISITOR PRESS THE OPEN BUTTON ONCE.



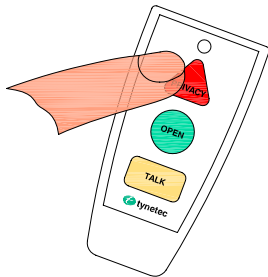
YOU WILL HEAR BEEPS WHEN THE DOOR IS OPEN.

- 3 IF YOU DO NOT WANT THEM TO ENTER, PRESS THE PRIVACY BUTTON ONCE TO END THE CALL.



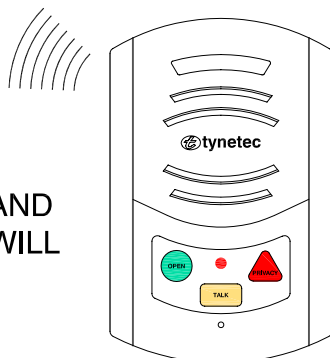
PRIVACY MODE

WITH NO CALL IN PROGRESS, PRESS THE PRIVACY BUTTON ONCE.



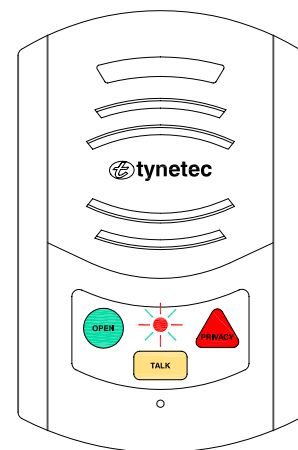
THE APARTMENT STATION WILL SOUND A TONE AND THE RED LIGHT WILL COME ON.

PRESS AGAIN TO TURN PRIVACY OFF.



DOOR OPEN INDICATION

A GREEN LIGHT WILL COME ON WHEN THE MAIN ENTRANCE DOOR IS OPEN.



IF THE LIGHT FLASHES RED / GREEN, YOU HAVE PRIVACY ON AND THE DOOR IS OPEN.

NOTE: IF THE LIGHT FLASHES AMBER RAPIDLY, THEN THE BATTERY IN YOUR REMOTE CONTROL NEEDS REPLACING.