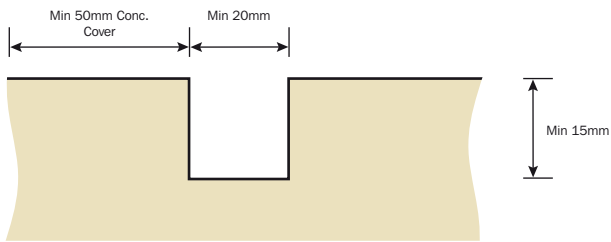


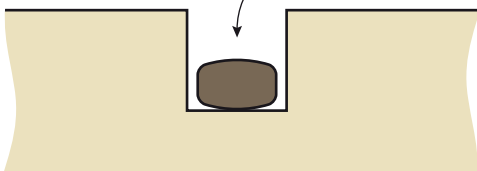


Installation guidelines for TT Waterstop and TT Swellmastic to construction joints

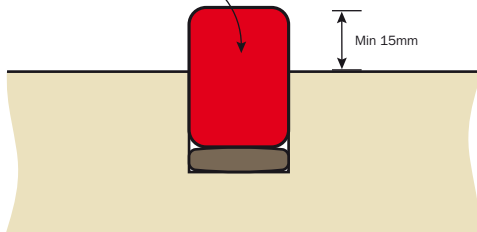
1. Chase Cast in centre of wall section/joint section. Approximately 20mm x 15mm



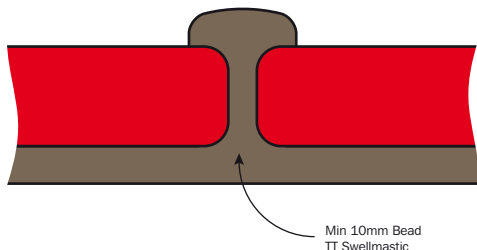
2. Min 10mm Bead TT Swellmastic to base of chase



3. TT Waterstop adhered to chase of Swellmastic



4. Joint option for TT Waterstop (within chase)



Typical vertical installation



Typical horizontal installation

For further information and assistance please refer to www.triton-chemicals.com or call Triton's technical team on 020 8310 3929.

Triton Contact Details:

Triton Chemical Manufacturing Co. Ltd.
Unit 5, Lyndean Industrial Estate, Abbey Wood, London SE2 9SG

Tel: 020 8310 3929

Fax: 020 8312 0349

Email: info@triton-chemicals.com

www.triton-chemicals.com