
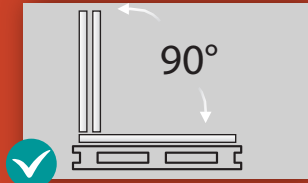


TG Secure™

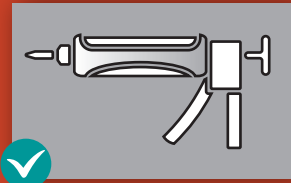
General Guidance for instalation



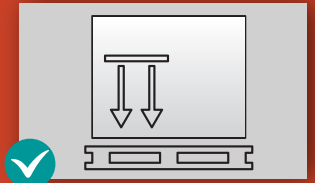
Attention! Handle with care



Store and handle in upright position



Use only specific silicones



Stack on timber blocks



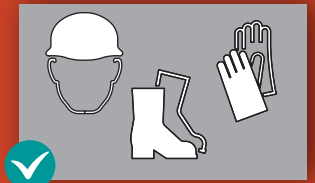
The security glass must be complimented with a certified frame



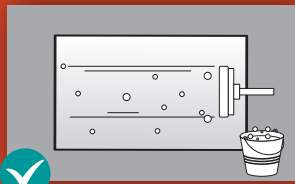
Use the right equipment to lift the glass. Do not try to lift it manually.



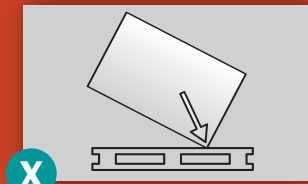
Glaze in accordance with TG Secure™ glazing instructions



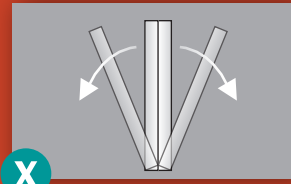
Wear personal protective equipment (PPE)



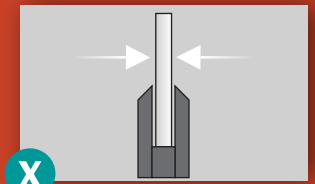
Take care when cleaning exposed polycarbonate




Do not rest on the corners



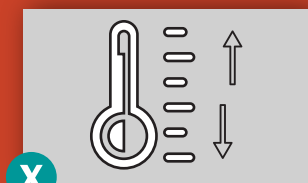
Do not tilt



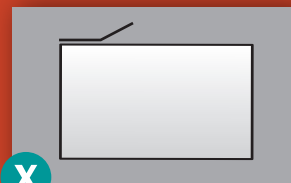
Avoid high glazing pressures



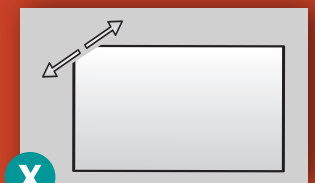
Avoid damage and scratches on polycarbonate surfaces



Do not expose to the elements
max 50 °C min -20 °C



Do not remove the edge protection



Do not modify or damage the edges

** The above instructions are just a general guidance for installation. For safety measures, contact a member of our company **