

country kerb



direct web link:
www.tobermore.co.uk/kerbsandedging


sales & technical line:
028 7964 2411 (for ROI change 028 to 048)

Country Kerb has an exposed granular surface, emulating the unique aged appearance of traditional granite kerbs, while maintaining the benefits of modern concrete kerbing.


Available in two finishes, Standard and Granite Aggregate, Tobermore's Country Kerb is ideal for areas where an attractive hard wearing kerb is required.

A complimentary garden edge kerb is also available in Granite Aggregate finish.

Country Kerb uses recycled aggregates.



Country Kerb Granite Aggregate



Garden Edge Granite Aggregate



Version available



carbon-label.com



ISO 9001 : 2008




ISO 14001

colour



Standard Aggregate



Granite Aggregate

product specifications

Product type	Concrete kerb
Manufactured to	BS EN 1340:2003
Strength	> 3.5MPa
Installed to	BS 7533-6:1999
BS Plus	Q10 110
Applications	Residential and Commercial when used in conjunction with the correct sub-base design in accordance with the latest British standard.
Energy Used	100% renewable energy
Water Used	100% water used from rainwater harvesting system
Carbon Footprint (Approved by Carbon Trust)	13kgCo ² e/ea
Recycled content	Granite aggregate: Not less than 31% recycled materials included
Recyclable	100% of this product can be recycled
Manufacturing Location	Produced in the UK with locally sourced materials
Complimentary Products	Radii Kerbs, Quadrant Kerbs, Garden Edge

Tobermore products are manufactured in accordance to an accredited ISO 9001:2008 quality system. Manufacturing facilities are accredited to ISO14001:2004 Environmental Management. The company publish Environmental labels and declarations in accordance to BS EN ISO 14021:2001.

product information

product	size (mm)	colours available	in stock	no. per pallet	weight (kg) per bale
COUNTRY KERB	250 x 125 x 915	Standard Aggregate, Granite Aggregate	YES	18	1251
		Graphite Aggregate	SPECIAL ORDER		
DROPPER	250/150 x 125 x 915	Standard Aggregate, Granite Aggregate (<i>specify left or right hand dropper</i>)	MADE TO ORDER	18	915
CUTS	300 or 450mm lengths	Standard Aggregate, Granite Aggregate	YES	-	-
GARDEN EDGE	150 x 75 x 915	Granite Aggregate	YES	50	1179