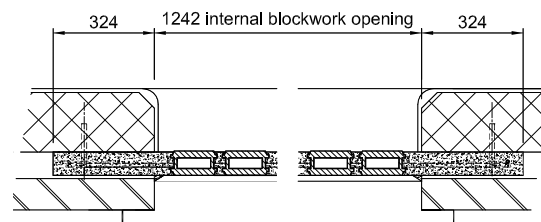
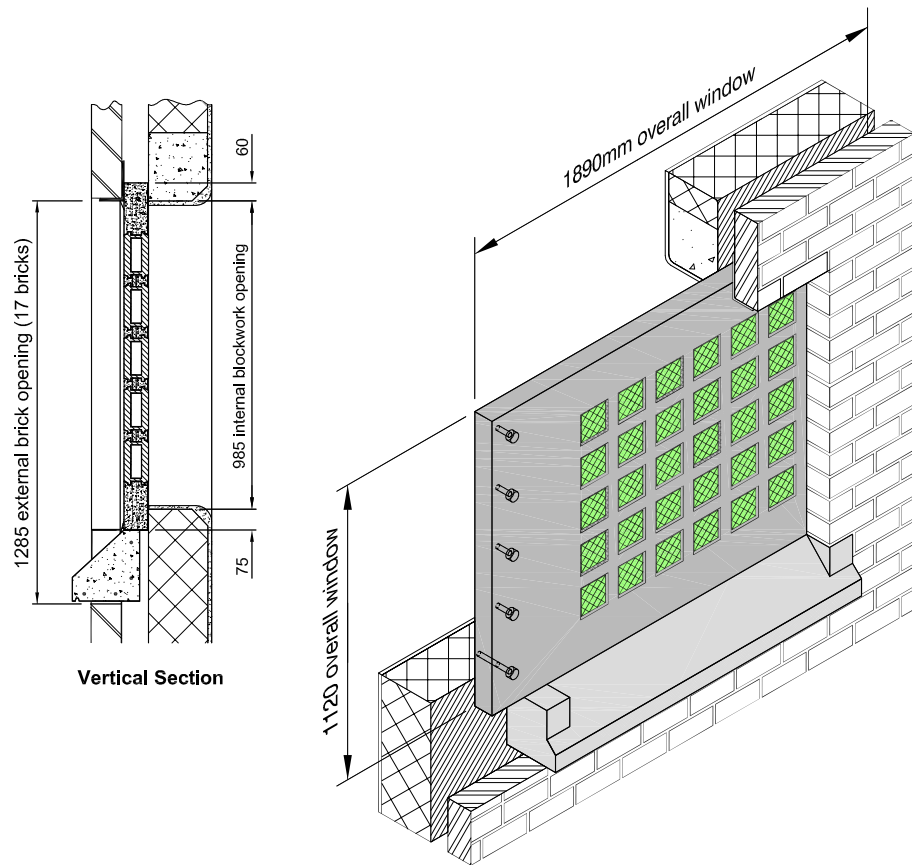



CSL0601



Sectional Plan

**Specification**

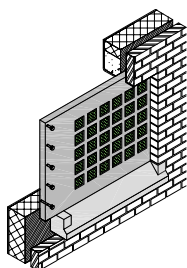
- Independently tested.
- Exceeds Home Office blast test requirements.
- Windows are constructed from pairs of 22mm thick annealed glass lenses hermetically sealed and set into 72mm thick structural cast stone to BS 1217:1997.
- Fully welded at each intersection 10mm diameter internal reinforcing bars at 165mm centres.
- Fixings supplied as standard with 10 No cast-in tubes and Hilti HLC 16 x 140 expansion bolts.

Finish

- Acid etched inside & smooth trowel finish outside from a range of 12 standard colours.

Options

- Non-standard colours can be provided on request. (See separate technical sheet).
- Window cills as CS 610 type A. (Can be supplied same colour as windows).
- 2 Hour Fire Resistant to BS EN 1364-1.
- Variety of fixing details can be supplied when not blast rated.
- Increased thickness at fixing face to suit wider wall cavity.



CSL0601

