



Twenty Four **Seven**  
SYSTEM

SCULPTURED WINDOW & DOOR SYSTEM

# TWENTY FOUR SEVEN SYSTEM



When we designed Twentyfour-Seven we took a clean sheet of paper and made it everything our customers wanted. We know that homeowners prefer attractive, modern and slim window designs. We also understand your needs, as a house builder, for a quality window system that can offer you a standardised approach for your house type portfolio, which is easy to install, saving time and labour onsite.

All of which adds up to a window and door system purpose-made for modern house builders, fabricators, installers and homes.

## Sustainable Design

Twentyfour-Seven conserves the earth's resources. Its five chamber, 70mm front to back design minimises energy use in the home and its high level of recycled content in the RCM reinforcement means it uses fewer raw materials during production. As a PVC-U product it also has a 35 year lifespan after which it can be recycled up to 10 times to give a total life of 350 years.



## Recycled Material

The combination of innovative components within the Twentyfour-Seven system, like RCM reinforcement, mean that the range can achieve a 22% recycled material rating for most window applications, and up to 30% for newbuild projects. This exceeds the BRE's target of 20% and is amongst the highest levels in the industry.

Twenty Four Seven  
SYSTEM



## A new-build package designed to surprise you

We understand that selling homes in today's market climate is a challenge. Swish windows and door system enable you to offer a brand that your customers know. The Swish brand is tried, tested and trusted with a heritage of over 40 years and is recognised by 7 out of 10 homeowners.

Building upon our strong retail presence amongst consumers, Swish is now proud to offer a new-build package to house builders, which has been designed with you in mind, at a price that will surprise you.



## Twentyfour-Seven at a glance

- 70mm five chamber design throughout
- Complete range of window styles – internal/external bead casement, tilt/turn, French
- Complete range of door styles – French, in/out residential, tilt/slide patio
- Triple glazing solution available
- PCE low line gasket system
- Bead to profile joint and feature edge throughout
- Optional 100% recycled composite material (RCM) reinforcement
- Dedicated hardware range can be ordered with profile
- 24, 28mm and 44mm glazing options
- J-type single leg glazing bead for click-fit installation
- Swish-branded protective tape
- Rosewood on brown and Light Oak on caramel as well as on-white foil options
- Complete range of ancillaries


## FRAME OPTIONS



Twentyfour-Seven can be used to manufacture virtually any frame for virtually any property. Its slim sculptured sightlines are designed for easy manufacture and easy-clean maintenance.

The system features five chamber 70mm front-to-back construction and can be used to manufacture internally and externally beaded casements, tilt/turns and French windows as well as inward and outward opening residential doors, French doors and tilt/slide patio doors.

Twentyfour-Seven is available in 19 unique colours and wood finishes, including traditional white. These colours have been especially developed to achieve a long-lasting and maintenance free, whilst cost-effective option for PVC-U windows and doors. Swish also offers a dual colour option when a coloured exterior and bright white interior is preferred.





## Materials specification

Twentyfour-Seven fully complies to the requirements of BS EN 12608: 2003 for the specification for high impact PVC-U.

All other materials used meet the relevant industry standards.

## key system features

Five chamber  
 70mm energy  
 efficient design

Self-locating  
 dedicated  
 hardware range


Localised profile  
 thickening for excellent  
 hardware anchorage

Optional  
 RCM eco-friendly  
 reinforcement

PCE gasket reduces  
 manufacturing  
 times & improves  
 weatherseal

Deep drainage furrow

Click-fit single leg J bead



Call 0808 178 3040 or visit [www.swishwindows.co.uk](http://www.swishwindows.co.uk)

# CASEMENT WINDOWS



## Features at a glance

- Fully sculptured 5 chamber profile suite
- Complete range of window styles – Internal / External bead casement, tilt/turn, French
- Identical internally glazed sash and externally glazed frame feature
- Dedicated clip floating mullion
- 10mm seal overlap on all casement sashes to increase weather and thermal performance
- All sashes accept 22mm back set locks
- Bespoke heritage horns
- PCE Low line gasket
- RCM, Steel and Aluminium reinforcement
- 24 and 28mm double glazing and 44mm triple glazing options
- Single leg glazing bead for click fit installation

## Maximum and Minimum Sizes

The Twentyfour-Seven system can be used to produce almost any shape or size window in common usage. A sample range of styles and the size limits are shown in the table below.

The maximum dimensions shown may vary depending on the location of the installation and the local wind speed. The size of window is governed by the limiting deflection of the glass units and hardware size/weight limitations and this will define the maximum length of the mullion/transom with reinforcing sections designed to resist deflection for a range of wind loadings.

*	Maximum Width	Maximum Height	Max Combined
Side hung sash	740mm	1340mm	2100mm
Top hung sash	1240mm	1240mm	2400mm

\* Notes:  
Minimum depth/width of sash 350mm.

## RESIDENTIAL DOORS



### Features at a glance

- Five chamber system
- Complete range of door styles – French, Open In/Out residential, tilt /slide patio
- Fully sculptured suite
- Identical internally glazed sash and externally glazed frame feature
- Dedicated clip floating mullion
- Screw ported aluminium for mechanical jointing
- RCM, Steel and Aluminium reinforcement
- 24, 28 and 44mm glazing options
- Unique palette of 19 coloured and wood finishes
- Dedicated triple glazing solution also available

### Hardware

The Twentyfour-Seven system includes dedicated hardware to enhance security and simplify fabrication and installation.

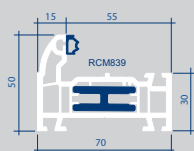
Dual position reinforcement allows the hardware to be fixed direct into the reinforcement for enhanced security when required.



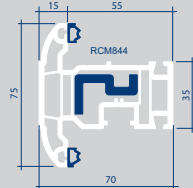
**Twenty Four Seven**  
SYSTEM

# SCULPTURED SYSTEM

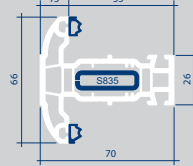
## MAIN PROFILES



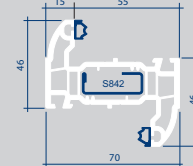
**X839 - SLIM FRAME**  
Reinforcement Options:  
RCM839  
S839



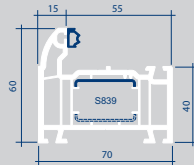
**X844 - CASEMENT 'T' SASH**  
Reinforcement Options:  
RCM844  
RCM839  
S844 (Lockside)  
S845 (Non-Lockside)



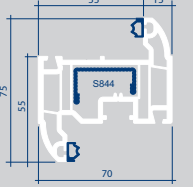
**X835 - 'T' TRANSOM/MULLION**  
Reinforcement Options:  
S842 (Light)  
S835 (Heavy)  
A835SP (Screw Ported)



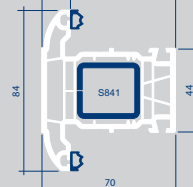
**X842 - 'Z' TRANSOM/MULLION**  
Reinforcement Options:  
S842 (Light)  
S835 (Heavy)



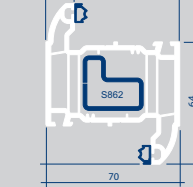
**X841 - LARGE FRAME**  
Reinforcement Options:  
RCM839  
S839



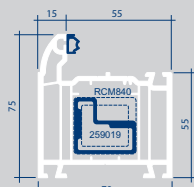
**X845 - CASEMENT 'Z' SASH**  
Reinforcement Options:  
RCM844  
RCM839  
S844 (Lockside)  
S845 (Non-Lockside)



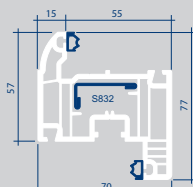
**X855 - 'T' TRANSOM/MULLION**  
Reinforcement Options:  
S855 (Light)  
S862 (Stepped)  
S841 (Heavy)  
A855SP (Screw Ported)



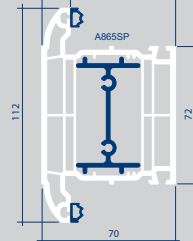
**X862 - 'Z' TRANSOM/MULLION**  
Reinforcement Options:  
S855 (Light)  
S862 (Stepped)  
S841 (Heavy)



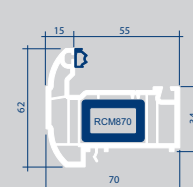
**X840 - EXTRA LARGE FRAME**  
Reinforcement Options:  
RCM839  
S840 (Stepped)  
S847 (Light Box)  
259019 (Stepped RCM 1.9M)  
RCM840  
S839



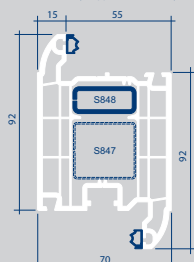
**X832 - TILT & TURN SASH**  
Reinforcement Options:  
S832



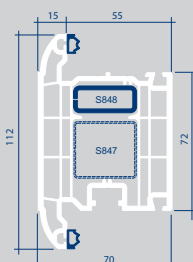
**X865 - DOOR MIDRAIL**  
Reinforcement Options:  
S865  
A865SP (Screw Ported)



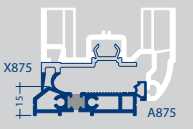
**X870 - FLOATING MULLION**  
Reinforcement Options:  
RCM870



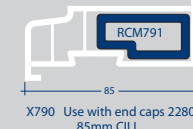
**X848 - DOOR 'Z' SASH**  
Reinforcement Options:  
S848 (Lockside)  
S847 (Hingeside)  
RCM840 (Flag Hinge Attachment)



**X847 - DOOR 'T' SASH**  
Reinforcement Options:  
S848 (Lockside)  
S847 (Hingeside)  
RCM840 (Flag Hinge Attachment)



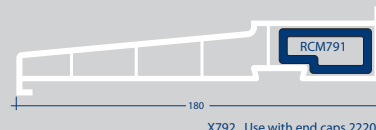
**X875 - DOOR MIDRAIL**  
Low Threshold Option  
Use with end caps 2617



**X790** Use with end caps 2280  
85mm CILL



**X791** Use with end caps 2218  
155mm CILL



**X792** Use with end caps 2220  
180mm CILL



**X836 - OVOLO BEAD**  
24mm



**X838 - OVOLO BEAD**  
28mm

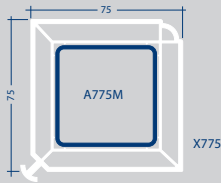


**2315 - TRIPLE GLAZE BEAD**  
44mm

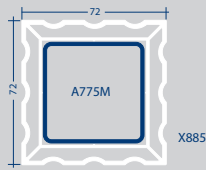


**1842**  
REPAIR GASKET

## ANCILLARIES



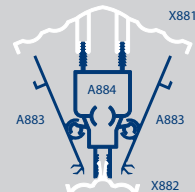
90° SQUARE  
BAY POST  
Use with 4310 Jack Assembly  
and 4312 (2 off) Bearing Plates



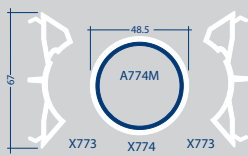
90° FLUTED SQUARE  
BAY POST  
Use with 4310 Jack Assembly  
and 4312 (2 off) Bearing Plates



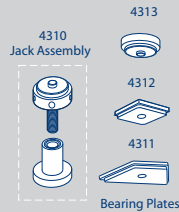
135° FLUTED  
BAY COUPLER  
Use with 4310 Jack Assembly  
and 4311 (2 off) Bearing Plates



120° - 170° VARIABLE ANGLE  
FLUTED BAY ASSEMBLY  
Use with 4310 Jack Assembly  
and 4313 (1 off) Bearing Plate



STANDARD BAY  
POLE ASSEMBLY  
Use with 4310 Jack Assembly  
and 4313 (1 off) Bearing Plate



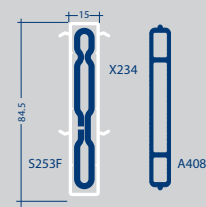
BAY POST  
JACK COMPONENTS



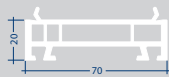
160° - 180°  
STRAIGHT/BOW  
BAY COUPLER



X766/S766  
COUPLING MULLION



COUPLER



X760  
20mm EXTENSION



X763  
SINGLE LEG  
EXTENSION



X765  
3mm COUPLER



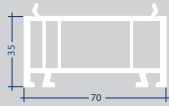
X767  
HEAD DRIP



X718  
EURO GROOVE INFILL



X769  
WEATHER BAR  
Use with end caps 2036  
and retaining screws P2026



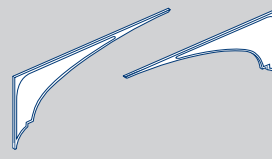
X761  
35mm EXTENSION



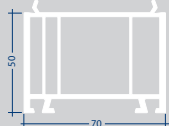
1818 - IN-LINE CILL JOINT COVER  
for 155mm CILL



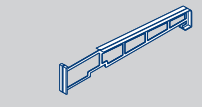
P2924 - SECURITY CLIP 24mm  
P2928 - SECURITY CLIP 28mm



4653 - TUDOR ARCH




X762  
50mm EXTENSION



1819 - IN-LINE CILL JOINT COVER  
for 180mm CILL



P2920 - SECURITY CLIP  
BASE PLATE PACK

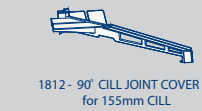


9851 - RUN-UP BLOCK

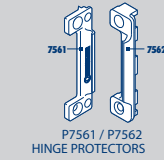
9852 - GLAZING BRIDGE



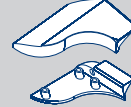
X776



1812 - 90° CILL JOINT COVER  
for 155mm CILL



P7561 / P7562  
HINGE PROTECTORS



9853 - HERITAGE HORN



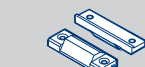
9850 FLOATING  
MULLION END CAP



X777



1813 - 135° CILL JOINT COVER  
for 155mm CILL



2607 - INTERLOCK (SASH)  
2608 - INTERLOCK (FRAME)

## CONSERVING RESOURCES



Within a few short years issues of environmental sustainability have come to touch every aspect of our lives. Twentyfour-Seven is the first PVC-U window and door system that has been specifically designed to reduce energy and conserve raw materials.

Twentyfour-Seven benefits from Swish's experience, particularly in PVC-U recycling, to set the benchmark for sustainable PVC-U products. It can be used to create frames for everyday installations that have a recycled content of 22% - in excess of the BRE's guidelines – and in certain newbuild applications up to 30%. When combined with the appropriate glass the five chamber construction can easily achieve a Class A energy rating.

Twentyfour-Seven also conserves resources. Its clever labour-saving features mean that it takes less time to manufacture and fit every frame.





## RCM Reinforcement

Swish's revolutionary RCM recycled composite material reinforcement is the environmentally sustainable alternative to steel or aluminium. It is also more workable than steel and its use reduces factory noise levels. Above all else, using RCM lifts the recycled content of Twentyfour-Seven frames to around 22%, above the 20% target set by the BRE for products used in newbuild projects.



## Reasons to Specify Swish:

- Brand with 40 years' heritage in home improvement industry
- 70mm five chamber system
- Innovative triple bead 44mm unit available achieving a U-value of 0.8 and requirements for The Code for Sustainable Homes
- Swish is recognised by seven out of 10 homeowners
- Unique palette of 19 coloured and wood finishes
- First to offer 100% recycled PVC-U window profile reinforcement
- UK based PVC-U recycling facility
- Free no-obligation assistance from our new build specialist

For further information on Twentyfour-Seven and the full range of systems from Swish Window and Door Systems

call 0808 178 3040

or visit [www.swishwindows.co.uk](http://www.swishwindows.co.uk)

**Twenty Four Seven**  
SYSTEM


# ACHIEVING ENERGY RATINGS WITH SWISH



The Twentyfour-seven system from Swish is one of the most modern and energy efficient window systems available.


C Window Energy Ratings may be a minimum standard requirement now but why settle for just a C rating? With Twentyfour-seven, you can specify 'A' rated windows without the need for expensive low iron glass.

In addition our new build specialist can offer advice to you on your next project whether it be assistance in choosing window styles, u-values or meeting Building Regulations.



Call 0808 178 3040 or visit [www.swishwindows.co.uk](http://www.swishwindows.co.uk)

# TRIPLE GLAZING SOLUTION



Whilst the Twentyfour-seven system can achieve impressive Window Energy Ratings and U-values with double glazed units we also offer the opportunity to upgrade to triple glazed units.

Capable of achieving a U-value of 0.8 with standard specification components the Twentyfour-seven Triple Glazed solution also has the benefit of providing greatly improved acoustic performance.




## Features at a glance

- Capable of achieving a U-value of 0.8 or less
- Improved acoustic performance
- Maintains slim attractive appearance of a fully sculptured system
- Full range of hardware available to order with the profile
- Can be used in a wide range of window and door styles including casement, tilt/turn, pivot, French, residential doors and tilt/slide patio doors
- Optional RCM reinforcement
- Available in white, Rosewood and Light Oak from stock and the full range of Options foils available to order

# Swish®

WINDOW AND DOOR SYSTEMS



FM09180  
BS EN ISO 9001



EMS86990  
BS EN ISO 14001



OHS23157  
BS OHSAS 18001



Official Police Security Initiative



KM12893  
BS EN 12608  
PROFILE



KM33548  
BS7950/BSEN12608  
ENHANCED SECURITY  
WINDOWS



KM515408  
PAS23-1 & PAS24-1  
SYSTEM SUPPLIER  
GENERAL & ENHANCED  
SECURITY DOORS



Swish Window and Door Systems  
Stafford Park 6, Telford  
Shropshire, TF3 3AT

Sales Office : 01952 280550  
Fax : 01952 292770  
Brand Support : 0808 178 3040

[www.swishwindows.co.uk](http://www.swishwindows.co.uk)