

## DROP HINGE (ADJUSTABLE TYPE) SDH-P



- 3-way adjustment.

Overlay: 16-19mm / Horizontal:  $\pm 1$ mm / Door gap: 1-3mm

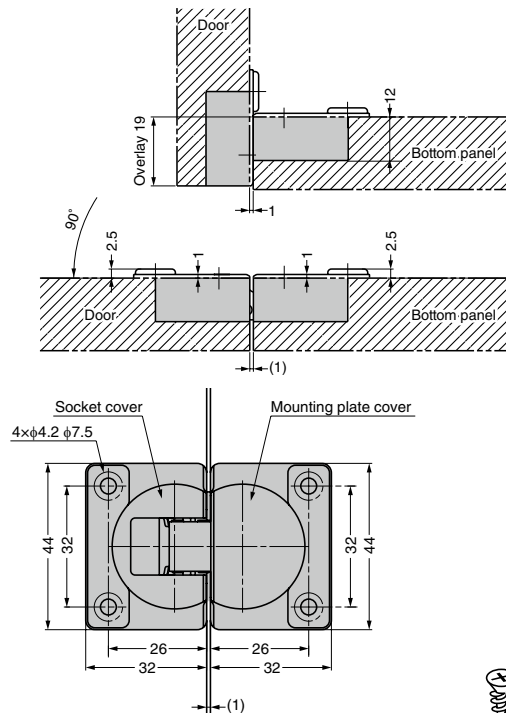
- Can be used with soft-down stay SDS-100 **1**, SDS-100TV, NSDX-10(R/L) **2**, NSDX-10(R/L)K-TV, CSD-10-TV.
- Bore depth: 12mm

### [Recommended Screws]

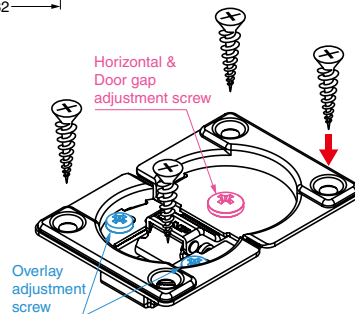
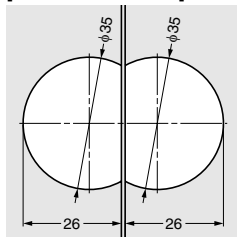
- Pan head tapping screw 3.5×15

Hinges and covers are packed separately.

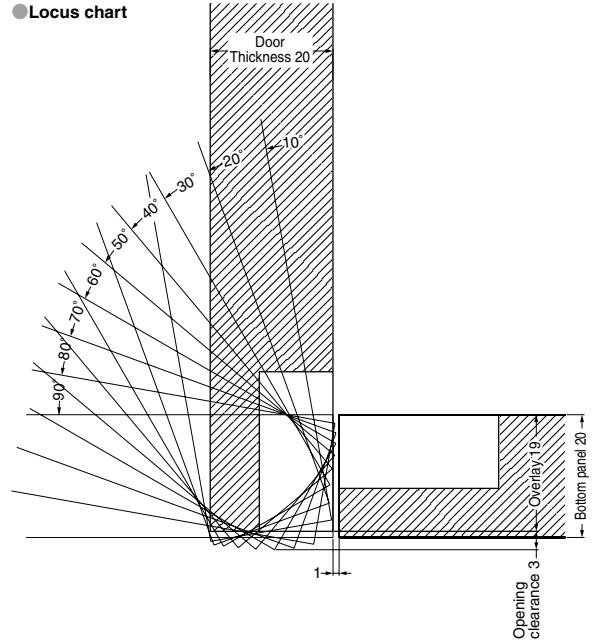
### ● Outline drawing



### [Cut Out Dimensions]



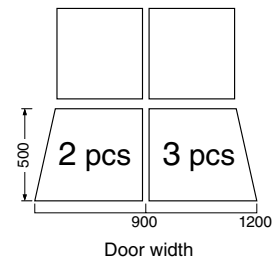
### ● Locus chart



Example (door thickness : 20 mm / bottom panel: 20 mm / overlay : 19 mm)

### [Number of Hinges]

In case of door thickness up to 20 mm. Material: Particle board.



### [Drop Hinge+Cover]

RoHS	CAD	Item Code	Item Name
		170-035-444	SDH-P-BL-SET
		170-037-357	SDH-P-WT-SET
		170-037-358	SDH-P-NI-SET

### [Drop Hinge]

RoHS	CAD	Item Code	Item Name	Material	Finish	Overlay	Door Thickness	Opening Angle	Weight (g)	Box (pcs)	Carton (pcs)
		170-034-200	SDH-P	Steel	Nickel	16~19	16~20	90°	42	50	200

### [Cover Set] Socket cover + mounting plate cover

RoHS	CAD	Item Code	Item Name	Styles	Material	Finish / Colour	Weight (g)	Box (pcs)
		170-034-769	SDH-PC-BL	Socket Cover + Mounting Plate Cover	ABS	Black	4	100
		170-034-828	SDH-PC-WT			White	4	100
		170-034-829	SDH-PC-NI			Nickel	4	100

Refer to **1** : P.244, **2** : P.242

TORQUE  
HINGES

DAMPER  
HINGES

LIFT  
ASSIST  
HINGES

DETENT  
HINGES

CONCEALED  
HINGES

BUTT  
HINGES

PIANO  
HINGES

STEP  
HINGES

LIFT-  
OFF  
HINGES

PIVOT  
HINGES

SPRING  
HINGES

CLEAN  
ROOM  
HINGES

HINGES FOR  
ALUMINIUM  
FRAME

DROP  
HINGES

GLASS  
DOOR  
HINGES

SPECIAL  
HINGES