

# SPRING HINGE

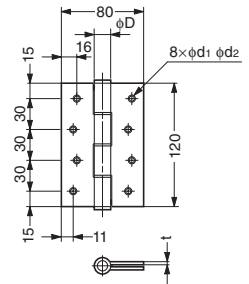


SA

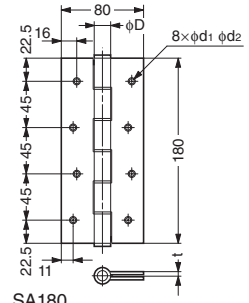


### ■ Features

- Spring loaded for self-closing.
- Spring tension adjustable.
- Stainless steel construction suitable for harsh environments.
- Can be used with door damper LDD-S (P.720-721) and LDD-V (P.718).

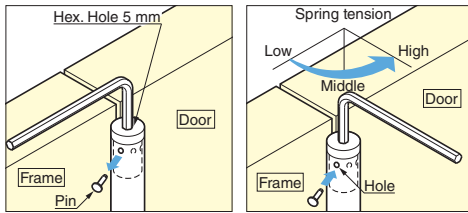


SA120



SA180

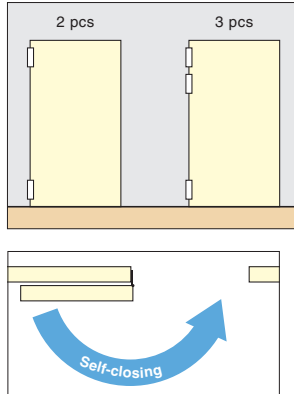
### ■ How to Adjust Spring Tension



Loosen shaft with Hex key and remove the pin.

Adjust spring tension with three steps. Put the pin to the hole and fix.

### ■ Installation




Item Code	Item Name	Material	Finish	D	t	d <sub>1</sub>	d <sub>2</sub>	Load Capacity (Door width Max. 1000 mm)	Weight	Box
170-090-810	SA120-5314-01	Aluminium Alloy	Anodized	16	4	5	8	196 N (20 kgf)/2 pcs	294 N (30 kgf)/3 pcs	191 g 2 pcs
170-090-811	SA180-5814-01	Aluminium Alloy	Anodized	16	4	5	8	392 N (40 kgf)/2 pcs	588 N (60 kgf)/3 pcs	276 g 2 pcs
170-090-812	SA120-5314-05	Stainless Steel (SUS304)	Plain	17	2.5	5.5	9	196 N (20 kgf)/2 pcs	294 N (30 kgf)/3 pcs	276 g 2 pcs
170-090-813	SA180-5814-05	Stainless Steel (SUS304)	Plain	18	3	5.5	9	392 N (40 kgf)/2 pcs	588 N (60 kgf)/3 pcs	570 g 2 pcs

# SPRING HINGE



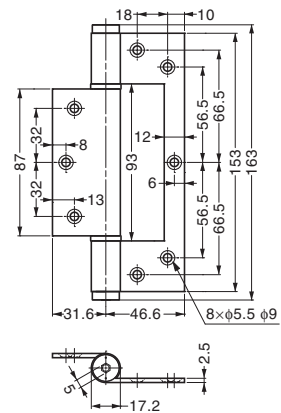
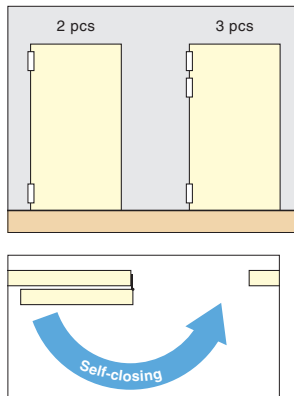
ST150-6314-05



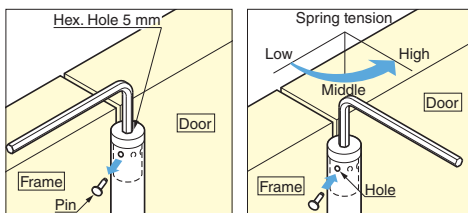
### ■ Features

- Spring loaded for self-closing.
- Spring tension adjustable.
- Stainless steel construction suitable for harsh environments.
- Can be used without any work on the door.
- Can be used with door damper LDD-S (P.720-721) and LDD-V (P.718).

### ■ Installation



### ■ How to Adjust Spring Tension



Loosen shaft with Hex key and remove the pin.

Adjust spring tension with three steps. Put the pin to the hole and fix.

Item Code	Item Name	Material	Finish	Load Capacity (Door width Max. 1000 mm)	Weight	Box
170-022-486	ST150-6314-05	Stainless Steel (SUS304)	Plain	400 N (40 kgf)/2 pcs	600 N (60 kgf)/3 pcs	736 g 2 pcs