

Trillipse

SPECSHEET/2

DIMENSIONS

OH OVERALL HEIGHT

845mm / 33.3"

OW OVERALL WIDTH

535mm / 21.1"

OD OVERALL DEPTH

580mm / 22.8"

AH ARM HEIGHT

680mm / 26.8"

SH SEAT HEIGHT

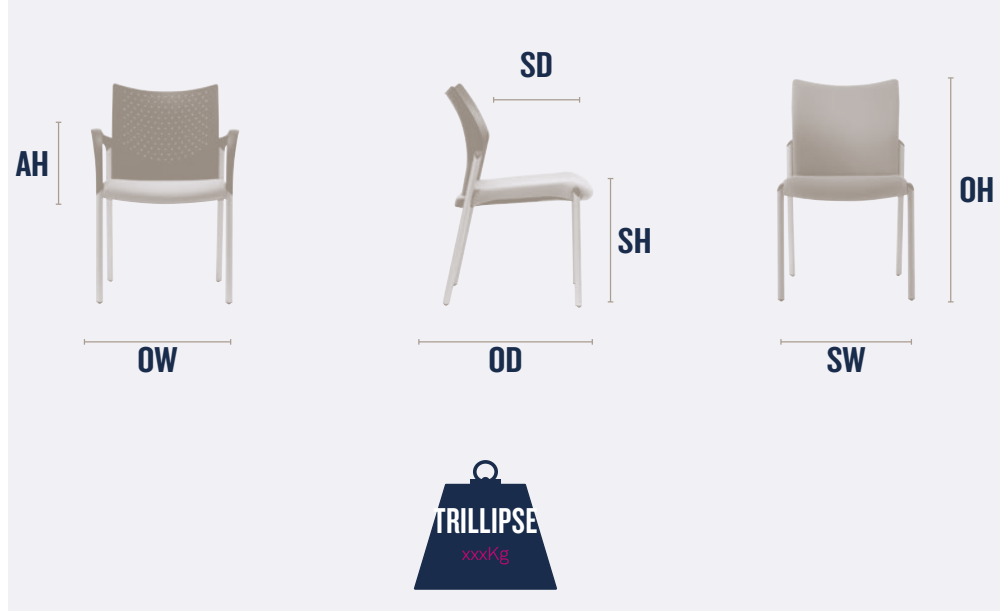
460mm / 18.1"

SW SEAT WIDTH


430mm / 16.9"

SD SEAT DEPTH

500mm / 19.7"



FINISH OPTIONS




Light Grey



Dark Grey



White



Black

ENVIRONMENTAL PERFORMANCE

MATERIAL CONTENT

The Trillipse components are constructed of the following:

Breakdown

Fabric	PU Foam
3.11%	3.11%
Plastic	
35.61%	
Steel	
8.34%	

RECYCLED CONTENT

The Trillipse range contains up to 55.5% of recycled material content, this is broken down in the following manner:

Breakdown

Steel
4%
Fabric
1.50%
Aluminium
50%

RECYCLABILITY

The Trillipse range is up to 100% recyclable

Breakdown

Recyclable material
100%