





Dimensions	3600 x 152 x 21.6 mm
Coverage	125mm
Colour Options	All standard RAL colours available
Installation Options	Hidden screw system
Design / Finish	Low risk of slip
Fire Rating	A1 / A2



	Starter Trim		Edging Trim
	3600 mm		3600 mm
	32 x 21.6 mm		34.8 x 23 mm
	Low risk of slip		Low risk of slip



Test Items	Test Method	Test Result
Weight	-	10.37 kg/m ² (boards only)
Material	EN755/9	Aluminium 6063 T6
Slip resistance (dry)	BS 7976-2:2002	65
Slip resistance (wet)	BS 7976-2:2002	50
Shod ramp performance	DIN 51130:2014	29 _o -R12 (safe)
Board Expansion	-	0.25mm per linear metre per 10 degree Celsius rise/fall in temperature, so as an example a 3600mm deck board subject to a 20 degree Celsius rise in temperature would expand by 1.8mm.

Loading deflection (kN / m²)

