

Defender Door Lock


Secure Escape Mode User Instructions

This door has been fitted with the Securistyle Defender Door Lock in Secure Escape mode and the following instructions will explain how to operate it so you can utilise the benefits of the product. Further information on this product can be found at www.securistyle.co.uk

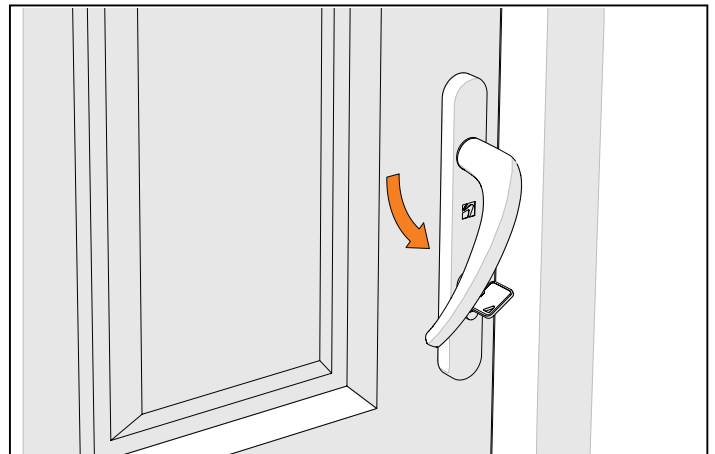
FIRE & RESCUE SERVICE ADVICE

Create an escape plan. To help you do this contact your local fire and rescue service and ask about the free fire and safety check or visit www.fireservice.co.uk/safety/hfsc

To enter a secured property



1. Turn key until it stops and **hold**.



2. Pull down outside handle to open door and enter property.

To secure the property from inside when occupied



1. With the door closed, lift inside handle to lock door and secure property. (Locking with key not required).

To exit property




1. Pull down inside handle to open door and exit property.

To secure the property from outside when occupied



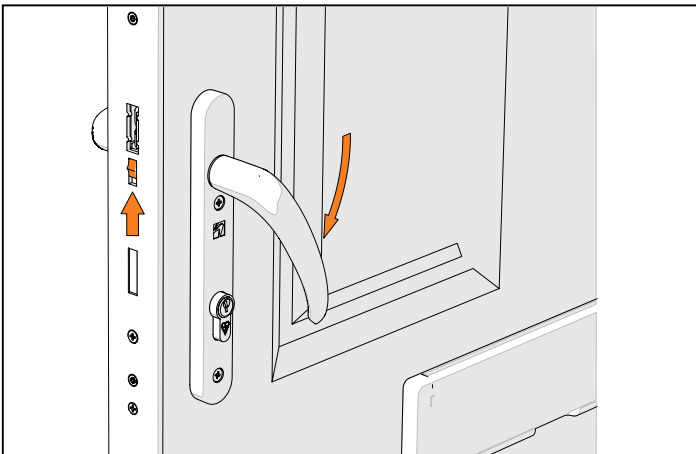
1. With door closed, lift outside handle to lock door and secure property. (Locking with key not recommended when property occupied).

To secure the property when unoccupied



1. If property is unoccupied lift outside handle and release, then turn key until it stops to engage deadbolt.

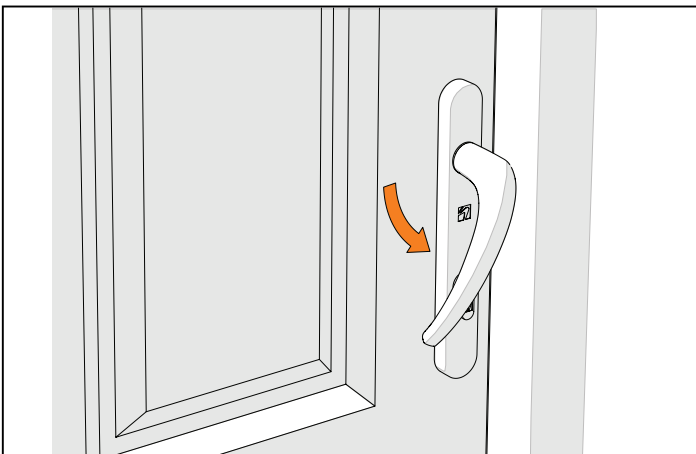
To temporarily leave the property without your keys



1. With door open, pull down on inside handle and **hold**. Slide up orange button on edge of door to hold in latch.



2. To close door while outside, lift handle. (**Warning!** Door is not secure).



3. To re-enter property pull down outside handle and open door.



4. Slide down orange button on edge of door to release latch. (**Warning!** Door is not secure until this is done).