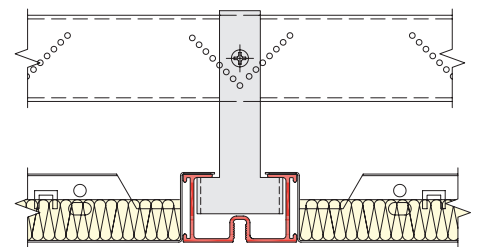
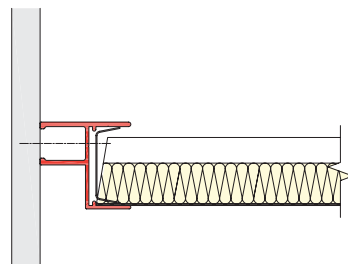
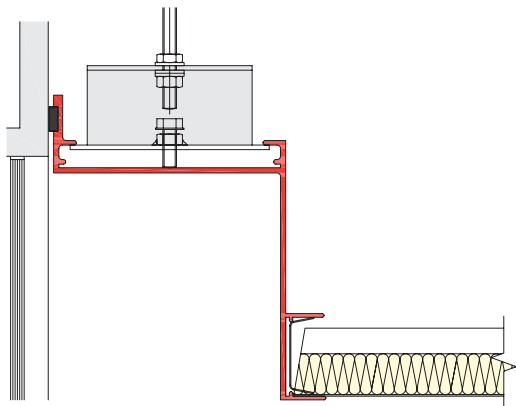


# trims and perimeters

trim compatibility table  
channel trims  
angle trims  
metal tile to plasterboard  
system 130 to plasterboard

bulkhead trims and tee sections  
blind boxes  
dry lining  
trim and perimeter accessories  
trim and perimeter silhouettes



# trims and perimeters

The aesthetic quality of an interior space is greatly enhanced by the attention given to the finer details. This is particularly important when the slightest flaw draws attention. The interface between different building fabrics is a critical factor in the appearance of the overall interior finishes. Well designed features such as Bulkheads, changes of ceiling level and plasterboard perimeters considerably enhance the aesthetic interest of an interior.

SAS Trims and Perimeters are an extensive range of extrusions that has been specifically developed to provide the opportunity to create interesting features with crisp clean interface details for suspended ceiling and drywall installations. The advantages of aluminium trims and perimeters are:

- The precise alignment between sections
- Easy installation
- Exterior quality polyester powder finish as standard
- Custom-made extrusions available

## Finishes

- Products are extruded from aluminium alloy
- Products are normally supplied with an electrostatically applied polyester powder finish to exterior quality BS6496,
- Tested to achieve a 1000 hour salt spray test performance
- The standard colour is RAL9010 20% gloss, alternative colours can be selected from the BS and RAL ranges

Special finishes are also available on request:

- **SAS FT** (Fine-textured), see page 36 for further details
- **SAS AB** (Anti-bacterial), see page 36 for further details
- Anodised in all colours
- Polished and chemically brightened in either silver, gold, copper and brass
- High porosity primer is available for dry lining profiles to provide greater adhesion for conventional drywall jointing and finishing compounds



## Suspended Ceiling Applications

### Perimeter Trims

The SAS extensive range of perimeter trims is designed to accommodate all types of suspended ceiling systems by masking the edges of tiles at both the perimeters and penetration points. Shadowgap style perimeter trims provide an additional attractive feature detail.

Channel trims are generally used for masking the cut edges of metal ceiling tiles. Wedges hold the tile edge tightly in place to give a clean finish. Threaded trims are designed to match the thread-form details of Alugrid-Q and are used on full tile perimeter details.

Angle trims are designed for Trucell, mineral fibre and GRG ceiling tile systems.

### Column Rings and Radiused Trims

Perimeter trims and shadowgap sections can be rolled to form radiused profiles and circular column rings to match perimeter details. Rectangular column trims can be supplied prefabricated for easy on-site installation. These are normally supplied in two parts. A list of trims that are suitable for rolling or highlighted on pages 118–119.

When specifying or ordering radiused trims it is necessary to state whether they are required toe-in or toe-out, further details are available on page 135.

### Plasterboard Perimeters

A plasterboard margin can provide an attractive feature to a suspended ceiling and minimises the need for cut tiles. This solution is particularly effective for irregular perimeters, corridors and small cellular spaces with existing structural walls.

**Important:** Plasterboard should be independently supported for margin widths over 450mm. The range of tile to plasterboard trims is designed to accommodate all ceiling types with a choice of shadowgap options. A number of trims feature tapered fins that permit the use of conventional tape and joint finishes to achieve a smooth interface with the plasterboard.

A range of plasterboard perimeter trims and shadowgaps provide appropriate matching details between the plasterboard and the wall.

### Plasterboard Bulkhead/Change of Ceiling Level

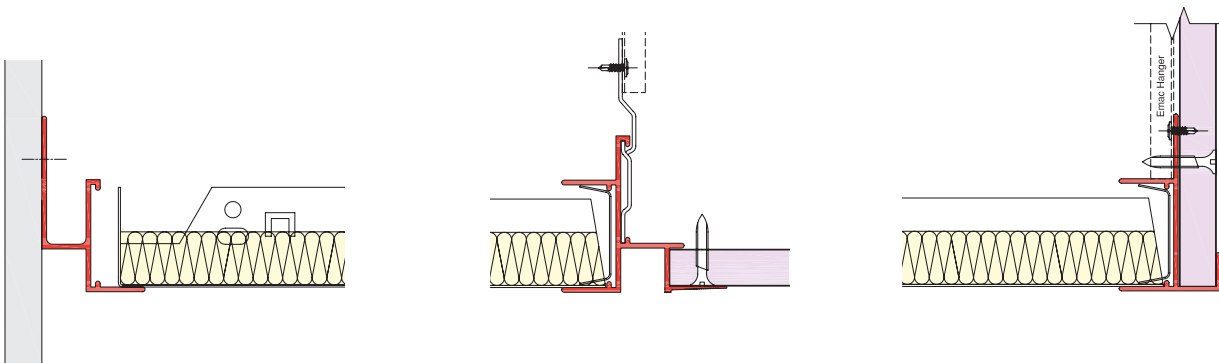
Plasterboard upstand trims can be used to create low cost bulkhead and changes in ceiling level features. The appropriate perimeter trim or shadowgap should be used to support and mask the edge of the higher level ceiling tiles or plasterboard.

### Metal Tile Bulkheads & Change of Ceiling Level

Metal bulkheads can be constructed using aluminium extrusions and standard metal tiles. Vertical bulkhead sections are available to create an attractive feature: a change in ceiling level or an interface with another building element. By using standard products, these extrusions offer a high quality low cost solution that is ideal for modest budgets or smaller projects where special fabrication is not feasible.

### Partition Head Fixing to Threaded Tee Sections

A number of tee sections incorporate a continuous M6 thread form to provide a fixing point and give lateral restraint to partition systems. This thread form can also be used for fixing lightweight signs and fixtures.



# trims compatibility table

Extrusion	Item No	Description	Compatible Systems						Suitable * for rolling	Page no.
			120	130	150	200	330	Trucell		
FAB 0124	N/A	15mm x 15mm Shadow Gap 20mm Channel Trim Fabricated	•	•	•	•	•		•	120
FAB 0128	N/A	20mm x 20mm Shadow Gap 20mm Channel Trim Fabricated	•	•	•	•	•		•	120
FAB-SJ-150	N/A	Cut Metal Tile to Plasterboard 15mm Shadow Gap Trim Fabricated	•	•	•	•	•		•	123
FAB-ST-150	N/A	15mm x 15mm Shadow Gap Plasterboard Trim Fabricated	•	•	•	•	•	•	•	122
TRU-SW-1508	22434	System 130 Full Metal Tile to Plasterboard 15mm Shadow Gap Trim (Plain to Suit P15/08)		•						127
FAB-TJ-P1508	22437	System 130 Full Metal Tile to Plasterboard Trim (Plain to Suit P15/08)		•						126
TCA 0101	10538	15mm Perimeter Angle Trim	•	•	•	•	•	•	•	121
TCA 0105	10539	20mm Perimeter Angle Trim	•	•	•	•	•	•	•	121
TCA 0107	10540	20mm Extended Leg Perimeter Angle Trim	•	•	•	•	•	•	•	121
TCA 0108	10541	20mm Channel Trim	•	•	•	•	•		•	120
TCA 0109	10542	20mm Extended Top Leg Channel Trim	•	•	•	•	•		•	120
TCA 0110	10543	20mm Extended Leg Channel Trim	•	•	•	•	•		•	120
TCA 0113	10544	25mm Perimeter Angle Trim	•	•	•	•	•	•	•	121
TCA 0123	10545	15mm x 15mm Shadow Gap 20mm Angle Trim	•	•	•	•	•	•	•	121
TCA 0124	10546	15mm x 15mm Shadow Gap 20mm Channel Trim	•	•	•	•	•		•	120
TCA 0127	10547	20mm x 20mm Shadow Gap 20mm Angle Trim	•	•	•	•	•	•	•	121
TCA 0128	10548	20mm x 20mm Shadow Gap 20mm Channel Trim	•	•	•	•	•		•	120
TCA 0133	10549	25mm x 25mm Shadow Gap 25mm Channel Trim	•	•	•	•	•		•	120
TCA 0141	10550	Cut Metal Tile to Plasterboard 15mm Shadow Gap Trim	•	•	•	•	•		•	123
TCA 0144	14075	Full Metal Tile to Plasterboard 20mm Shadow Gap Trim	•	•	•	•	•	•	•	123
TCA 0145	10551	Cut Metal Tile to Plasterboard 20mm Shadow Gap Trim	•	•	•	•	•		•	123
TCA 0149	22901	Full Metal Tile to Plasterboard 25mm Shadow Gap Trim	•	•	•	•	•	•	•	123
TCA 0152	10552	Plasterboard Perimeter Trim	•	•	•	•	•	•	•	121
TCA 0153	10553	Bevelled Plasterboard Perimeter Trim	•	•	•	•	•	•	•	121
TCA 0154	10554	Extended Leg Plasterboard Perimeter Trim	•	•	•	•	•	•	•	122
TCA 0155	10555	15mm x 15mm Shadow Gap Plasterboard Trim	•	•	•	•	•	•	•	122
TCA 0157	10556	20mm x 20mm Shadow Gap Plasterboard Trim	•	•	•	•	•	•	•	122
TCA 0169	10697	Cut Metal Tile to Vertical Plasterboard Bulkhead Trim	•	•	•	•	•		•	128
TCA 0173	10557	Cut Metal Tile to Vertical Plasterboard Bulkhead Trim	•	•	•	•	•		•	128
TCA 0187	10559	System 130 Full Metal Tile to Plasterboard Trim (Threaded to Suit Q15/08)		•						125
TCA 0188	10560	System 130 Full Metal Tile to Plasterboard Trim (Threaded to Suit Q15/16 & Q15/19)		•						125
TCA 0190	14083	System 130 Full Metal Tile to Plasterboard 15mm Shadow Gap Trim (Threaded to Suit Q15/16 & Q15/19)		•						126
TCA 0204	10561	Full Metal Tile 25mm Tee Section Trim	•	•	•	•	•	•	•	128
TCA 0207	10562	Full Metal Tile 30mm Tee Section Trim	•	•	•	•	•	•	•	128
TCA 0209	10563	Full Metal Tile 39mm Tee Section Trim	•	•	•	•	•	•	•	129
TCA 0210	14089	Full Metal Tile 40mm Threaded Tee Section Trim	•	•	•	•	•	•		129
TCA 0215	14091	Cut Metal Tile 40mm Mitre Junction Trim	•	•	•	•	•			129
TCA 0219	10564	Full Metal Tile to Vertical Plasterboard Trim	•	•	•	•	•	•	•	129
TCA 0310	10565	Cut Metal Tile 100mm Mitre Junction Trim	•	•	•	•	•			129
TCA 0312	14103	100mm Blind Box Cannel Trim	•	•	•	•	•			130
TCA 0313	14105	Threaded C-Profile 50mm wide				•	•			129
TCA 0314	14110	Threaded C-Profile 40mm wide				•	•			129
TCA 0317	22427	100mm Blind Box Angle Trim	•	•	•	•	•	•		130
TCA 1124	14130	System 130 Full Metal Tile to Plasterboard 15mm Shadow Gap Trim (Plain to Suit P15/16)		•						127
TCA 1127	10566	System 130 Full Metal Tile to Plasterboard 15mm Shadow Gap Trim (Plain to Suit P15/16)		•						127
TCA 1130	14131	Cut Metal Tile to Vertical Cut Metal Tile Bulkhead Trim	•	•	•	•	•			128
TCA 1131	14133	Cut Metal Tile to Vertical Cut Metal Tile Bulkhead Trim	•	•	•	•	•			128
TCA 1132	14134	System 130 Full Metal Tile to Plasterboard 15mm Shadow Gap Trim (Plain to Suit P15/08)		•						127
TCA 1133	14135	System 130 Full Metal Tile to Plasterboard 15mm Shadow Gap Trim (Plain to Suit P15/08)		•						126
TCA 1136	14136	System 330 Full Metal Tile to Vertical Plasterboard Perimeter Trim					•			128

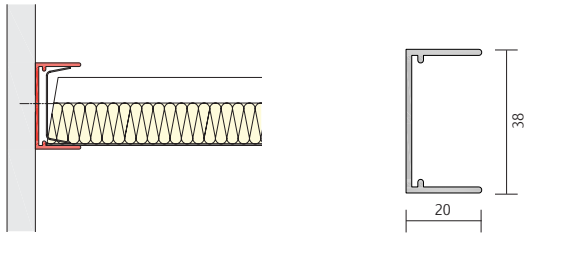
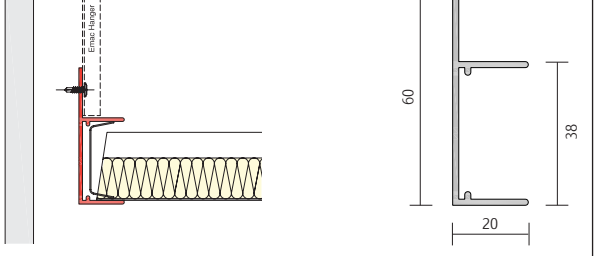
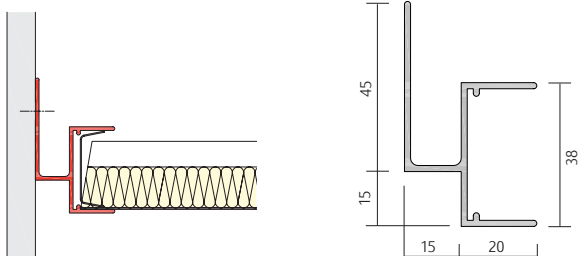
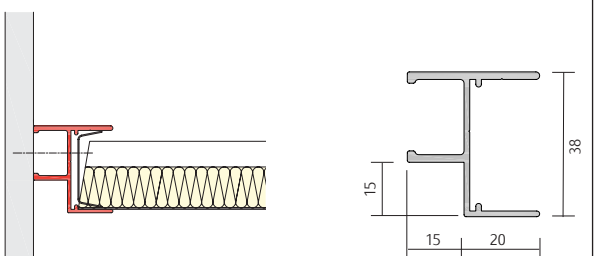
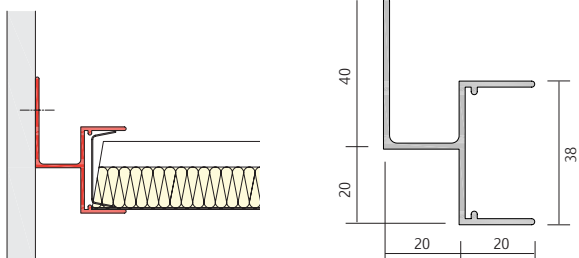
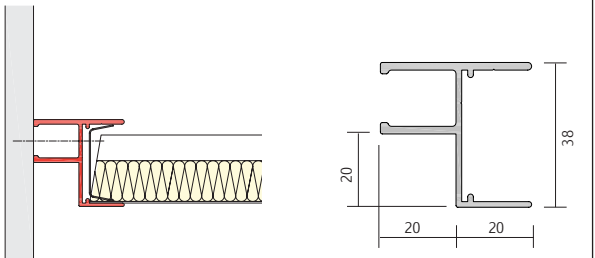
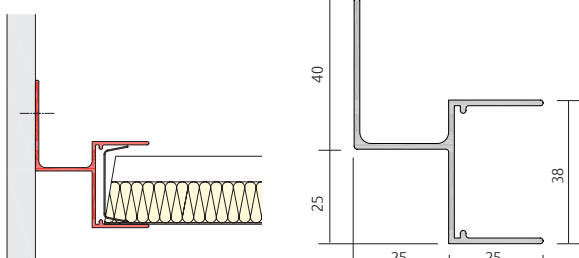
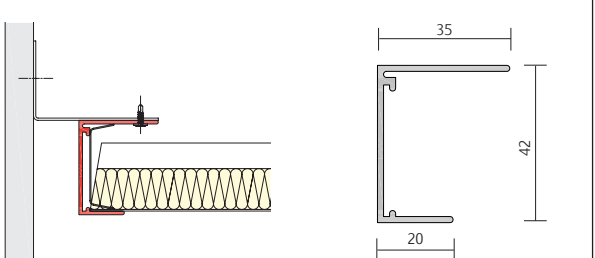
\* see page 135 for further details

# Trims compatibility table

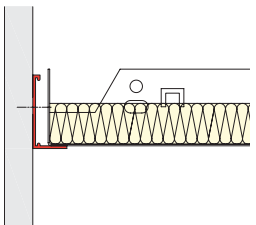
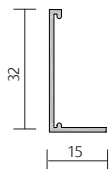
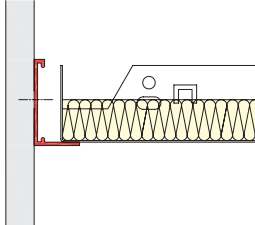
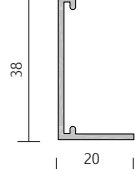
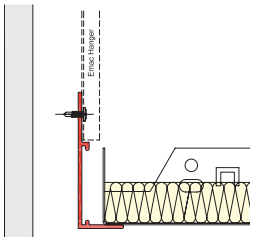
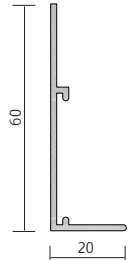
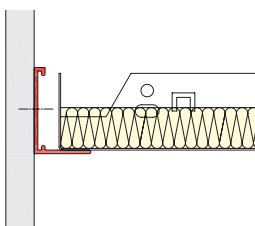
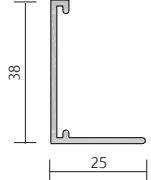
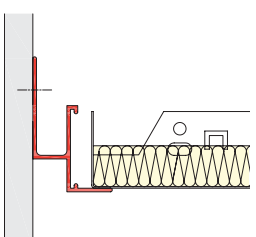
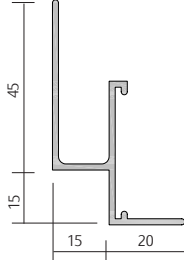
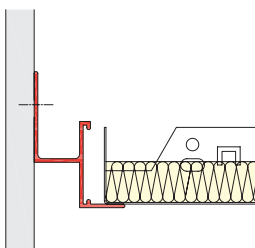
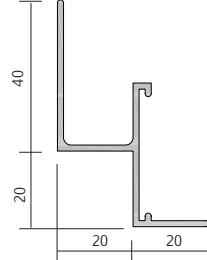
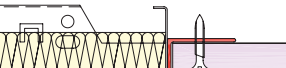
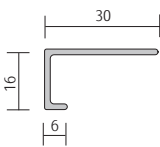
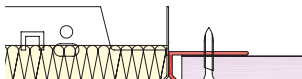
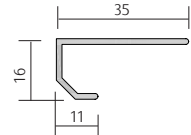
Extrusion	Item No	Description	Compatible Systems						Suitable * for rolling	Page no.
			120	130	150	200	330	Trucell		
TCA 1147	14139	98mm Blind Box Plasterboard Trim	•	•	•	•	•	•	130	
TCA 1182	22428	C-Profile 40mm wide				•	•		129	
TRU-B-1000	14188	Radiused End Trim							131	
TRU-CS-125	22430	Corner Step Trim							131	
TRU-CS-125-125-125	22431	Triple Corner Step Trim							131	
TRU-ET-125	10575	12.5mm Edge Trim						•	131	
TRU-ET-125F	10574	12.5mm Flexible Edge Trim							131	
TRU-ET-150	10576	15mm Edge Trim						•	132	
TRU-ET-150F	22432	15mm Flexible Edge Trim							132	
TRU-ET-250	10577	25mm Edge Trim						•	132	
TRU-HO-1516	14159	System 130 Alugrid 15/16 to Feathered Plasterboard Trim		•					125	
TRU-HR-125	22433	Linear Hanging Reveal Trim							132	
TRU-IC-600	14186	90° Inside Corner 60mm Radius Trim							132	
TRU-LK-330	14232	System 330 Full tile to Plasterboard 15mm Shadow Gap Trim					•		124	
TRU-MJ-150	10586	Cut Metal Tile to Plasterboard Trim	•	•	•	•	•		123	
TRU-OC-90	10572	High Strength Corner Trim							133	
TRU-OC-250	14187	90° Outside Corner 25mm Radius Trim							133	
TRU-OC-600	15510	90° Outside Corner 60mm Radius Trim							133	
TRU-OC-750	15509	90° Outside Corner 75mm Radius Trim							133	
TRU-PB-330	10588	System 330 Full tile to Plasterboard 15mm Shadow Gap Trim					•		124	
TRU-PT-250	10585	25mm Feathered Extended Leg Plasterboard Trim	•	•	•	•	•		122	
TRU-RT-125	10571	12.5mm Reveal Trim						•	133	
TRU-RT-150	10578	15mm Reveal Trim						•	133	
TRU-RT-250	10573	25mm Reveal Trim						•	133	
TRU-RT-250D	14205	25mm Reveal Trim (Suitable for 15mm Deep Plasterboard)							133	
TRU-SG-150	10582	System 150 Full Tile to Plasterboard 15mm Shadow Gap Trim			•			•	124	
TRU-SH-150	14224	Full Metal Tile to Plasterboard 15mm Shadow Gap Trim	•	•	•	•	•	•	123	
TRU-SJ-150	10580	Cut Metal Tile to Plasterboard 15mm Shadow Gap Trim	•	•	•	•		•	123	
TRU-SJ-1516	10570	System 130 Full Metal Tile to Plasterboard 15mm Shadow Gap Trim (Threaded to Suit Q15/16 & Q15/19)		•					126	
TRU-SJ-2616	10567	System 130 Full Metal Tile to Plasterboard 15mm Shadow Gap Trim (Threaded to Suit Q26/16)		•					126	
TRU-SJ-330	10587	System 330 Full tile to Plasterboard 15mm Shadow Gap Trim					•		124	
TRU-SJ-T1508	22435	System 130 Full Tile to Plasterboard Trim (T15)		•					125	
TRU-SJ-T1516	10591	System 130 Full Tile to Plasterboard Trim (T15)		•					125	
TRU-SJ-T2408	10589	System 130 Full Tile to Plasterboard Trim (T15)		•					125	
TRU-SJ-T2416	10590	System 130 Full Tile to Plasterboard Trim (T15)		•					125	
TRU-SK-25	14174	25mm Recessed Skirting Trim							134	
TRU-SK-100	14172	100mm Recessed Skirting Trim							134	
TRU-SS-150	10581	System 150 Full Tile to Plasterboard Trim			•				124	
TRU-ST-150	10579	15mm x 15mm Shadow Gap Plasterboard Trim	•	•	•	•	•		122	
TRU-SW-1516	10699	System 130 Full Metal Tile to Plasterboard 15mm Shadow Gap Trim (Plain to Suit P15/16)		•					127	
TRU-TJ-330	14223	System 330 Full Tile to Plasterboard Trim					•		124	
TRU-TJ-1508	14201	System 130 Full Metal Tile to Plasterboard Trim (Threaded to Suit Q15/08)		•					125	
TRU-TJ-1516	10584	System 130 Full Metal Tile to Plasterboard Trim (Threaded to Suit Q15/16 & Q15/19)		•					126	
TRU-TJ-2616	22436	System 130 Full Metal Tile to Plasterboard Trim (Threaded to Suit Q26/16)		•					126	
TRU-TJ-P1516	14334	System 130 Full Metal Tile to Plasterboard Trim (Plain to Suit P15/16)		•					126	
TRU-US-150	10583	System 150 Full Metal Tile to Vertical Plasterboard Bulkhead Trim			•				128	
TRU-VD-1250	14220	Variable Depth Edge Trim (15mm - 125mm)							134	
TRU-WR-125	14168	12.5mm Linear Reveal Trim							134	
TRU-WR-250	14180	25mm Linear Reveal Trim							134	
TRU-Z-125	14167	12.5mm Step Reveal Trim							134	
TRU-Z-250	14179	25mm Step Reveal Trim							134	

\* see page 135 for further details

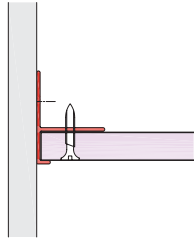
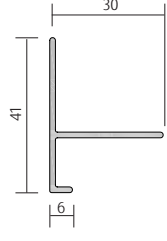
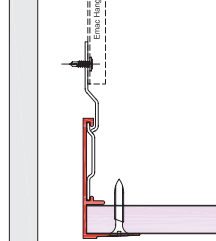
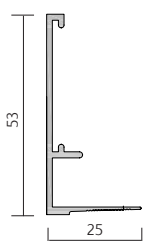
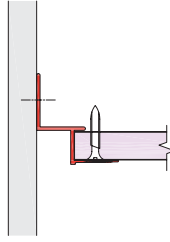
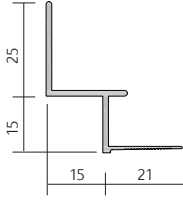
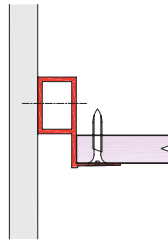
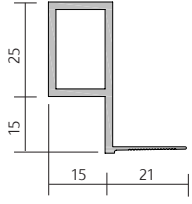
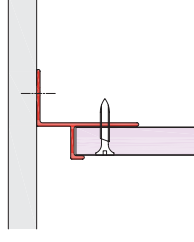
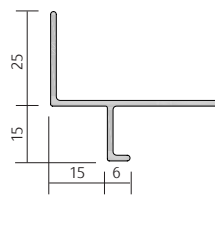
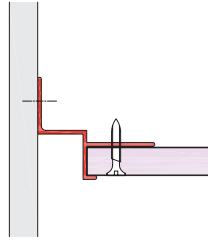
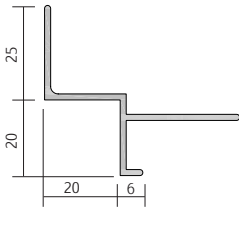
# channel trims for metal ceilings

			
<b>TCA 0108:</b> 20mm Channel		<b>TCA 0110:</b> 20mm Extended Leg Channel	
Item Number: 10541	Length (mm): 3000	Item Number: 10543	Length (mm): 3000
Accessories: TCP90, TCP180, TCP360, Perimeter Wedge		Accessories: TCP90, TCP180, TCP360, Perimeter Wedge	
			
<b>TCA 0124:</b> 15mmx15mm Shadowgap, 20mm Channel		<b>FAB 0124:</b> 15mmx15mm Shadowgap, 20mm Channel for curved trims	
Item Number: 10546	Length (mm): 3000	Item Number: N/A	Length (mm): 3000
Accessories: TCP90, TCP180, TCP360, Perimeter Wedge		Accessories: TCP90, TCP180, TCP360, Perimeter Wedge	
			
<b>TCA 0128:</b> 20mmx20mm Shadowgap, 20mm Channel		<b>FAB 0128:</b> 20mmx20mm Shadowgap, 20mm Channel for curved trims	
Item Number: 10548	Length (mm): 3000	Item Number: N/A	Length (mm): 3000
Accessories: TCP90, TCP180, TCP360, Perimeter Wedge		Accessories: TCP90, TCP180, TCP360, Perimeter Wedge	
			
<b>TCA 0133:</b> 25mmx25mm Shadowgap, 25mm Channel		<b>TCA 0109:</b> 20mm Extended Top Leg Channel	
Item Number: 10549	Length (mm): 3000	Item Number: 10542	Length (mm): 3000
Accessories: TCP90, TCP180, TCP360, Perimeter Wedge		Accessories: TCP90, TCP180, TCP360, Perimeter Wedge	

# angle trims for metal, open cell & mineral fibre

 		 	
<b>TCA 0101:</b> 15mm Perimeter Angle Trim		<b>TCA 0105:</b> 20mm Perimeter Angle Trim	
Item Number: 10538	Length (mm): 3000	Item Number: 10539	Length (mm): 3000
Accessories: TCP101090, TCP101180		Accessories: TCP90, TCP180, TCP360	
 		 	
<b>TCA 0107:</b> 20mm Extended Leg Perimeter Angle Trim		<b>TCA 0113:</b> 25mm Perimeter Angle Trim	
Item Number: 10540	Length (mm): 3000	Item Number: 10544	Length (mm): 3000
Accessories: TCP90, TCP180, TCP360		Accessories: TCP90, TCP180, TCP360	
 		 	
<b>TCA 0123:</b> 15mm x 15mm Shadow Gap 20mm Angle Trim		<b>TCA 0127:</b> 20mm x 20mm Shadow Gap 20mm Angle Trim	
Item Number: 10545	Length (mm): 3000	Item Number: 10547	Length (mm): 3000
Accessories: TCP90, TCP180, TCP360		Accessories: TCP90, TCP180, TCP360	
 		 	
<b>TCA 0152:</b> Plasterboard Perimeter Trim		<b>TCA 0153:</b> Bevelled Plasterboard Perimeter Trim	
Item Number: 10552	Length (mm): 3000	Item Number: 10553	Length (mm): 3000
Accessories: N/A		Accessories: N/A	

# angle trims for metal, open cell & mineral fibre

 		 	
<b>TCA 0154:</b> Extended Leg Plasterboard Perimeter Trim		<b>TRU-PT-250:</b> 25mm Feathered Extended Leg Plasterboard Trim	
Item Number: 10554	Length (mm): 3000	Item Number: 10585	Length (mm): 3000
Accessories: N/A		Accessories: TCB01, TCB08, TCP90, TC180, TCP360, Perimeter Wedge	
 		 	
<b>TRU-ST-150:</b> 15mm x 15mm Shadow Gap Plasterboard Trim		<b>FAB-ST-150:</b> 15mm x 15mm Shadow Gap Plasterboard Trim for curved trims	
Item Number: 10579	Length (mm): 3000	Item Number: N/A	Length (mm): 3000
Accessories: N/A		Accessories: N/A	
 		 	
<b>TCA 0155:</b> 15mm x 15mm Shadow Gap Plasterboard Trim		<b>TCA 0157:</b> 20mm x 20mm Shadow Gap Plasterboard Trim	
Item Number: 10555	Length (mm): 3000	Item Number: 10556	Length (mm): 3000
Accessories: N/A		Accessories: N/A	

# metal tile to plasterboard trims

<b>TRU-MJ-150:</b> Cut Metal Tile to Plasterboard Trim		<b>TCA 0141:</b> Cut Metal Tile to Plasterboard 15mm Shadow Gap Trim	
Item Number: 10586	Length (mm): 3000	Item Number: 10550	Length (mm): 3000
Accessories: TCB01, TCB08, TCP90, TCP180, TCP360, PW*		Accessories: TCB01, TCB08, TCP90, TCP180, TCP360, PW*	
<b>TRU-SJ-150:</b> Cut Metal Tile to Plasterboard 15mm Shadow Gap Trim		<b>FAB-SJ-150:</b> Cut Metal Tile to Plasterboard 15mm Shadow Gap Trim for curved trims	
Item Number: 10580	Length (mm): 3000	Item Number: N/A	Length (mm): 3000
Accessories: TCB01, TCB08, TCP90, TCP180, TCP360, PW*		Accessories: TCP90, TCP180, TCP360, PW*	
<b>TCA 0145:</b> Cut Metal Tile to Plasterboard 20mm Shadow Gap Trim		<b>TRU-SH-150:</b> Full Metal Tile to Plasterboard 15mm Shadow Gap Trim	
Item Number: 10551	Length (mm): 3000	Item Number: 14224	Length (mm): 3000
Accessories: TCB01, TCB08, TCP90, TCP180, TCP360, PW*		Accessories: TCB01, TCB08, TCP90, TCP180, TCP360, PW*	
<b>TCA 0144:</b> Full Metal Tile to Plasterboard 20mm Shadow Gap Trim		<b>TCA 0149:</b> Full Metal Tile to Plasterboard 25mm Shadow Gap Trim	
Item Number: 14075	Length (mm): 3000	Item Number: 22901	Length (mm): 3000
Accessories: TCB01, TCB08, TCP90, TCP180, TCP360		Accessories: TCB01, TCB08, TCP90, TCP180, TCP360	

\* PW = Perimeter Wedge

# metal tile to plasterboard trims

<b>TRU-SS-150:</b> System 150 Full Tile to Plasterboard Trim		<b>TRU-SG-150:</b> System 150 Full Tile to Plasterboard 15mm Shadow Gap Trim	
Item Number: 10581	Length (mm): 3000	Item Number: 10582	Length (mm): 3000
Accessories: N/A		Accessories: N/A	
<b>TRU-TJ-330:</b> System 330 Full Tile to Plasterboard Trim		<b>TRU-PB-330:</b> System 330 Full tile to Plasterboard 15mm Shadow Gap Trim	
Item Number: 14223	Length (mm): 3000	Item Number: 10588	Length (mm): 3000
Accessories: TCB01, TCB08, TCP90s, TCP180s, TCP360		Accessories: TCB01, TCB08, TCP90, TCP180, TCP360	
<b>TRU-LK-330:</b> System 330 Full tile to Plasterboard 15mm Shadow Gap Trim		<b>TRU-SJ-330:</b> System 330 Full tile to Plasterboard 15mm Shadow Gap Trim	
Item Number: 14232	Length (mm): 3000	Item Number: 10587	Length (mm): 3000
Accessories: TCB01, TCB08, TCP90s, TCP180s, TCP360		Accessories: TCB01, TCB08, TCP90, TCP180, TCP360	

# system 130 to plasterboard trims

<b>TRU-SJ-T1508:</b> System 130 Full Tile to Plasterboard Trim (T15)		<b>TRU-SJ-T1516:</b> System 130 Full Tile to Plasterboard Trim (T15)	
Item Number: 22435	Length (mm): 3000	Item Number: 10591	Length (mm): 3000
Accessories: TCB01, TCB08, TCP90, TCP180, TCP360, 21566		Accessories: TCB01, TCB08, TCP90, TCP180, TCP360, 21566	
<b>TRU-SJ-T2408:</b> System 130 Full Tile to Plasterboard Trim (T15)		<b>TRU-SJ-T2416:</b> System 130 Full Tile to Plasterboard Trim (T15)	
Item Number: 10589	Length (mm): 3000	Item Number: 10590	Length (mm): 3000
Accessories: TCB01, TCB08, TCP90, TCP180, TCP360, 21566		Accessories: TCB01, TCB08, TCP90, TCP180, TCP360, 21566	
<b>TRU-HO-1516:</b> System 130 Alugrid 15/16 to Feathered Plasterboard Trim		<b>TCA 0187:</b> System 130 Full Metal Tile to Plasterboard Trim (Threaded to Suit Q15/08)	
Item Number: 14159	Length (mm): 3000	Item Number: 10559	Length (mm): 3000
Accessories: N/A		Accessories: TCB01, TCB08, TCP90, TCP180, TCP360	
<b>TRU-TJ-1508:</b> System 130 Full Metal Tile to Plasterboard Trim (Threaded to Suit Q15/08)		<b>TCA 0188:</b> System 130 Full Metal Tile to Plasterboard Trim (Threaded to Suit Q15/16 & Q15/19)	
Item Number: 14201	Length (mm): 3000	Item Number: 10560	Length (mm): 3000
Accessories: TCB01, TCB08, TCP90, TCP180, TCP360		Accessories: TCB01, TCB08, TCP90, TCP180, TCP360	

\* Nominal height shown

# system 130 to plasterboard trims

<b>TRU-TJ-1516:</b> System 130 Full Metal Tile to Plasterboard Trim (Threaded to Suit Q15/16 & Q15/19)		<b>FAB-TJ-P1508:</b> System 130 Full Metal Tile to Plasterboard Trim (Plain to Suit P15/08)	
Item Number: 10584	Length (mm): 3000	Item Number: 22437	Length (mm): 3000
Accessories: TCB01, TCB08, TCP90, TCP180, TCP360		Accessories: TCB01, TCB08, TCP90, TCP180, TCP360	
<b>TRU-TJ-P1516:</b> System 130 Full Metal Tile to Plasterboard Trim (Plain to Suit P15/16)		<b>TRU-TJ-2616:</b> System 130 Full Metal Tile to Plasterboard Trim (Threaded to Suit Q26/16)	
Item Number: 14334	Length (mm): 3000	Item Number: 22436	Length (mm): 3000
Accessories: TCB01, TCB08, TCP90, TCP180, TCP360		Accessories: TCB01, TCB08, TCP90, TCP180, TCP360	
<b>TCA 0190:</b> System 130 Full Metal Tile to Plasterboard 15mm Shadow Gap Trim (Threaded to Suit Q15/16 & Q15/19)		<b>TRU-SJ-1516:</b> System 130 Full Metal Tile to Plasterboard 15mm Shadow Gap Trim (Threaded to Suit Q15/16 & Q15/19)	
Item Number: 14083	Length (mm): 3000	Item Number: 10570	Length (mm): 3000
Accessories: TCB01, TCB08, TCP90, TCP180, TCP360		Accessories: TCB01, TCB08, TCP90, TCP180, TCP360	
<b>TRU-SJ-2616:</b> System 130 Full Metal Tile to Plasterboard 15mm Shadow Gap Trim (Threaded to Suit Q26/16)		<b>TCA 1133:</b> System 130 Full Metal Tile to Plasterboard 15mm Shadow Gap Trim (Plain to Suit P15/08)	
Item Number: 10567	Length (mm): 3000	Item Number: 14135	Length (mm): 3000
Accessories: TCB01, TCB08, TCP90, TCP180, TCP360		Accessories: TCB01, TCB08, TCP90, TCP180, TCP360	

\* Nominal height shown

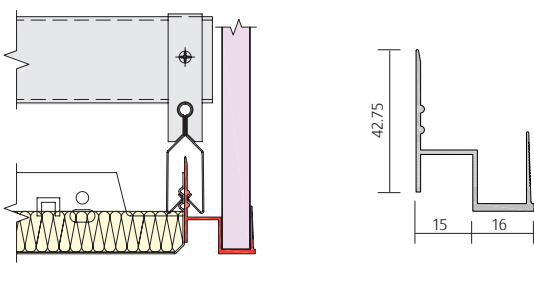
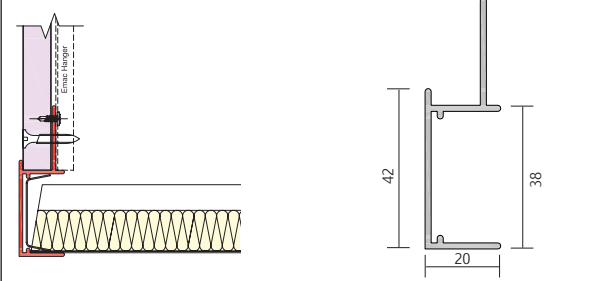
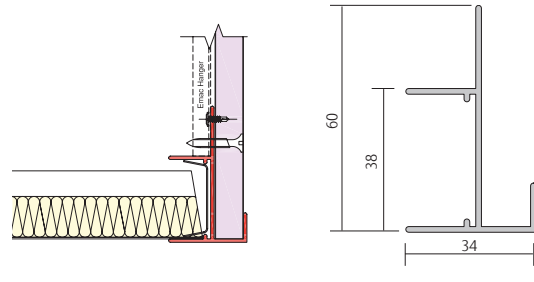
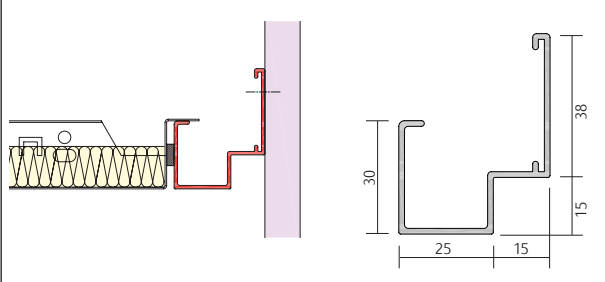
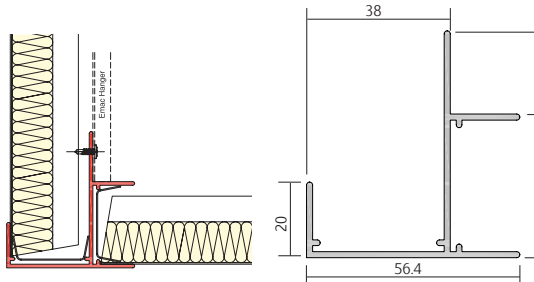
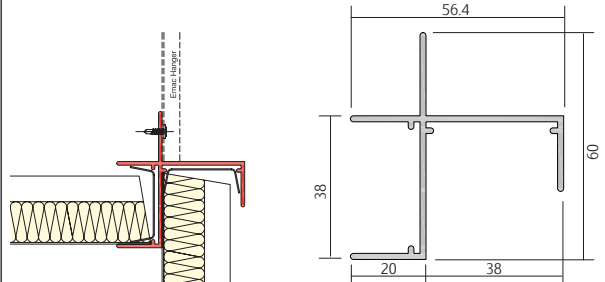
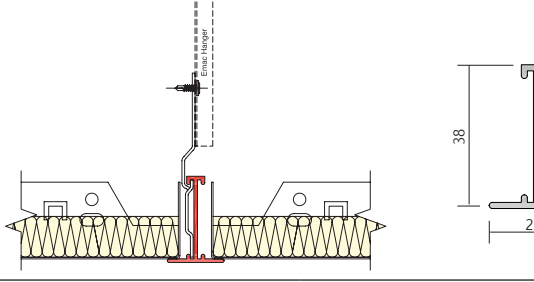
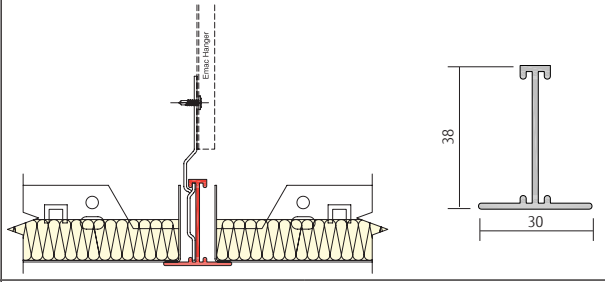
# system 130 to plasterboard trims

<b>TCA 1127:</b> System 130 Full Metal Tile to Plasterboard 15mm Shadow Gap Trim (Plain to Suit P15/16)		<b>TCA 1132:</b> System 130 Full Metal Tile to Plasterboard 15mm Shadow Gap Trim (Plain to Suit P15/08)†	
Item Number: 10566	Length (mm): 3000	Item Number: 14134	Length (mm): 3000
Accessories: TCB01, TCB08, TCP90, TCP180, TCP360		Accessories: TCB01, TCB08, TCP90, TCP180, TCP360	
<b>TCA 1124:</b> System 130 Full Metal Tile to Plasterboard 15mm Shadow Gap Trim (Plain to Suit P15/16)†		<b>TRU-SW-1508:</b> System 130 Full Metal Tile to Plasterboard 15mm Shadow Gap Trim (Plain to Suit P15/08)	
Item Number: 14130	Length (mm): 3000	Item Number: 22434	Length (mm): 3000
Accessories: TCB01, TCB08, TCP90, TCP180, TCP360		Accessories: TCB01, TCB08, TCP90, TCP180, TCP360	
<b>TRU-SW-1516:</b> System 130 Full Metal Tile to Plasterboard 15mm Shadow Gap Trim (Plain to Suit P15/16)			
Item Number: 10699	Length (mm): 3000		
Accessories: TCB01, TCB08, TCP90, TCP180, TCP360			

\* Nominal height shown

† Suitable for mitreing with 20mm channel/angle trims

# bulkhead trims & tee sections

			
<b>TRU-US-150:</b> System 150 Full Metal Tile to Vertical Plasterboard Bulkhead Trim		<b>TCA 0169:</b> Cut Metal Tile to Vertical Plasterboard Bulkhead Trim	
Item Number: 10583	Length (mm): 3000	Item Number: 10697	Length (mm): 3000
Accessories: N/A		Accessories: TCP90, TCP180, TCP360, Perimeter Wedge	
			
<b>TCA 0173:</b> Cut Metal Tile to Vertical Plasterboard Bulkhead Trim		<b>TCA 1136:</b> System 330 Full Metal Tile to Vertical Plasterboard Perimeter Trim, 15mm Shadowgap	
Item Number: 10557	Length (mm): 3000	Item Number: 14136	Length (mm): 3000
Accessories: TCP90, TCP180, TCP360, Perimeter Wedge		Accessories: TCP90, TCP180, TCP360, Perimeter Wedge	
			
<b>TCA 1130:</b> Cut Metal Tile to Vertical Cut Metal Tile Bulkhead Trim		<b>TCA 1131:</b> Cut Metal Tile to Vertical Cut Metal Tile Bulkhead Trim	
Item Number: 14131	Length (mm): 3000	Item Number: 14133	Length (mm): 3000
Accessories: TCP90, TCP180, TCP360, Perimeter Wedge		Accessories: TCP90, TCP180, TCP360, Perimeter Wedge	
			
<b>TCA 0204:</b> Full Metal Tile 25mm Tee Section Trim		<b>TCA 0207:</b> Full Metal Tile 30mm Tee Section Trim	
Item Number: 10561	Length (mm): 3000	Item Number: 10562	Length (mm): 3000
Accessories: TCB01, TCB08, TCP90, TCP180, TCP360		Accessories: TCB01, TCB08, TCP90, TCP180, TCP360	

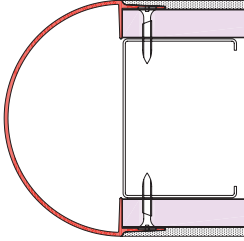
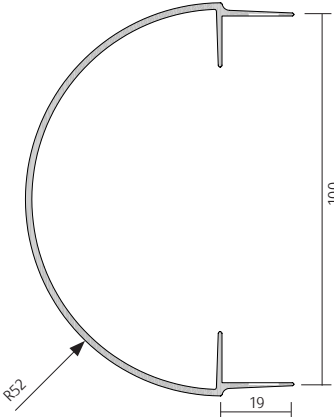
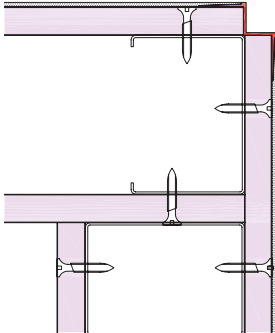
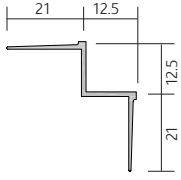
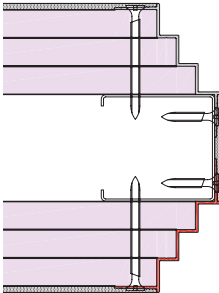
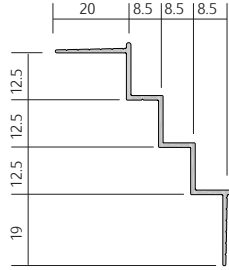
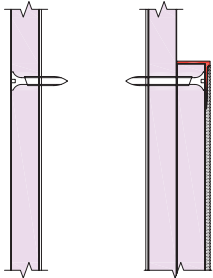
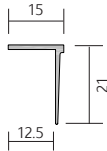
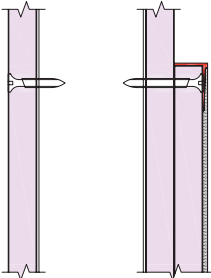
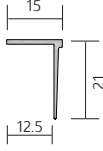
<p><b>TCA 0209:</b> Full Metal Tile 39mm Tee Section Trim</p>	<p><b>TCA 0210:</b> Full Metal Tile 40mm Threaded Tee Section Trim</p>
<p>Item Number: 10563      Length (mm): 3000</p>	<p>Item Number: 14089      Length (mm): 3000</p>
<p>Accessories: TCB01, TCB08, TCP90, TCP180, TCP360</p>	<p>Accessories: TCB01, TCB08, TCP90, TCP180, TCP360</p>
<p><b>TCA 0215:</b> Cut Metal Tile 40mm Mitre Junction Trim</p>	<p><b>TCA 0219:</b> Full Metal Tile to Vertical Plasterboard Trim</p>
<p>Item Number: 14091      Length (mm): 3000</p>	<p>Item Number: 10564      Length (mm): 3000</p>
<p>Accessories: TCB12, TCP90, TCP180, TCP360, Perimeter Wedge</p>	<p>Accessories: TCB01, TCB08, TCP90, TCP180, TCP360</p>
<p><b>TCA 0310:</b> Cut Metal Tile 100mm Mitre Junction Trim</p>	<p><b>TCA 0313:</b> Linear Grid Section</p>
<p>Item Number: 10565      Length (mm): 3000</p>	<p>Item Number: 14105      Length (mm): 3000</p>
<p>Accessories: TCB60, TCP90, TCP180, TCP360, Perimeter Wedge</p>	<p>Accessories: 21996 (pg151), 22005 (pg152), TCP90s, TCP180s</p>
<p><b>TCA 0314:</b> Linear Grid Section</p>	<p><b>TCA 1182:</b> Linear Grid Section</p>
<p>Item Number: 14110      Length (mm): 3000</p>	<p>Item Number: 22428      Length (mm): 3000</p>
<p>Accessories: 22004 (pg151), 22006 (pg152), TCP90s, TCP180s</p>	<p>Accessories: 22004 (pg151), 22006 (pg152), TCP90s, TCP180s</p>

# blind box trims

<b>TCA 0312:</b> 100mm Blind Box Channel Trim	
Item Number: 14103	Length (mm): 3000
Accessories: TCB50, TCP90, TCP180, TCP360, Perimeter Wedge	

<b>TCA 0317:</b> 100mm Blind Box Angle Trim	
Item Number: 22427	Length (mm): 3000
Accessories: TCB50, TCP90, TCP180, TCP360	

<b>TCA 1147:</b> 98mm Blind Box Plasterboard Trim	
Item Number: 14139	Length (mm): 3000
Accessories: TCB50, TCP90, TCP180, TCP360	

 			
<b>TRU-B-1000: Radiused End Trim</b>			
Item Number: 14188	Length (mm): 3000		
Accessories: N/A			
   			
<b>TRU-CS-125: Corner Step Trim</b>		<b>TRU-CS-125-125-125: Triple Corner Step Trim</b>	
Item Number: 22430	Length (mm): 3000	Item Number: 22431	Length (mm): 3000
Accessories: N/A		Accessories: N/A	
 		 	
<b>TRU-ET-125: 12.5mm Edge Trim</b>		<b>TRU-ET-125F: 12.5mm Flexible Edge Trim</b>	
Item Number: 10575	Length (mm): 3000	Item Number: 10574	Length (mm): 3000
Accessories: N/A		Accessories: N/A	

# dry lining trims

<b>TRU-ET-150: 15mm Edge Trim</b>		<b>TRU-ET-150F: 15mm Flexible Edge Trim</b>	
Item Number: 10576	Length (mm): 3000	Item Number: 22432	Length (mm): 3000
Accessories:: N/A		Accessories:: N/A	
<b>TRU-ET-250: 25mm Edge Trim</b>		<b>TRU-HR-125: Linear Hanging Reveal Trim</b>	
Item Number: 10577	Length (mm): 3000	Item Number: 22433	Length (mm): 3000
Accessories:: N/A		Accessories:: N/A	
<b>TRU-IC-600: 90° Inside Corner 60mm Radius Trim</b>			
Item Number: 14186	Length (mm): 3000		
Accessories:: N/A			

<b>TRU-OC-90:</b> High Strength Corner Trim		<b>TRU-OC-250:</b> 90° Outside Corner 25mm Radius Trim	
Item Number: 10572	Length (mm): 3000	Item Number: 14187	Length (mm): 3000
Accessories: N/A		Accessories: N/A	
<b>TRU-OC-600:</b> 90° Outside Corner 60mm Radius Trim		<b>TRU-OC-750:</b> 90° Outside Corner 75mm Radius Trim	
Item Number: 15510	Length (mm): 3000	Item Number: 15509	Length (mm): 3000
Accessories: N/A		Accessories: N/A	
<b>TRU-RT-125:</b> 12.5mm Reveal Trim		<b>TRU-RT-150:</b> 15mm Reveal Trim	
Item Number: 10571	Length (mm): 3000	Item Number: 10578	Length (mm): 3000
Accessories: N/A		Accessories: N/A	
<b>TRU-RT-250:</b> 25mm Reveal Trim		<b>TRU-RT-250D:</b> 25mm Reveal Trim (Suitable for 15mm Deep Plasterboard)	
Item Number: 10573	Length (mm): 3000	Item Number: 14205	Length (mm): 3000
Accessories: N/A		Accessories: N/A	

# dry lining trims

<p><b>TRU-SK-25:</b> 25mm Recessed Skirting Trim</p> <p>Item Number: 14174      Length (mm): 3000</p> <p>Accessories: N/A</p>	<p><b>TRU-SK-100:</b> 100mm Recessed Skirting Trim</p> <p>Item Number: 14172      Length (mm): 3000</p> <p>Accessories: N/A</p>
<p><b>TRU-VD-1250:</b> Variable Depth Edge Trim (15mm–125mm)</p> <p>Item Number: 14220      Length (mm): 3000</p> <p>Accessories: N/A</p>	<p><b>TRU-WR-125:</b> 12.5mm Linear Reveal Trim</p> <p>Item Number: 14168      Length (mm): 3000</p> <p>Accessories: N/A</p>
<p><b>TRU-WR-250:</b> 25mm Linear Reveal Trim</p> <p>Item Number: 14180      Length (mm): 3000</p> <p>Accessories: N/A</p>	<p><b>TRU-Z-125:</b> 12.5mm Step Reveal Trim</p> <p>Item Number: 14167      Length (mm): 3000</p> <p>Accessories: N/A</p>
<p><b>TRU-Z-250:</b> 25mm Step Reveal Trim</p> <p>Item Number: 14179      Length (mm): 3000</p> <p>Accessories: N/A</p>	

When ordering any radiused trim it is necessary to specify whether the trim is required Toe-In or Toe-Out.

Where a radiused trim is in contact with a metal ceiling tile (tile perimeter trims or tile to plasterboard trim) the side that accepts the metal tile takes primary control in determining the toe. For example:

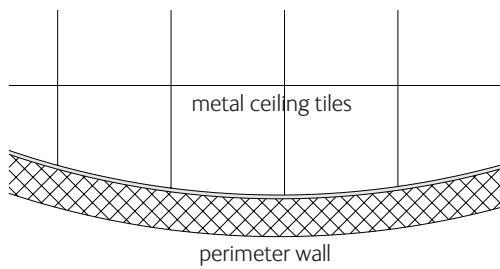
When using a **Tile Perimeter Trim** such as TCA 0108, Toe-In indicates the “C-channel” that accepts the cut metal tile is rolled in towards the metal tiles. Toe-Out indicates the “C-channel” rolled away from the metal tiles.

When using a **Tile to Plasterboard Trim** such as FAB-SJ-150, Toe-In indicates the “C-channel” that accepts the cut metal tile is rolled in towards the metal tiles, and rolled away from the plasterboard. Toe-Out indicates the “C-channel” is rolled away from the metal tiles and rolled in towards the plasterboard.

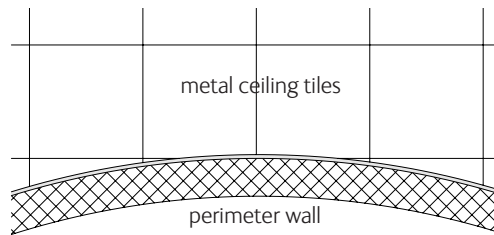
In the case of Plasterboard perimeter trim where no metal tiles are used the plasterboard takes primary control in determining the toe. For example:

When using a **Plasterboard Perimeter Trim** such as FAB-ST-150, Toe-In indicates the plasterboard support edge is rolled in towards the plasterboard. Toe-Out indicates the plasterboard support edge is rolled away from the plasterboard.

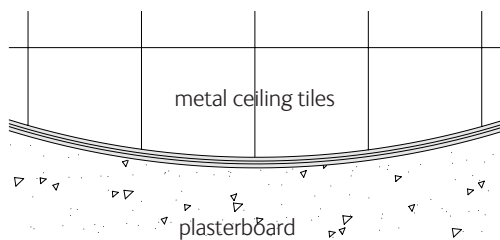
Radiused TCA 0108 Toe-In



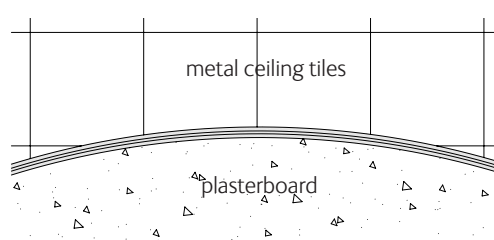
Radiused TCA 0108 Toe-Out



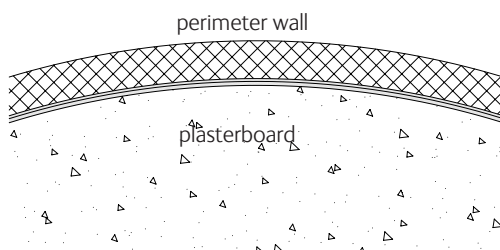
Radiused FAB-SJ-150 Toe-In



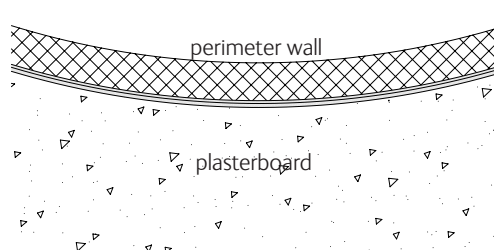
Radiused FAB-SJ-150 Toe-Out



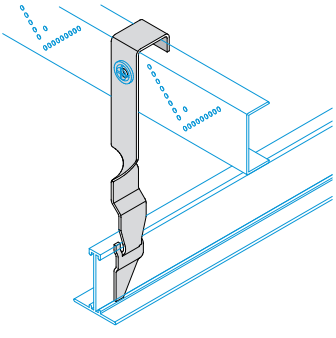
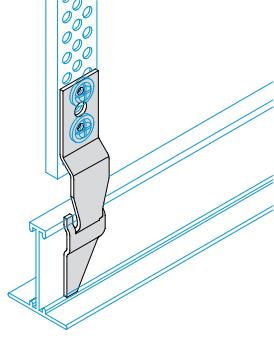
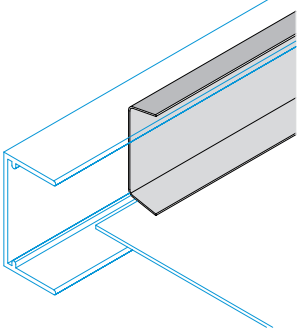
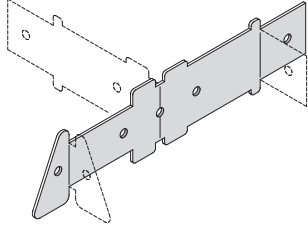
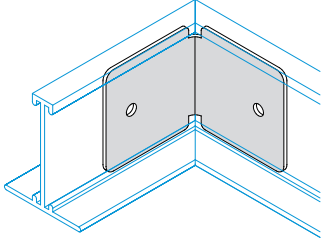
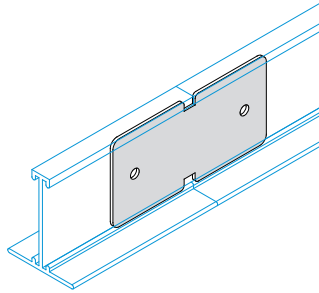
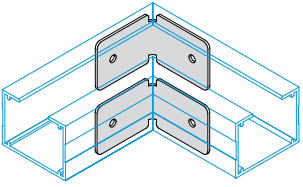
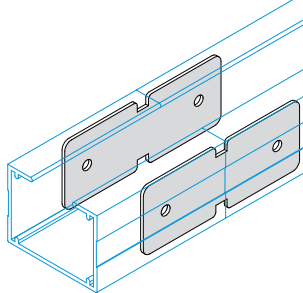
Radiused FAB-ST-150 Toe-In

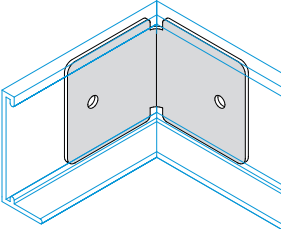
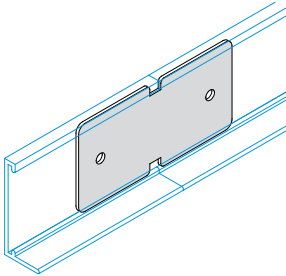
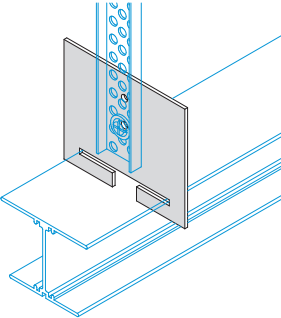
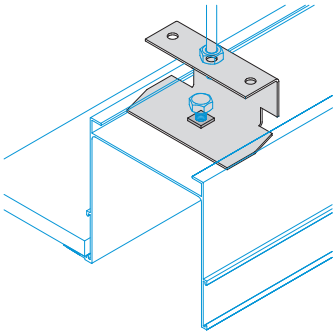
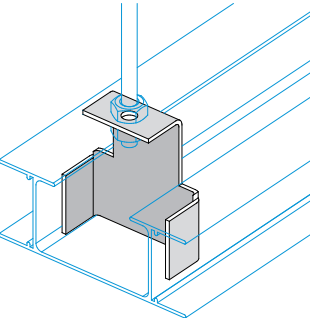
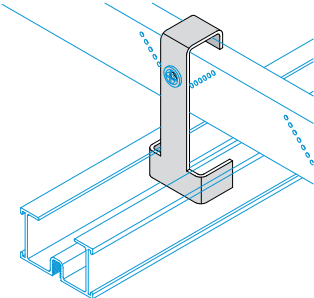
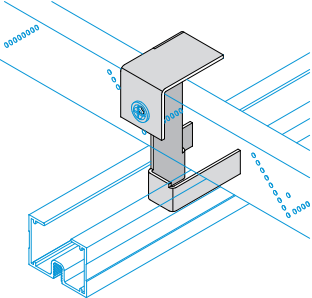
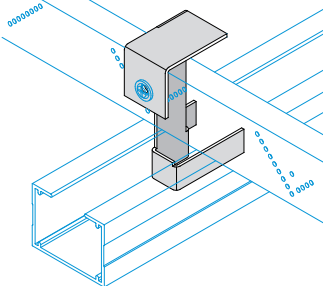


Radiused FAB-ST-150 Toe-Out

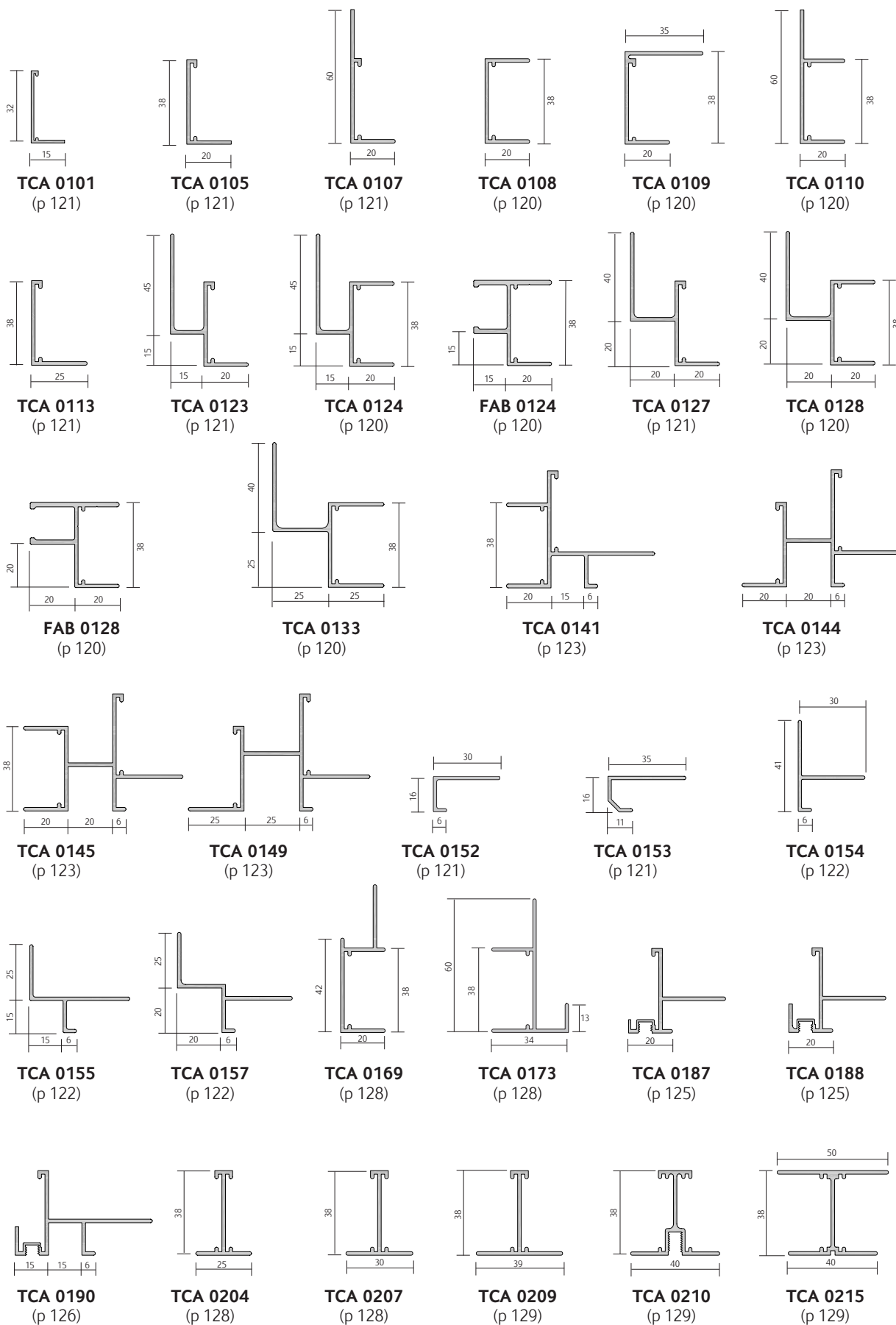


# trim accessories

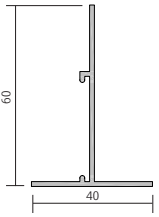
	
<p><b>TCB 01:</b> Extrusion to Emac Channel Hanger Bracket Item Number: 10529</p>	<p><b>TCB 08:</b> Extrusion to Emac Hanger Bracket Item Number: 10530</p>
	
<p>Perimeter Wedge Item Number: 10178</p>	<p><b>TCP 360:</b> Multi Splice Item Number: 14046</p>
	
<p><b>TCP 90:</b> Corner Splice to suit 34.8mm keyway Item Number: 10536</p>	<p><b>TCP 180:</b> Straight Splice to suit 34.8mm keyway Item Number: 10534</p>
	
<p><b>TCP 90s:</b> Corner Splice to suit 26.4mm keyway Item Number: 14047</p>	<p><b>TCP 180s:</b> Straight Splice to suit 26.4mm keyway Item Number: 14042</p>

	
<p><b>TCP 101090:</b> Corner Splice to suit 30mm keyway Item Number: 22167</p>	<p><b>TCP 101180:</b> Straight Splice to suit 30mm keyway Item Number: 14041</p>
	
<p><b>TCB 12:</b> TCA 0215 Hanger Bracket Item Number: 10531</p>	<p><b>TCB 50:</b> Blind Box Hanger to suit Threaded Rod Item Number: 22007</p>
	
<p><b>TCB 60:</b> TCA 0310 Hanger Bracket to suit Threaded Rod Item Number: 22008</p>	<p>C-Profile Extrusion Bracket for Emac Channel to suit TCA 0313 Item Number: 21996</p>
	
<p>C-Profile Extrusion Bracket for Emac Channel to suit TCA 0314 Item Number: 22004</p>	<p>C-Profile Extrusion Bracket for Emac Channel to suit TCA 1182 Item Number: 22004</p>

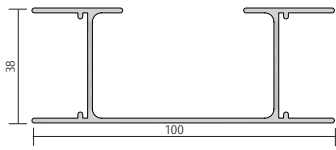
# trims and perimeters silhouettes



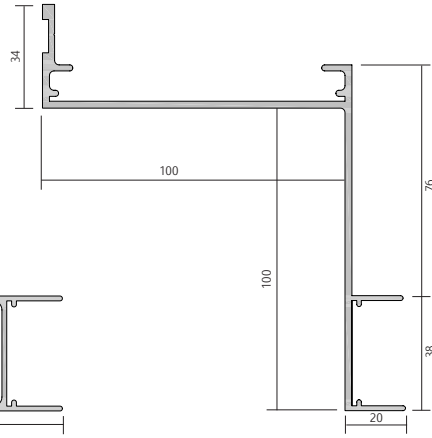
# trims and perimeters silhouettes



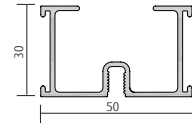
**TCA 0219**  
(p 129)



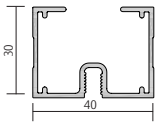
**TCA 0310**  
(p 129)



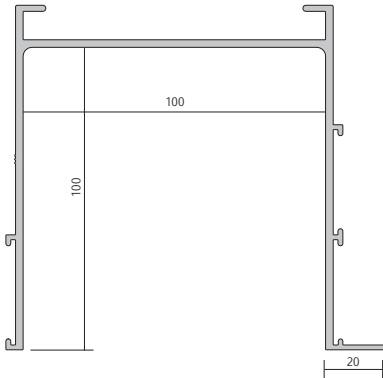
**TCA 0312**  
(p 130)



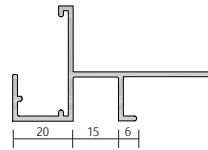
**TCA 0313**  
(p 129)



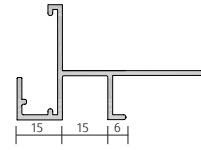
**TCA 0314**  
(p 129)



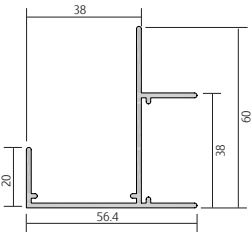
**TCA 0317**  
(p 130)



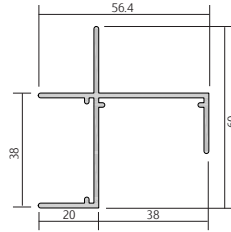
**TCA 1124**  
(p 127)



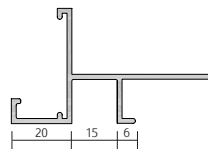
**TCA 1127**  
(p 127)



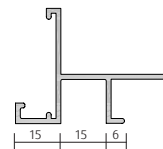
**TCA 1130**  
(p 128)



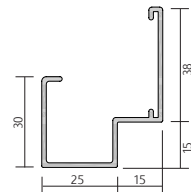
**TCA 1131**  
(p 128)



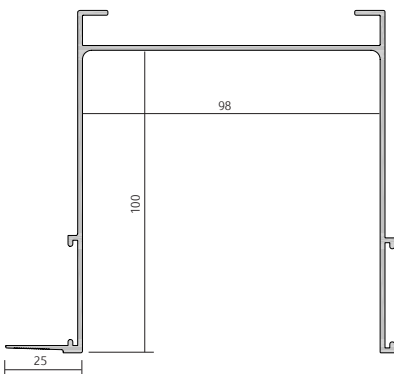
**TCA 1132**  
(p 127)



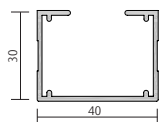
**TCA 1133**  
(p 126)



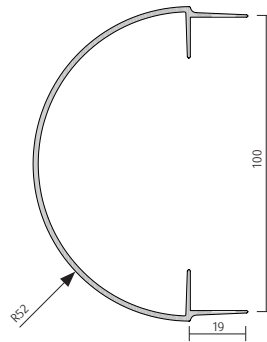
**TCA 1136**  
(p 128)



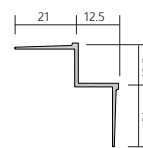
**TCA 1147**  
(p 130)



**TCA 1182**  
(p 129)

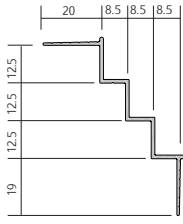


**TRU-B-1000**  
(p 131)

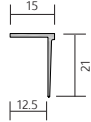


**TRU-CS-125**  
(p 131)

# trims and perimeters silhouettes



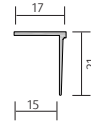
**TRU-CS-125-125-125**  
(p 131)



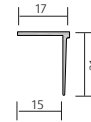
**TRU-ET-125**  
(p 131)



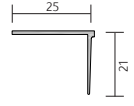
**TRU-ET-125F**  
(p 131)



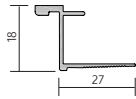
**TRU-ET-150**  
(p 132)



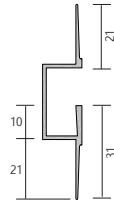
**TRU-ET-150F**  
(p 132)



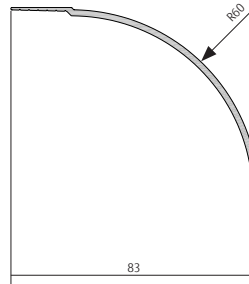
**TRU-ET-250**  
(p 132)



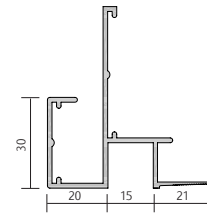
**TRU-HO-1516**  
(p 125)



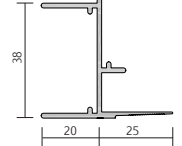
**TRU-HR-125**  
(p 132)



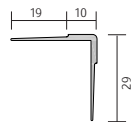
**TRU-IC-600**  
(p 132)



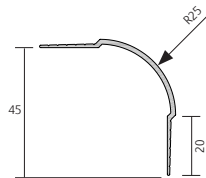
**TRU-LK-330**  
(p 124)



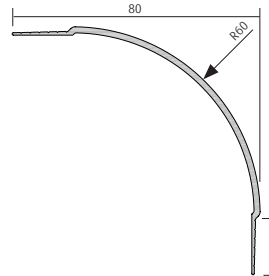
**TRU-MJ-150**  
(p 123)



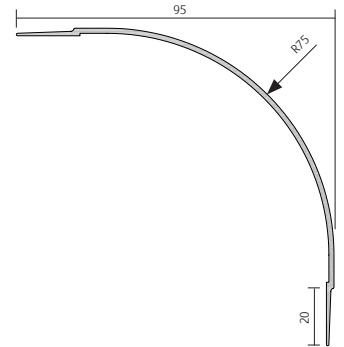
**TRU-OC-90**  
(p 133)



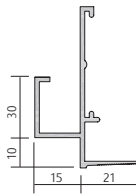
**TRU-OC-250**  
(p 133)



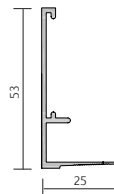
**TRU-OC-600**  
(p 133)



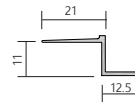
**TRU-OC-750**  
(p 133)



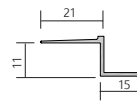
**TRU-PB-330**  
(p 124)



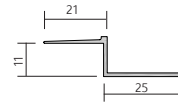
**TRU-PT-250**  
(p 122)



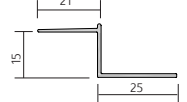
**TRU-RT-125**  
(p 133)



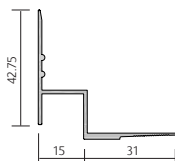
**TRU-RT-150**  
(p 133)



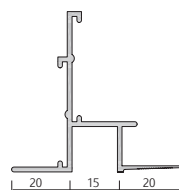
**TRU-RT-250**  
(p 133)



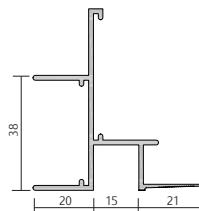
**TRU-RT-250D**  
(p 133)



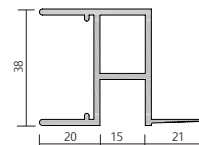
**TRU-SG-150**  
(p 124)



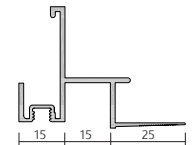
**TRU-SH-150**  
(p 123)



**TRU-SJ-150**  
(p 123)

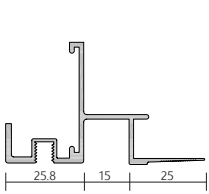


**FAB-SJ-150**  
(p 123)

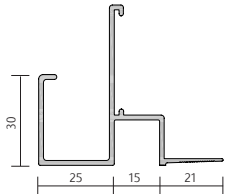


**TRU-SJ-1516**  
(p 126)

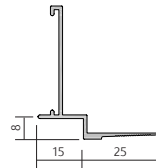
# trims and perimeters silhouettes



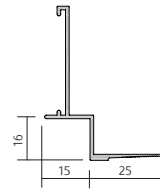
**TRU-SJ-2616**  
(p 126)



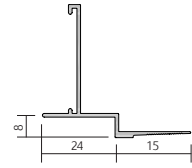
**TRU-SJ-330**  
(p 124)



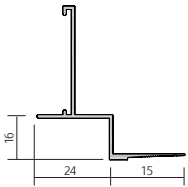
**TRU-SJ-T1508**  
(p 125)



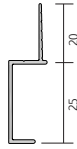
**TRU-SJ-T1516**  
(p 125)



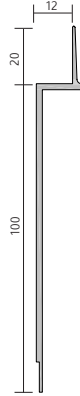
**TRU-SJ-T2408**  
(p 125)



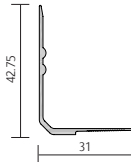
**TRU-SJ-T2416**  
(p 125)



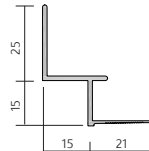
**TRU-SK-25**  
(p 134)



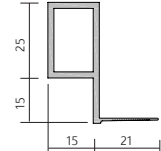
**TRU-SK-100**  
(p 134)



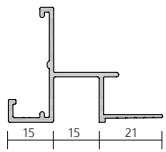
**TRU-SS-150**  
(p 124)



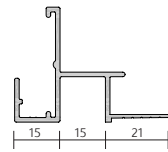
**TRU-ST-150**  
(p 122)



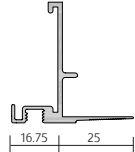
**FAB-ST-150**  
(p 122)



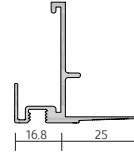
**TRU-SW-1508**  
(p 127)



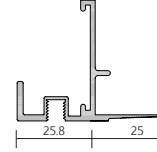
**TRU-SW-1516**  
(p 127)



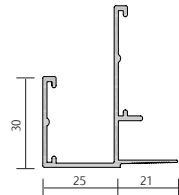
**TRU-TJ-1508**  
(p 125)



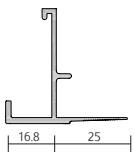
**TRU-TJ-1516**  
(p 126)



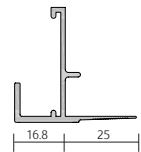
**TRU-TJ-2616**  
(p 126)



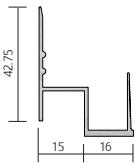
**TRU-TJ-330**  
(p 124)



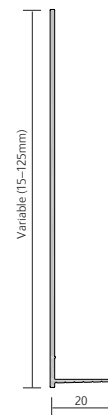
**FAB-TJ-P1508**  
(p 126)



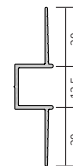
**TRU-TJ-P1516**  
(p 126)



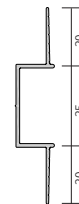
**TRU-US-150**  
(p 128)



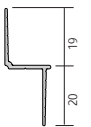
**TRU-VD-1250**  
(p 134)



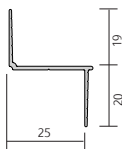
**TRU-WR-125**  
(p 134)



**TRU-WR-250**  
(p 134)



**TRU-Z-125**  
(p 134)



**TRU-Z-250**  
(p 134)

