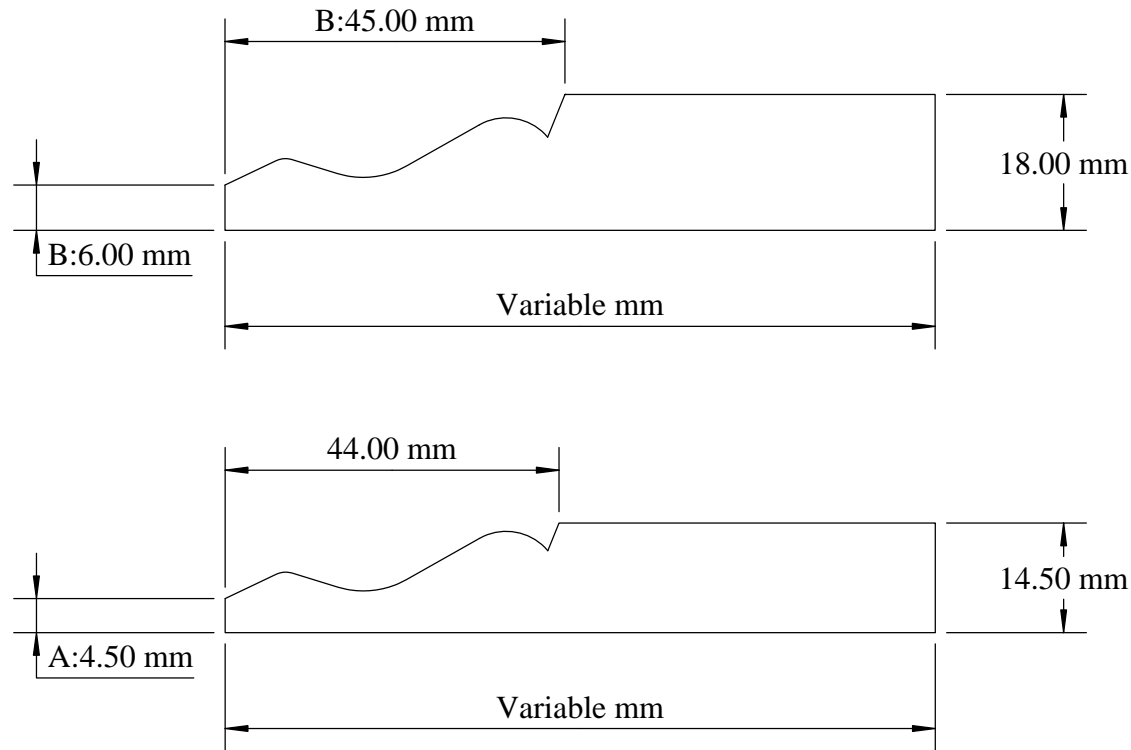


Place SAM 01 profile block on side spindle 2.
 Place SAM 01 profile block on side spindle 3.
 Place SAM 93 profile block on the first top spindle.



Please note: For any stock orders for profiles either 119, 144, or 169mm there is to be a glue groove on the bottom of the profile.

For 119mm follow instructions on page 2.

For 144mm follow instructions on page 3.

For 169mm follow instructions on page 4.

AREA MACHINED AWAY: 348.15 SQMM

MOULDER	ANY
PASSES	1
DRAWN BY	S McMaster
DATE	12/12/2012
SCALE	1:1
REV:	3
AUTH:	
TOLERANCE	+/- 0.5MM

SAM MOULDINGS

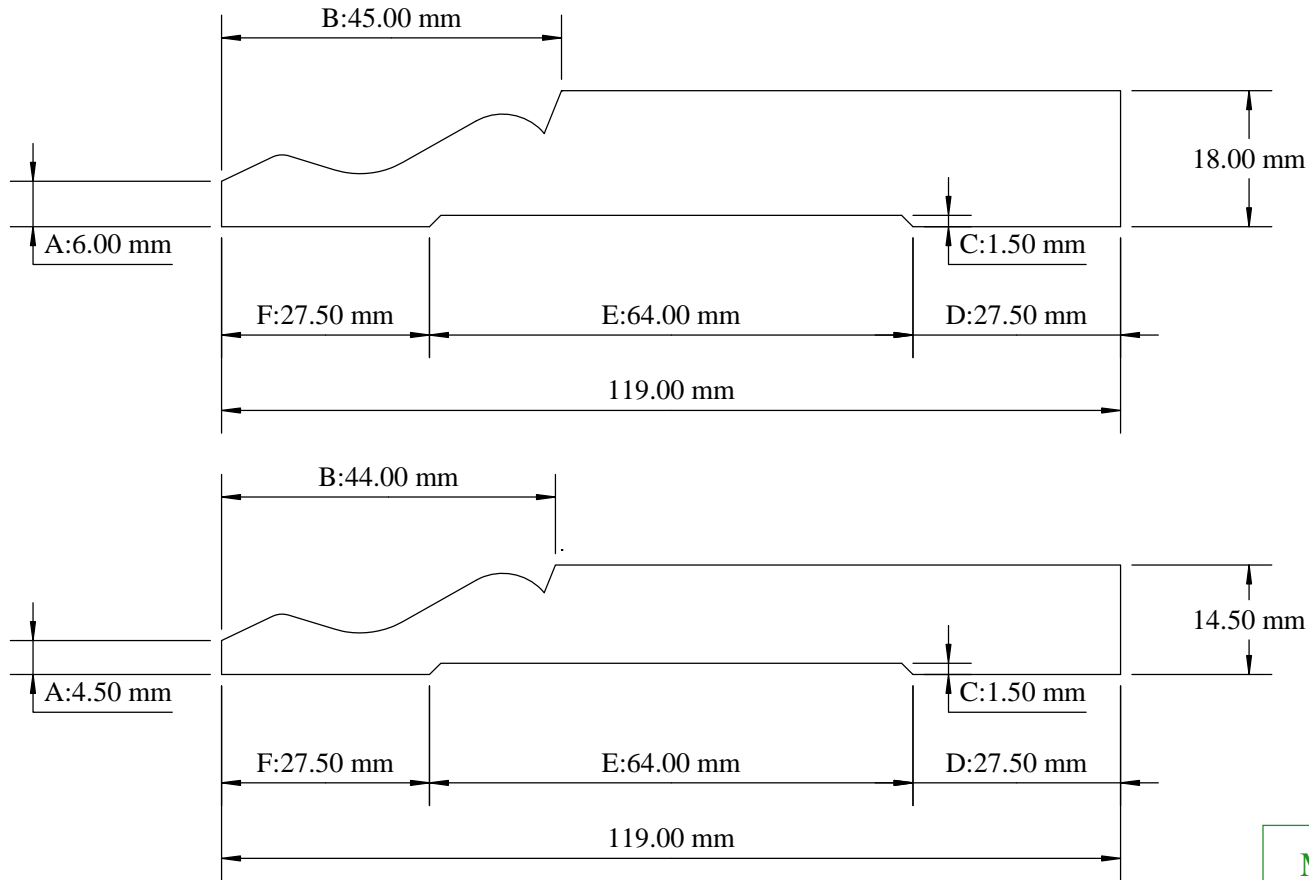
Newpark Industrial Estate Greystone Road Antrim BT41 2RU
 Tel : (028) 9442 8288 Fax : (028) 9442 8244

Website: www.sammouldings.co.uk Email: info@sammouldings.co.uk

SAM 93

PRINTED COPY UNCONTROLLED

Place SAM 01 profile block on side spindle 2.
 Place SAM 01 profile block on side spindle 3.
 Place SAM 93 profile block on the first top spindle.
 Place SAM 2534T profile block on the last bottom spindle.



PRINTED COPY UNCONTROLLED

AREA MACHINED AWAY: 441.90 SQMM

MOULDER	ANY
PASSES	1
DRAWN BY	S McMaster
DATE	12/12/2012
SCALE	1:1
REV:	3
AUTH:	
TOLERANCE	+/- 0.5MM

SAM MOULDINGS

Newpark Industrial Estate Greystone Road Antrim BT41 2RU
 Tel : (028) 9442 8288 Fax : (028) 9442 8244

Website: www.sammouldings.co.uk Email: info@sammouldings.co.uk

SAM 93

PROFILE

DRAWN BY

S McMaster

REV: 3

DATE

12/12/2012

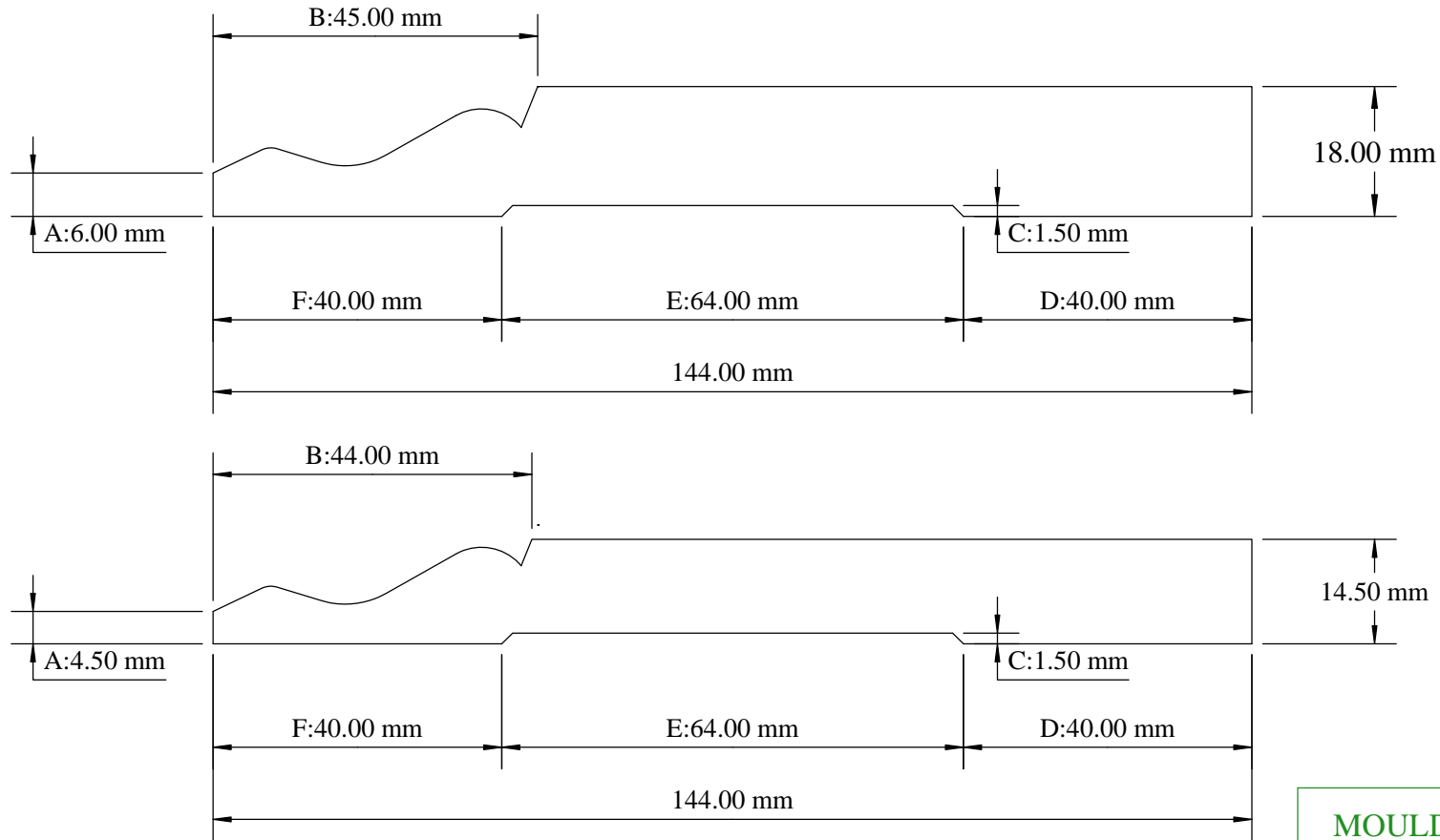
AUTH:

SCALE

1:1

TOLERANCE
+/- 0.5MM

Place SAM 01 profile block on side spindle 2.
 Place SAM 01 profile block on side spindle 3.
 Place SAM 93 profile block on the first top spindle.
 Place SAM 2534T profile block on the last bottom spindle.



PRINTED COPY UNCONTROLLED

AREA MACHINED AWAY: 441.90 SQMM

MOULDER	ANY
PASSES	1
DRAWN BY	S McMaster
DATE	12/12/2012
SCALE	1:1
REV:	3
AUTH:	
TOLERANCE	+/- 0.5MM

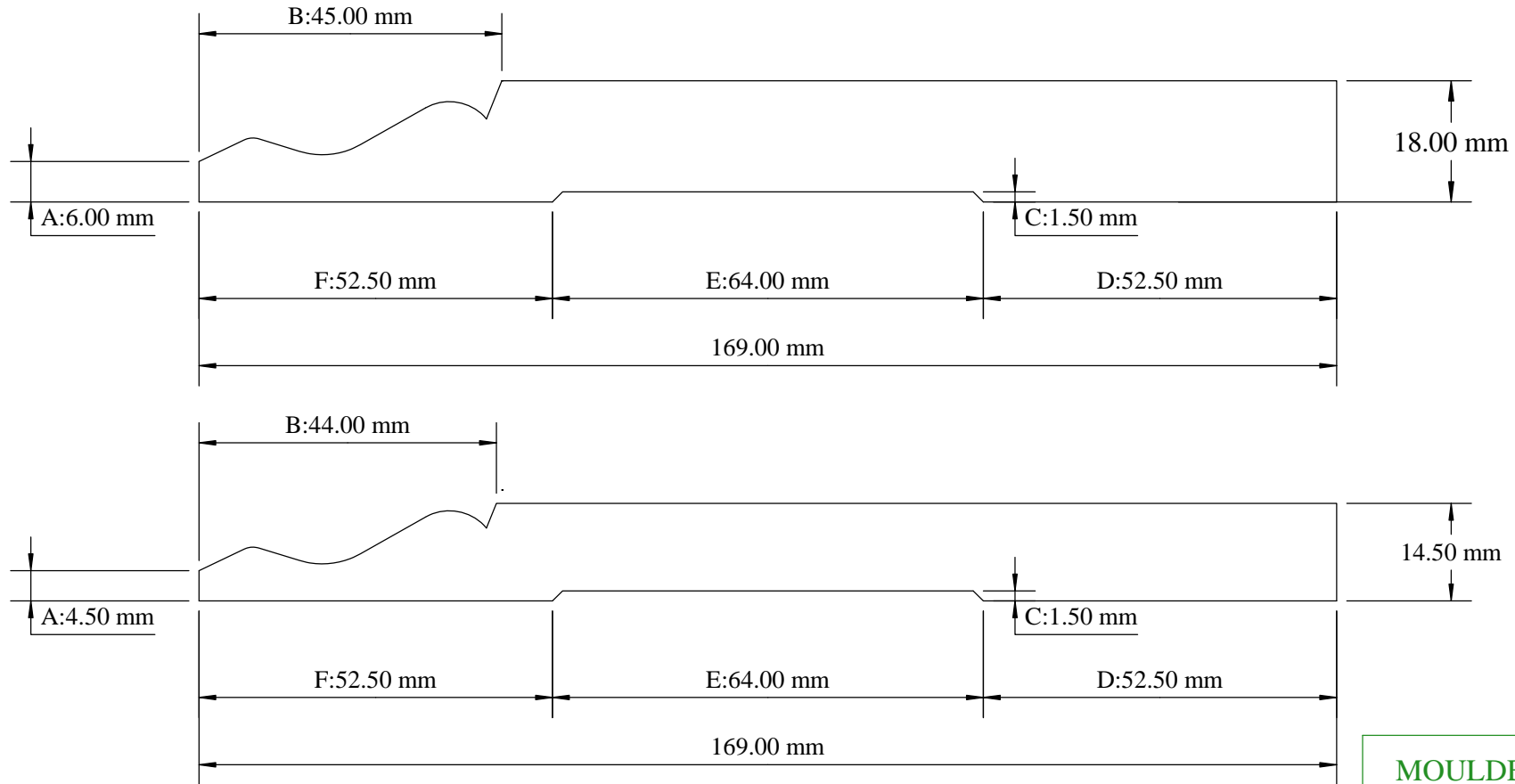
SAM MOULDINGS

Newpark Industrial Estate Greystone Road Antrim BT41 2RU
 Tel : (028) 9442 8288 Fax : (028) 9442 8244

Website: www.sammouldings.co.uk Email: info@sammouldings.co.uk

SAM 93

Place SAM 01 profile block on side spindle 2.
 Place SAM 01 profile block on side spindle 3.
 Place SAM 93 profile block on the first top spindle.
 Place SAM 2534T profile block on the last bottom spindle.



PRINTED COPY UNCONTROLLED

AREA MACHINED AWAY: 441.90 SQMM

MOULDER	ANY
PASSES	1
DRAWN BY	S McMaster
DATE	12/12/2012
SCALE	1:1
REV:	3
AUTH:	
TOLERANCE	+/- 0.5MM

SAM MOULDINGS

Newpark Industrial Estate Greystone Road Antrim BT41 2RU
 Tel : (028) 9442 8288 Fax : (028) 9442 8244

Website: www.sammouldings.co.uk Email: info@sammouldings.co.uk

SAM 93