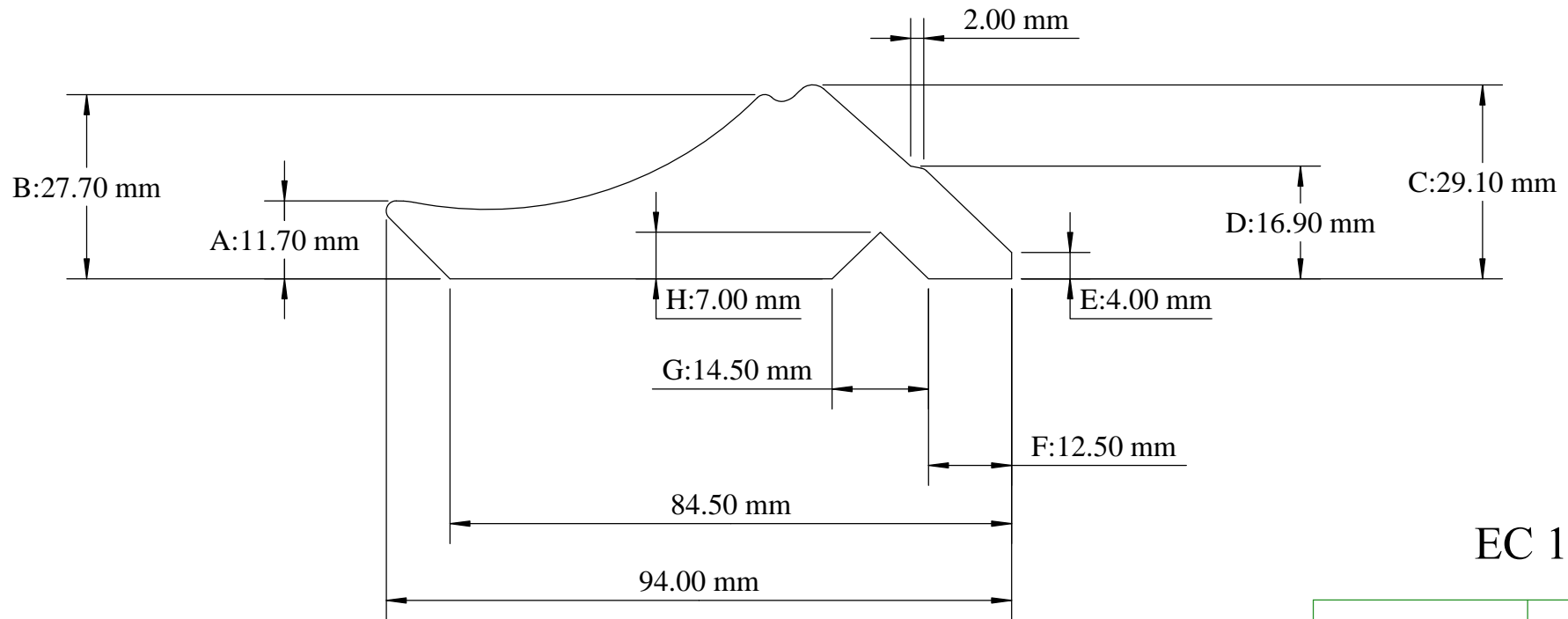


Place SP1056T1 profile block on side spindle 2.
 Place SP1056T2 profile block on side spindle 3.
 Place SP1056T3 profile block on the first top spindle.
 Place SP1056T4 profile block on the last bottom spindle.

THIS PROFILE MUST BE CHECKED USING THE TEST TEMPLATE, SEE PAGE 2.

PRINTED COPY UNCONTROLLED



EC 105

AREA MACHINED AWAY: 1407.89 MM SQ

MOULDER	3 4
PASSES	1
DRAWN BY	DAVID GILL
DATE	26/01/04
SCALE	1:1
REV:	2
AUTH:	
TOLERANCE	+/- 0.5MM

SAM MOULDINGS

Newpark Industrial Estate Greystone Road Antrim BT41 2DU
 Tel : (028) 9442 8288 Fax : (028) 9442 8244

Website: www.sammouldings.co.uk Email: info@sammouldings.co.uk

PROFILE

SP 1056

DRAWN BY

DAVID GILL

DATE

26/01/04

SCALE

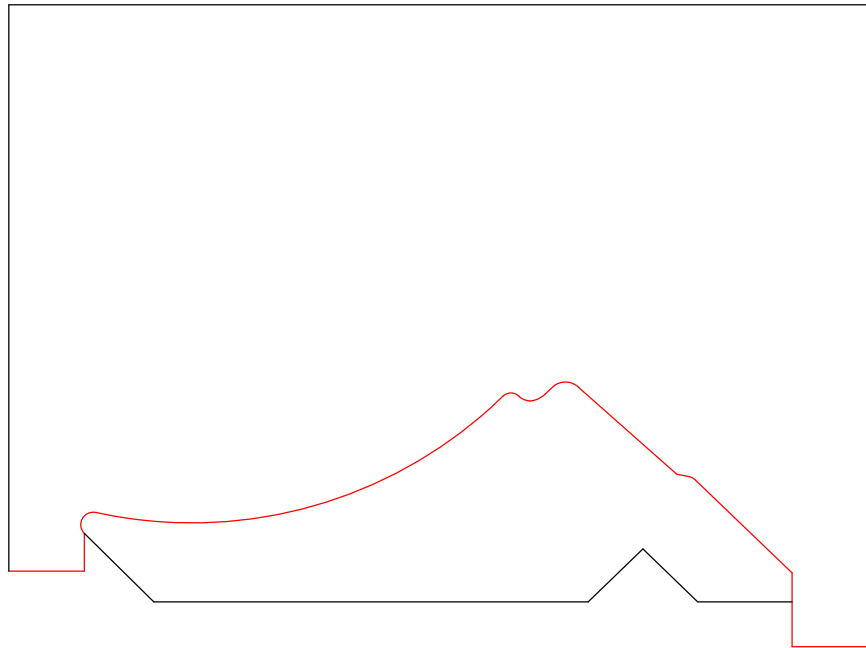
1:1

REV: 2

AUTH:

TOLERANCE
+/- 0.5MM

PRINTED COPY UNCONTROLLED



EC 105

AREA MACHINED AWAY: 1407.89 MM SQ

MOULDER	34
PASSES	1
DRAWN BY	DAVID GILL
DATE	26/01/04
SCALE	1:1
REV:	2
AUTH:	
TOLERANCE	+/- 0.5MM

SAM MOULDINGS

Newpark Industrial Estate Greystone Road Antrim BT41 2DU
Tel : (028) 9442 8288 Fax : (028) 9442 8244

Website: www.sammouldings.co.uk Email: info@sammouldings.co.uk

PROFILE

SP 1056

DRAWN BY

DAVID GILL

REV: 2

DATE

26/01/04

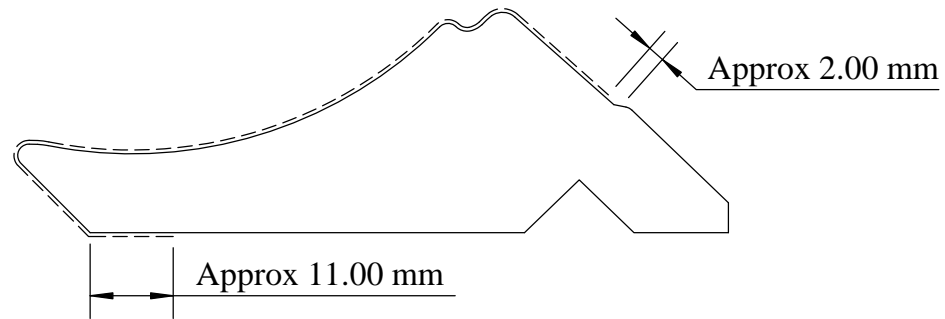
AUTH:

SCALE

1:1

TOLERANCE
+/- 0.5MM

DRAWING FOR LOCATION OF WRAP.
LENGTH OF WRAP 114mm.



EC 105

MOULDER	3 4
PASSES	1
DRAWN BY	DAVID GILL
DATE	26/01/04
SCALE	1:1
REV:	2
AUTH:	
TOLERANCE	+/- 0.5MM

SAM MOULDINGS

Newpark Industrial Estate Greystone Road Antrim BT41 2DU
Tel : (028) 9442 8288 Fax : (028) 9442 8244

Website: www.sammouldings.co.uk Email: info@sammouldings.co.uk

PROFILE

SP 1056
WRAP

DRAWN BY

DAVID GILL

DATE

26/01/04

SCALE

1:1

REV: 2

AUTH:

TOLERANCE
+/- 0.5MM