

KERB DETAILS SHOWN INDICATIVE ONLY. DETAILED DESIGN BY OTHERS

**CDM :HAZARD IDENTIFICATION - HANDLING MATERIALS**  
 BE AWARE OF SHARP EDGES AND CORNERS WHEN HANDLING MATERIALS. MOST EDGES AND CORNERS WILL BE DEBURRED BUT THERE IS STILL A SMALL RISK. WEAR APPROPRIATE PPE REQUIRED FOR THE TASK.  
 THE MHOR 1992 SET OUT A CLEAR RANKING OF MEASURES FOR DEALING WITH RISKS FROM MANUAL HANDLING, THESE ARE:  
 • FIRST - AVOID HAZARDOUS MANUAL HANDLING OPERATIONS SO FAR AS IS REASONABLY PRACTICABLE;  
 • SECOND - ASSESS ANY HAZARDOUS MANUAL HANDLING OPERATIONS THAT CANNOT BE AVOIDED; AND  
 • THIRD - REDUCE THE RISK OF INJURY SO FAR AS IS REASONABLY PRACTICABLE.  
 HAND PROTECTION (MANDATORY) TO: BS EN 388:1994.  
 ROOFLIGHTS MUST ONLY BE INSTALLED BY COMPETENT CONTRACTORS.  
 DANGER OF DAMAGING GLASS IF IT IS WALKED UPON. GLASS IS CLASSIFIED AS NON-FRAGILE BUT SHOULD NOT BE WALKED ON. USE SPREADER BOARDS.  
 REFER TO RISK ASSESSMENT FOR FURTHER DETAILS.  
 FALL FROM HEIGHTS DURING INSTALLATION.

**NOTES**  
 X NUMBER REQUIRED

**GLASS SPEC:**  
 OUTER : 6mm HST TOUGHENED GLASS  
 CAVITY : 16mm ARGON FILLED + WARM EDGE SPACER + DC3363 UV RESISTANT SILICONE EDGE SEAL  
 INNER : 6mm HST TOUGHENED OR 8.8mm LAMINATED GLASS + LOW E COATING

- LIGHT TRANSMISSION = 78 %
- CENTRE PANE U VALUE = 1.1 W/m<sup>2</sup>.K
- SOLAR G VALUE = 0.63
- ACOUSTIC REDUCTION = 34 (6/6) 39 (6/8.8) Rw dB
- AIR PERMEABILITY = CWCT CLASS A4
- WEATHER RESISTANCE = CWCT CLASS A7
- WIND RESISTANCE = CWCT CLASS E2400
- WEIGHT = 45 KG/m<sup>2</sup>
- AA FIRE-RATED: AA DESIGNATION (NATIONAL CLASS) OR bROOF (T4) EUROPEAN CLASS AND EURO CLASS A1 NON-COMBUSTIBLE

ROOFLIGHT ORDER SIZE = OVERALL FINISHED AND WEATHER KERB DIMS, INTERNAL OPENING SIZE IS NOT RELEVANT AT ORDER STAGE.

GLASS BONDED TO FRAME WITH GLAZING SECURITY TAPE.

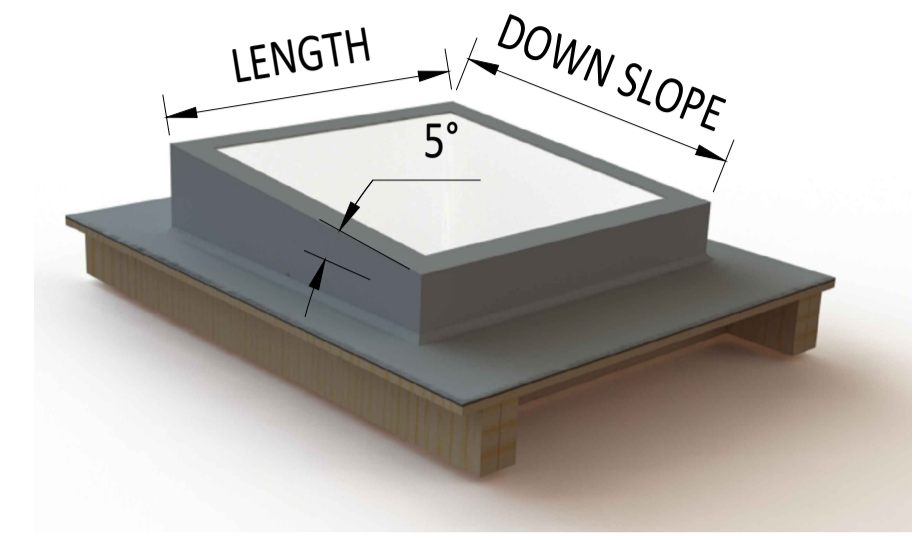

KERB DETAILS SHOWN INDICATIVE DETAILED DESIGN BY OTHERS.

MIN. 5° FALL RECOMMENDED TO HELP SHED WATER. LARGER UNITS MAY REQUIRE STEEPER PITCHES.

PRODUCT U-VALUE = AS LOW AS 0.4 W/m<sup>2</sup>.K (u-values are size dependant)

DESIGN LOADS: 750N/m<sup>2</sup> WIND 640N/m<sup>2</sup> SNOW AS STANDARD  
 OTHER LOADS TO BE SPECIFIED BY CLIENT.

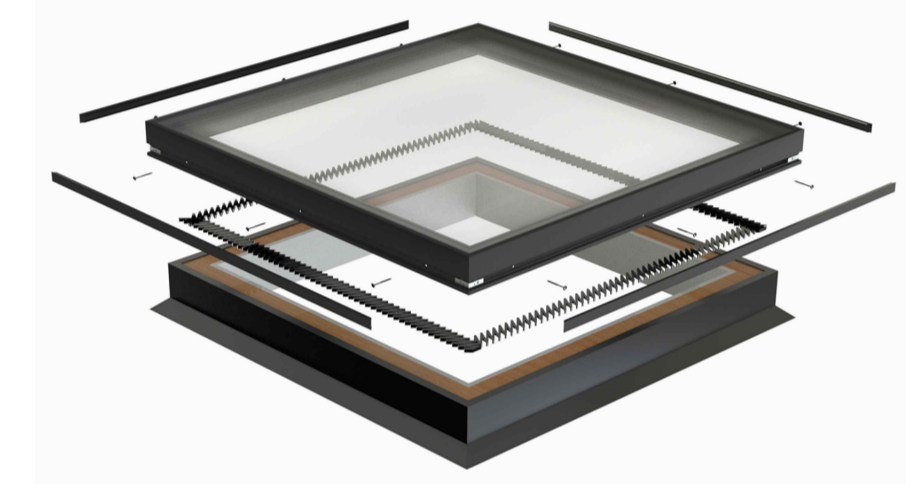
87mm THICK KERB MIN. SO FRAME IS NOT VISIBLE FROM BELOW.



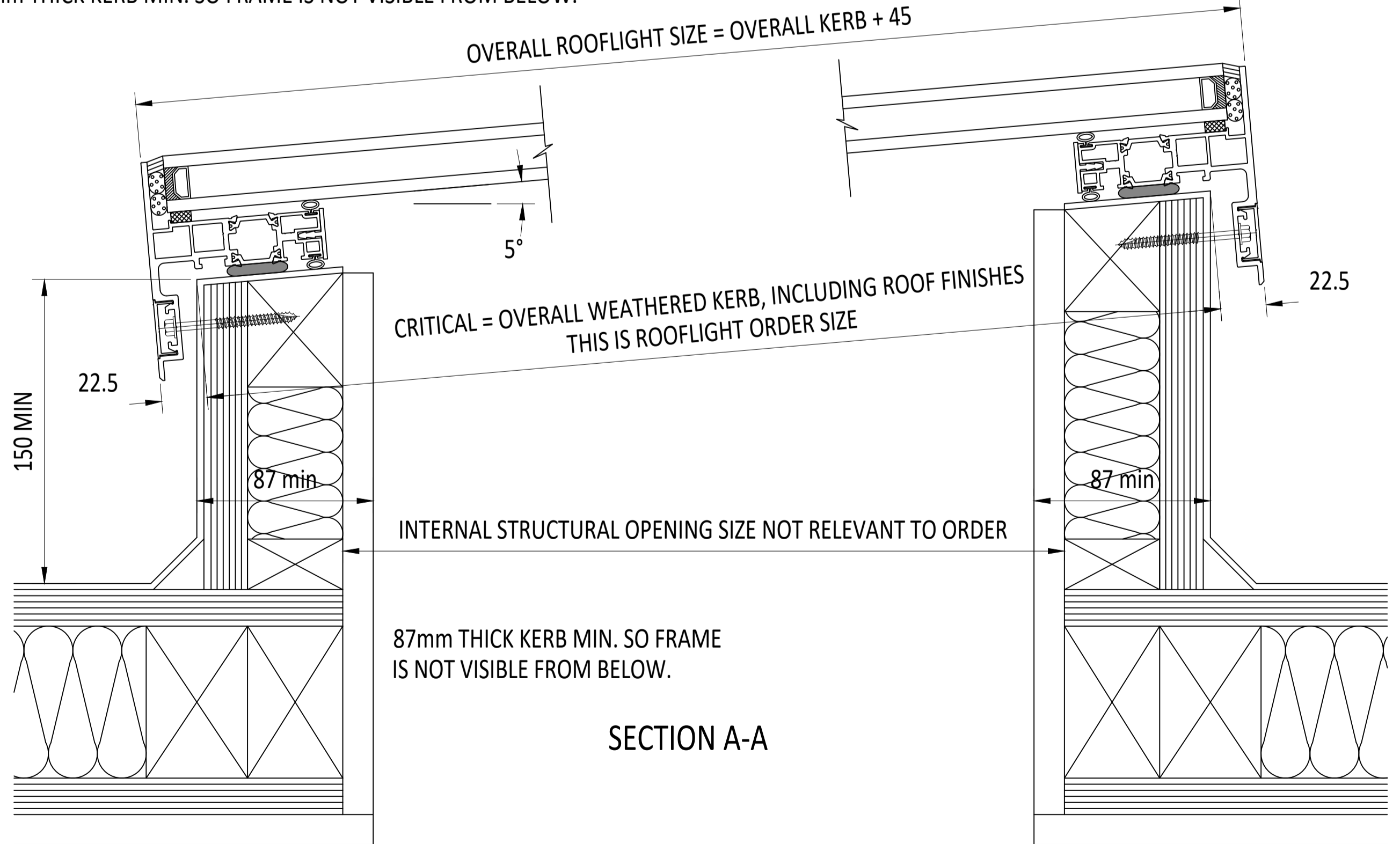
3D EXAMPLE OF KERB



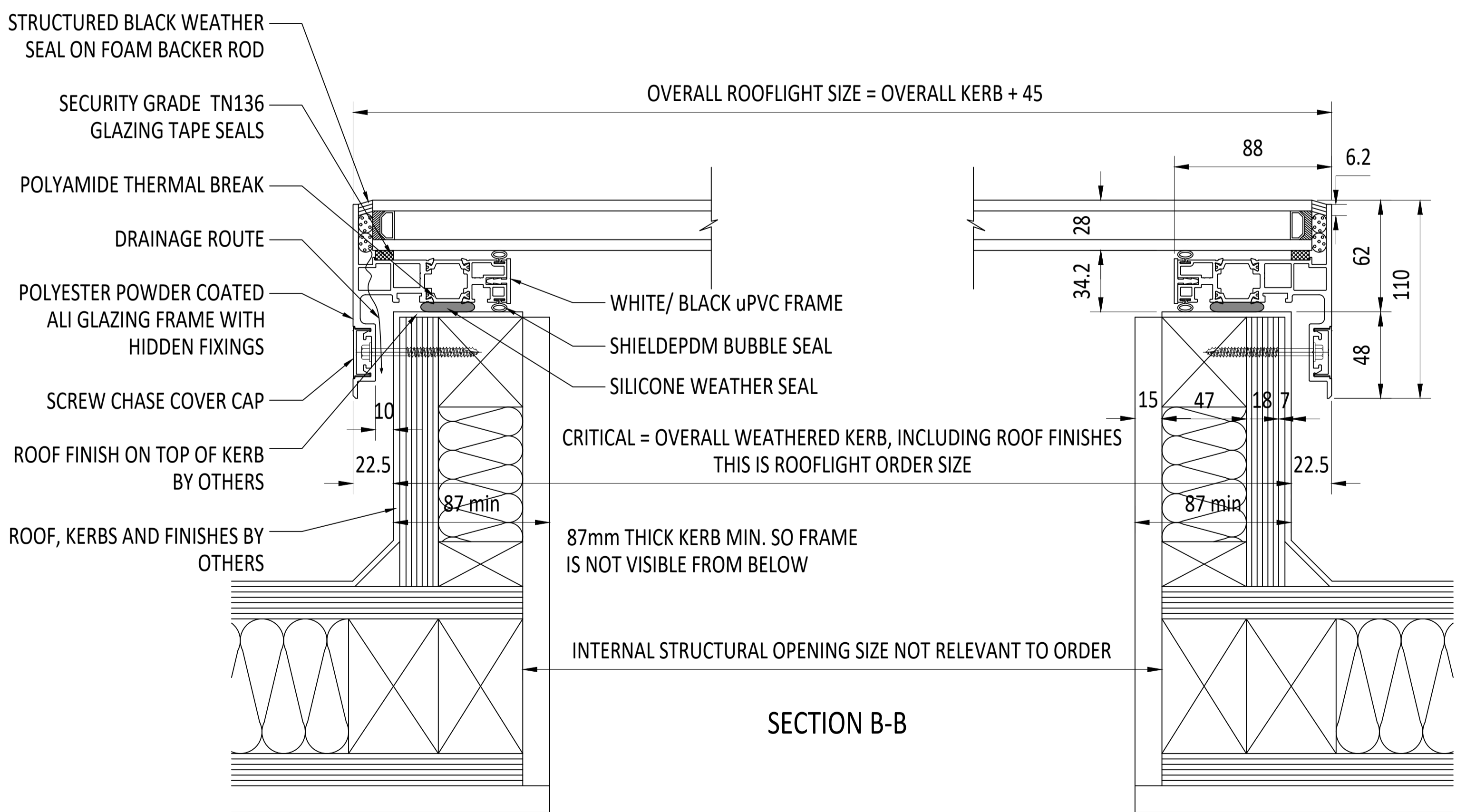
3D RENDER IMAGING OF FRAME



EXPLODED INSTALL GUIDE



SECTION A-A



SECTION B-B

	<b>IF IN DOUBT ASK DO NOT SCALE</b>	IT IS THE RESPONSIBILITY OF THE KERB DESIGNER TO ENSURE THE KERB WILL BE STRUCTURALLY ADEQUATE TO HOLD THE ROOFLIGHT. KERBS SHOWN ON THESE DRAWINGS ARE FOR ILLUSTRATION PURPOSES ONLY.	The manufacturer would advise an installation with a minimum pitch of 5° for rooflight units to minimize water pooling. Whilst the product can be installed flat without detriment to the warranty, the manufacturer cannot be held responsible for any excessive pooling of water to the surface of the rooflight, post installation, if installed without an adequate fall. Larger units may require a greater fall. The final decision on amount of fall required must be made by the client and relayed to the installer.	THIS DRAWING MUST NOT BE COPIED OR PASSED TO A THIRD PARTY WITHOUT WRITTEN CONSENT FROM THE MANUFACTURER.	CHECKED <b>D. PUGH</b> DATE <b>23-04-2020</b>	TOLERANCE UNLESS OTHERWISE STATED <b>±5</b> DIMENSIONS IN <b>MM</b> SCALE <b>1:2, 1:3 @ A1</b>	MATERIAL <b>ALUMINIUM + GLASS</b> FINISH <b>STANDARD POLYESTER POWDER COAT OPTIONS: RAL 7016 ANTHRACITE GREY, RAL 9005 BLACK, RAL 9010 WHITE, 30% GLOSS (MATT)</b>	DRAWN <b>A. PHILLIPS</b> DATE <b>23-04-2020</b>	TITLE: <b>SKYWAY FIXED FLATGLASS</b>	DRAWING N°: <b>RGR-F-20-100</b>	REV: <b>A1</b>	
					REV AMENDMENTS			SIGNED	CHECKED	DATE	SKYWAY FIXED FLATGLASS	