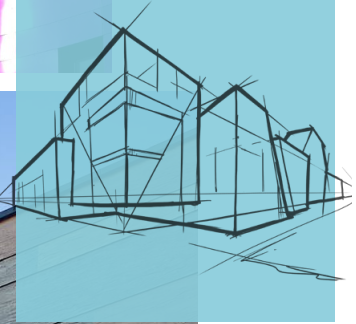




Part of the ROCKWOOL Group



Facade Solutions

DESIGN GUIDE



Turning your boldest visions into reality.

Creating places for people to live, work, play and learn in, is a wonderful task. As an architect or planner, you are shaping the world of the future.

Rockpanel provides the assistance you need. We love to inspire you with the most creative designs and innovative features. Our façade solutions enable you to make your design dreams come true and create safe and sustainable buildings. Let's build the future together.


A handwritten signature in blue ink, appearing to read 'J. Ebus', with a stylized flourish at the end.

Jeroen Ebus
Managing Director Rockpanel



Planks

Combine contemporary lines and tradition



Modern, versatile boards for traditional facade solutions. Easy to use – classic tongue and groove.

Pages 44-47



Basic applications

A simply great way to renovate



Functional, easy-care facades and roof cladding. Ideal for improving and renovating homes.

Pages 48-55



Nature facades

Play around with natural surfaces and designs




Natural looking facades that blend into their surroundings. In harmony with nature and the environment.

Pages 56-65



Design facades

Explore shapes and colours freely




Expressive design facades for impressive buildings. With complete freedom in terms of colour, surface and shape to make every vision a reality.

Pages 66-81



Premium facades

Make a unique statement



Impressive facade solutions, representative and unique. Architectural freedom without limits in terms of design and material selection.

Pages 82-87

Products that meet every requirement.

Our broad range of facade solution applications provide a clear structure to meet your needs as an architect.

The product division is based on design and technical criteria that are crucial for your building project.

Choose between the different product solutions and decide which facade is ideal for your building.


Table of contents

Overview	2 - 3
Who we are	4 - 13
Design freedom.....	14 - 27
Material performance	28 - 39
Products.....	40 - 87
Accessories.....	88 - 91
Technical information	92 - 137
Product overview.....	138 - 139





Who we are

A scenic landscape at sunset. The sun is low on the horizon, casting a warm, golden glow over the scene. The sky is filled with soft, wispy clouds. In the foreground, there are large, jagged rocks and patches of green grass. The middle ground shows rolling hills and a dirt path. In the background, there are several mountain peaks, some with patches of snow or light-colored rock. The overall atmosphere is peaceful and majestic.

**Release the
natural power
of stone to
enrich
modern living**

We have a clear goal.

We want to make stone come alive in all its facets. This is our mission, which represents a new chapter in the history of the ROCKWOOL Group.

Let's start it together!

We are a family.

At the ROCKWOOL Group, we are committed to enriching people's lives. Our range of products reflects the diversity of the world's needs, supporting you in enjoying the comforts of modern living while reducing your carbon footprint along the way.



Rockfon products don't just keep the sound where you want it, they help keep every word or note crisp and clean.



ROCKWOOL thermal insulation helps in providing a safe environment for your little ones.



Our intelligent brake fibres make braking a precise art even in the most difficult conditions.



Our innovative facade solutions give you the freedom to explore the boundaries of your wildest design dreams. So, if you can imagine it, you can build it.



Our precision growing products increase the amount you can grow, improve the quality of what you grow, and limit your operating risks.

The right facades for today. Solutions for the buildings of tomorrow.

Build creatively and economically



Inspiringly efficient

The facade characterises the building in many ways. This is why maximum design freedom is so important. As well as cost-effective installation.

Consider environmental influences



Always weatherproof

Whether prolonged and intense sun exposure, snow, frost or continuous rain: A high-quality facade must permanently withstand the elements both visually and mechanically.

Be socially and environmentally responsible



Peace of mind

In view of climate change, eco-friendly materials are an essential requirement for sustainable construction.

Plan for the future



Permanently low maintenance

Buildings must remain visually attractive for many decades. Easy maintenance and care is necessary for durability.

Ensure safety



Reliably fireproof

Fire protection is often a technically aesthetic challenge. This needs to be met using fireproof materials.

Withstand external forces



Robust design

Resistance to external forces is crucial for maximum facade life and requires robust materials.



Facades made from basalt. Reliable protection with impressive design.

You have a firm idea of the shape and function of your building.

With Rockpanel, create the facade that corresponds to your idea. We have over 25 years of market experience.

The starting point is the natural raw material from which each of our facade panels is made: basalt.

The volcanic rock basalt is almost unlimited in nature and forms the basis for our stone wool facade panels. These are almost 100 % recyclable and have obtained an officially confirmed lifetime of 60* years from an

independent body.

This makes Rockpanel a unique, sustainable building material.

Since our facade panels are made of stone wool, they meet the strict requirements for structural fire safety and offer optimum protection for people and the environment.

A Rockpanel facade has many features: It is durable, sustainable, lightweight, easy to install and resistant to the elements.



* BRE Global confirmed lifetime 60 years/ETA lifetime 50 years

Each building material has its own strength.


As long as buildings have existed, people have been cladding them. To protect and insulate them and to make them more durable.

And, of course, to give them value and a unique look & feel.

Traditional building materials such as stone or wood may only have a few of the properties that are crucial for facades.

The ideal facade material should combine all these qualities.

Discover Rockpanel.



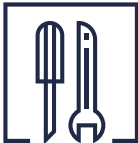
Just one material combines all the properties. Rockpanel.

Design freedom



More than 200 colours and designs
Customised solutions
Bending and curving
Narrow joints

Installation benefits



Light weight
Standard tools suitable
Non-directional
Dimensionally stable

Sustainability



Almost 100 % recyclable
Natural raw material (basalt)
Lifetime (60 years)*
Water-based coating

Durability



Colour and UV resistance
Insensitive to moisture
Low thermal expansion
Low maintenance
Dirt-resistant

Fire safety



Contains hardly any combustible materials
Euroclass A2-s1,d0 available
No burning droplets
Free of fire-retardant additives

* BRE Global confirmed lifetime
60 years/ETA lifetime 50 years







Design freedom

Give colour to your facade.

With more than 200 colours & designs

Through an interplay of colour, finishing and designs, you give your facade a unique effect.

Set your creativity free with over 200 colours and designs.

Or choose your own colour – almost all RAL and NCS colours are available.

Rockpanel Lines²

5 RAL colours as well as ready-to-paint primer for an unparalleled interplay of lines

Rockpanel Uni

4 RAL colours for easy and functional applications

Rockpanel Ply

1 ready-to-paint primer for any colour of your choice

Rockpanel Natural


1 puristic design that turns dark brown due to natural weathering

Rockpanel Woods

17 natural-looking wood designs

Rockpanel Stones

13 authentic stone designs



**Rockpanel
Colours
Standard**
50 RAL shades


**Rockpanel
Colours
Special**
94 RAL and NCS
shades

**Rockpanel
Metallics**
5 industrial-look
glossy designs

**Rockpanel
Brilliant**
16 fascinating
shimmering designs

**Rockpanel
Chameleon**
4 extravagant
designs that change
colour depending
on the light and
perspective

Versatile interplay of lines on unique facades. Flexible and effective.



It starts with your building idea

In addition to colour and material, the design of the facade gives your building its character, shapes its surroundings and follows function.

With Rockpanel, you are in control – maximum design freedom at lower costs.

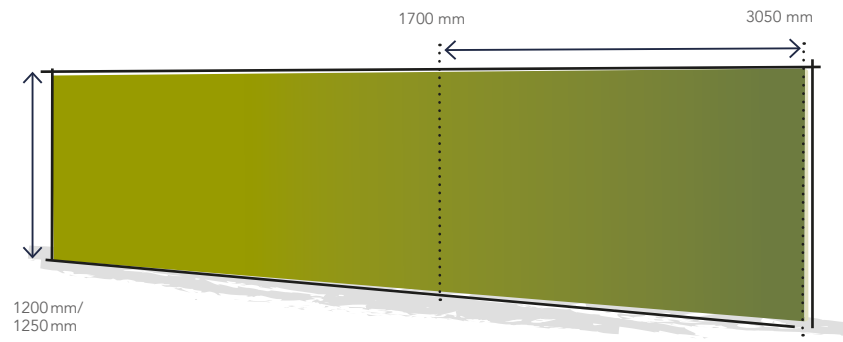




Rockpanel is flexible

If a particular panel format makes sense for your facade design, we make it – customised to your needs.

Thanks to the innovative production process, Rockpanel boards are available in all lengths between 1700 and 3050 mm. You decide which lengths are best for your particular layout.

Minimal order: 300 m², delivery time: max. 6 weeks.



The facade fits into your vision and budget

Rockpanel facades are quick and easy to install. Due to its unique format, it is virtually waste-free and highly cost-effective.

You will always find the solution that is exactly right for your building. Because it simply fits – into your design, your schedule and your budget.





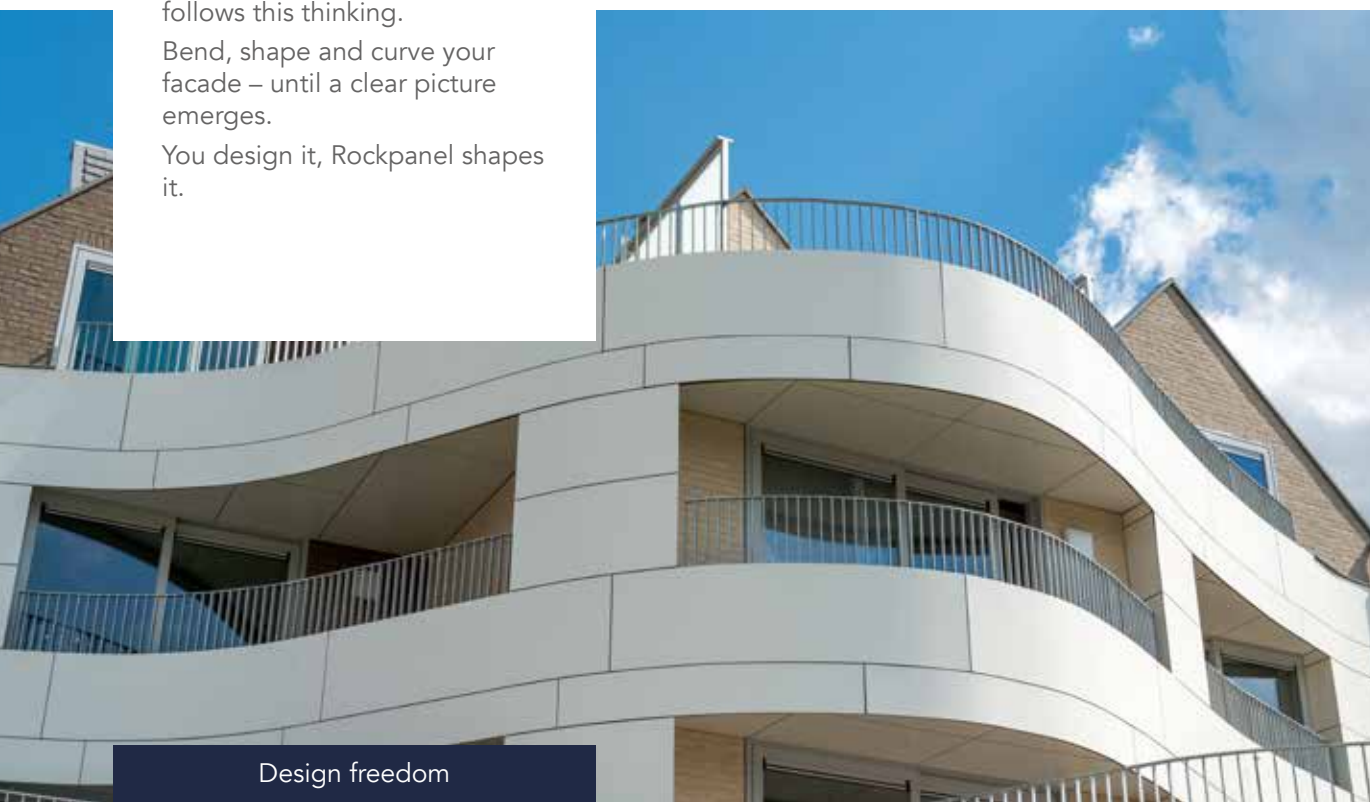
Follow nature. In all its forms.

Naturally bend, shape and curve

If you feel that nature is the greatest architect, then your decision to go with Rockpanel follows this thinking.

Bend, shape and curve your facade – until a clear picture emerges.

You design it, Rockpanel shapes it.



Design freedom





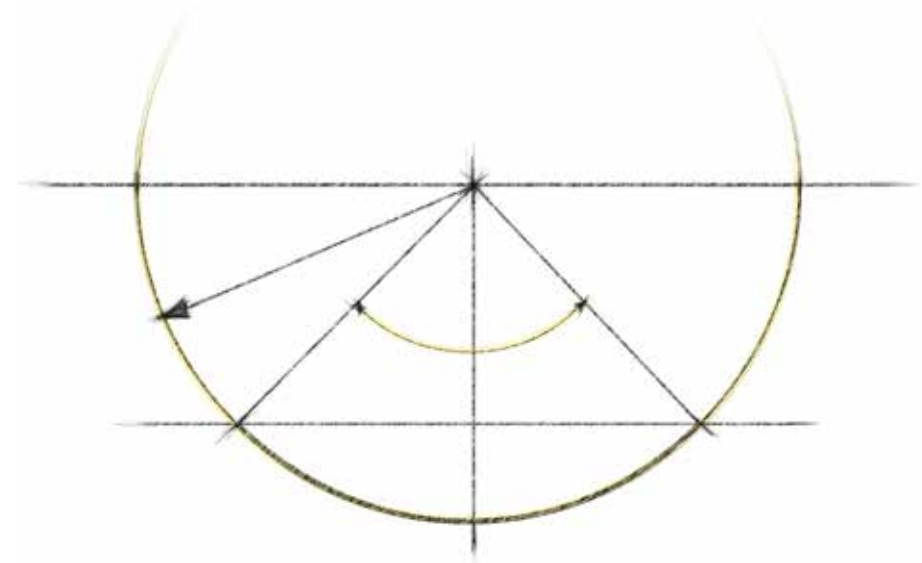
Expand your design radius

Whatever idea you have in your head for your building, you can shape it with Rockpanel facade panels.

Tell the story behind your architecture directly on the surface, with the facade. Transform your building into an eye-catching feature with organically flowing forms.

Bend, shape and curve Rockpanel facade panels into any shape you like – even a circle.

With Rockpanel Durable, designs with a radius of more than 1,900 mm can be made. Our facade panels can be easily bent and curved without any additional treatment.






Play around with light and shade.


Engraving and
perforating

Add a third dimension to the design of your facades. Create some additional visual effects and play with light and shadows.

For a fascinating design, for a real statement or a functional element.



Design freedom

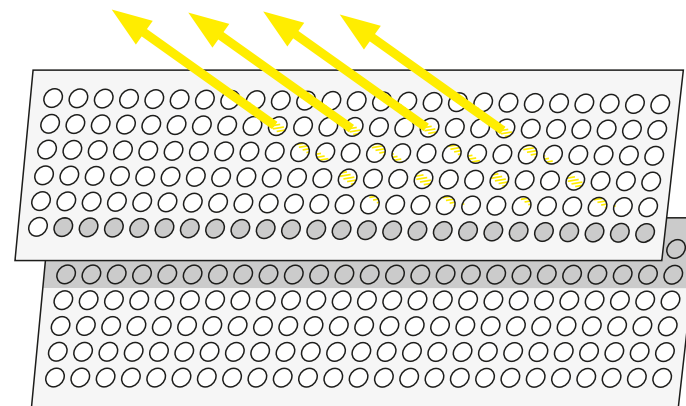


Make a statement with your facade.

Enhance the outer layer of your buildings. Integrate company logos and slogans. Incorporate clear patterns and drawings directly into the facade. Thus, building design and messages become comprehensible – literally in the facade.

Project-specific customer needs and requirements can be met when developing customised design solutions. Many possibilities are available to architects in terms of engraving or perforation. We are happy to assist you in realising your idea.

By engraving or perforating the Rockpanel boards you can create a unique facade that plays with light and shadows.



Light can escape through the perforation. Thus, in dark conditions, an attractive visual effect is produced.



Elegance reveals itself. At every angle.

Corners and edges
as design elements

Details are important in order to
implement an idea in the best
possible way.

By choosing the right corner
profile or an invisible fixing, you
can increase the visual appeal
of your facade.

Elegant facades can also have
sharp edges.

Design freedom





Emphasise corners and show edges

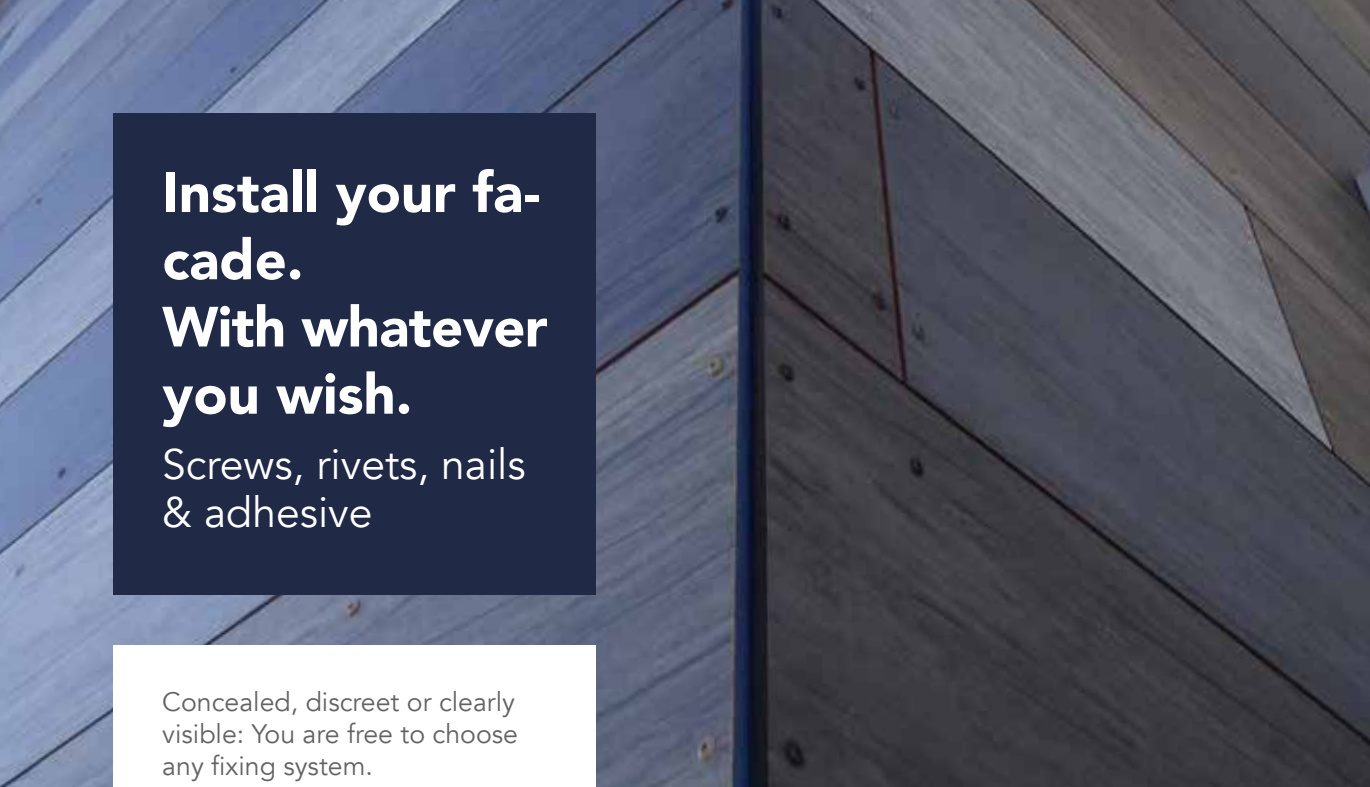
Joints and corners give the facade design a definite emphasis and are a clear, formal statement – for a special material.

The edges of Rockpanel facade panels do not need to be treated to protect them from moisture. Opt for a corner solution for purely aesthetic reasons, which gives your design more depth and that extra touch.

You can maintain your creative freedom in the facade design – right down to the smallest corner. With a profile in the panel colour or finishing the edges with matching colour paint. Trims and profiles made of high-quality aluminium are available in nearly all RAL/NCS colours to suit your design.

Depending on the product and fixing, you can choose joint, corner and connecting profiles.






**Install your facade.
With whatever
you wish.**

Screws, rivets, nails
& adhesive

Concealed, discreet or clearly
visible: You are free to choose
any fixing system.

Fixing Rockpanel boards is not
just a technical requirement but
also a design element.



Screws and rivets, clips and adhesive.
You are free to choose.


Rockpanel boards can be mounted in many different ways.

Screws or rivets are used in mechanical mounting. These can be matched to the colour of the facade or deliberately in contrast.

A more subtle, less obvious variant are nails, which are barely visible.

The Tack-S adhesive system was developed for invisible fixing.

Rockpanel boards can be mounted with EasyFix clips for fast and permanent weatherboarding.







Material performance

Build as we do, in the right way.

All Rockpanel products are sustainable – by nature.

Like all ROCKWOOL products, they are made from basalt, a raw material that is virtually unlimited in its availability and is renewable in the production cycle.

We are also continuously working on contributing to a healthy environment and a sustainable use of resources at every stage of the life cycle of our products.



Rockpanel products
BRE certified



**Screws and rivets, clips and adhesive.
You are free to choose.**

Sustainable from start to finish.

Sustainability is a key factor in everything we do. We feel like it's our duty to ensure that the earth remains a great place to live for future generations.

Efficient manufacturing process

The starting point is the raw material from which all our façade panels are made: basalt. This volcanic rock is both readily available and sustainable – the earth creates more basalt each year than we are using.

Thanks to our unique and highly efficient manufacturing process, we are able to produce more than 400 m² Rockpanel boards from only 1 m³ of basalt. In our factories and office buildings, we only use 100 % green electricity. Production waste is fully utilised, and up to 50 % of our raw material content are recycled materials.

Certifications

On the basis of a Life Cycle Analysis (LCA), BRE Global granted Rockpanel an Environmental Product Declaration (EPD) that showed that Rockpanel facade panels are acknowledged as amongst the best performing in their category with A+ and A ratings for various structures.

Rockpanel production is certified to ISO 14001. All Rockpanel facade boards have an officially confirmed lifetime of 60 years* by an independent body (BRE).



* BRE Global confirmed lifetime 60 years/ETA lifetime 50 years



Source material

- Basalt: natural and plentiful supply
- Use material sources located close to the production site
- Up to 50 % recycled content

Production process

- Production waste is completely recycled
- More than 400 m² of facade panels can be produced from 1m³ of basalt
- Water-based paint systems
- Recycling plants
- ISO 14001 certified
- Use of renewable energy

Assembly and use

- Safe & easy to use
- Low maintenance
- High level of fire safety
- Moisture and temperature resistant
- Officially confirmed lifetime of 60 years*

Recycling

- Almost completely recyclable
- No loss of quality

Aim to be fireproof. Just to be sure.


As an architect and planner, you want future generations to enjoy using your buildings.

Because they are timeless. And because they are built so solidly and securely, they should protect the people who live and work in them at all times.

Fire safety in accordance with international standards is therefore crucial. These standards are constantly becoming more and more demanding – for good reason.

At Rockpanel, we have developed facade solutions with excellent fire behaviour, which comply with the strict rules of the current European directives.

With Rockpanel, your buildings are always on the safe side.



Enjoy design freedom. With integrated fire safety.

Fire safe as standard

Do not compromise between design and fire protection when realising your building idea.

Rockpanel facades are by nature durable, weather-resistant and robust. Because they are made of stone wool, they can withstand particularly high temperatures.

Our facade panels have been tested extensively and are classified as flame resistant building materials according to the relevant fire protection standards.

In the event of a fire, Rockpanel facade panels do not cause the fire to spread because no combustible parts can peel off or drop off.

Fire Safety

The Euroclass-classification of all Rockpanel products is based on testing with non-combustible mineral wool insulation. For the field of application covered by the classification please see the relevant Declaration of Performance. For high-rise buildings and high-risk buildings Rockpanel recommends the application of non-combustible (Euroclass A1-A2) cladding and insulation.


Completely non-combustible

For all medium and high rise buildings we recommend the use of non-combustible facade panels with a minimum classification of A2-s1,d0 according to EN 13501-1.

Rockpanel A2 (FS-Xtra) cladding gives each building a unique style and does not compromise when it comes to fire safety.

Rockpanel A2 (FS-Xtra) facade panels used in combination with non-combustible insulation materials, e.g. ROCKWOOL stone wool, ensure that your building meets all the national building regulations.

With an aluminium or steel sub frame, this combination meets the requirements of the European Reaction to Fire classification system and can therefore be classified as non-combustible, according to national building codes.




Brave the elements. In the most beautiful way.

With a ventilated facade, protect the exterior insulation and the inside of your building from sun, rain and moisture.

The Rockpanel boards themselves are also equipped for all weather conditions.

The surface permanently resists sun, wind and rain. The freshness and radiance of the colours are apparent for decades.

In addition, Rockpanel boards are easy to maintain.




Protected for a long time. Easy to maintain.

Naturally easy to look after

All Rockpanel facade panels are manufactured with a water-based coating - except Rockpanel Natural and Rockpanel Ply.

This coating protects against the effects of UV radiation and preserves the colours for years.

We have made our facades so easy to maintain that one wash a year with water is enough.



ProtectPlus further strengthens the UV resistance, thus ensuring even better colour fastness.

Due to the increased self-cleaning capacity, most of the dirt on the facade is simply washed away by rainwater.

Graffiti is easy to remove from ProtectPlus coated boards using a special cleaning agent.

These properties significantly reduce maintenance costs and efforts for large buildings.

The ProtectPlus coating is resistant to the solvents in most detergents.

Rockpanel Premium, Woods, Stones, Chameleon, Brilliant and Metallics (except Aluminium White and Aluminium Grey) are coated with ProtectPlus as standard.

Rockpanel Colours can be optionally finished with a ProtectPlus layer.

Can be painted over any time

The colours of the Rockpanel boards remain stable for many years. But you can give your building a new look any time.

Unlike a lot of other materials, many of our facades can be easily painted.

Paint over Rockpanel Colours without ProtectPlus and Rockpanel Lines² with water-based paint systems.

We are happy to advise you with regard to colour selection, surface structure and vapour permeability.

Even more protection with ProtectPlus

Give your facade extra protection with the transparent ProtectPlus protective coating.

Colour stability		
Product	Value 3,000 hours*	Value 5,000 hours*
Premium	4-5	4 or better
Colours (ProtectPlus)	4-5	4 or better
Woods	4-5	4 or better
Stones	4-5	4 or better
Metallics	4-5	4 or better
Brilliant	4-5	4 or better
Chameleon	4-5	4 or better
Colours	4	3-4 or better
Lines ²	4	3-4 or better
Uni		3 or better

5	4/5	4	3/4	3

* Grey scale unit, standard: EN20105-A02

Plan free, from environmen- tal influences.

Create harmonious facades with minimal joint widths. Use deliberately raw edges as a design element.

Rockpanel facades leave no room for the effects of temperature, humidity or rain.

Like few other building materials, basalt cladding panels retain their dimensions and properties under all conditions.

Take advantage of this planning freedom to design without limits.



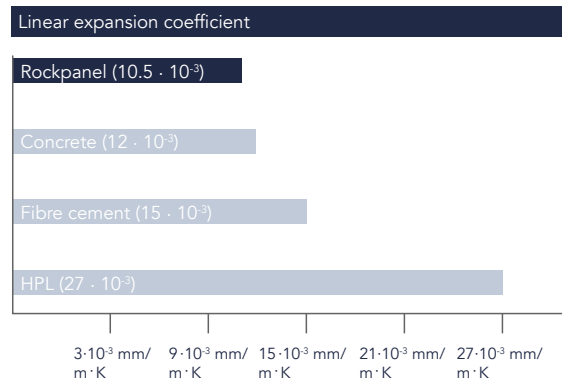
Unrivalled stability in terms of expansion. Unaffected by moisture.

Highly resistant

Like the source material basalt, Rockpanel facade panels are dimensionally stable. Extreme temperature or humidity fluctuations cause practically no change to the length or width of the panels.

Because the coefficient of expansion is even lower than that of concrete, Rockpanel boards undergo hardly any dimensional change.

It is possible to work with narrow joints of 5-6 mm, and in some applications, joint-free assembly is even possible.

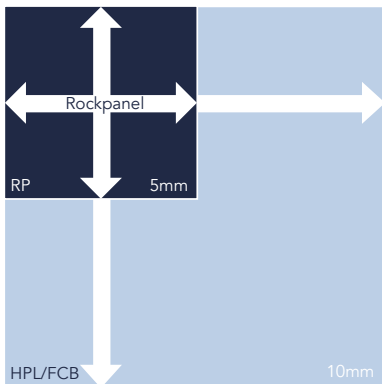


Moisture resistant

The effects of moisture are not an issue with Rockpanel facade panels. Finishing the edges to protect them from moisture is not necessary.

Any moisture that is absorbed is released directly into the environment without any change to the boards mechanical or optical properties.

Horizontal and vertical joints



Make the installation easy.

The safe, efficient and fast handling of building materials is an important issue in the cladding of facades.

Rockpanel boards are as durable as stone and as easy to work with as wood.

They are very light and can be machined quickly and easily using standard tools.

This saves installation time and makes your building more economical, without compromising on design, shape or functionality.



Easy to work with. Quick to build.

Easy to install

Installing the facade becomes an easy matter – Rockpanel facade panels are much lighter than conventional cladding boards.

For example, a standard 8 mm Rockpanel board weighs only 8.4 kg/m², which is of enormous advantage when it comes to handling on the building site, on-site operations and mounting on the building itself.



Working with standard tools

Rockpanel boards are as sturdy as stone, but can still be handled effortlessly. Because it is much faster to cut finish and detail on site than with other sheet materials, you save time and money during installation.

Conventional tools such as high-quality hand saws, circular saws or jigsaws are all suitable.

Shine with detailed solutions

Every design and every solution for the facade or roof can be quickly and easily implemented using Rockpanel boards. They can be quickly and easily screwed together, riveted, nailed and even glued. You simply cut the facade panels to size and fix them.







Products

We have reorganised ourselves. Based on your way of designing.

In architecture, it is first about the idea or the theme of a building. And then it is about choosing the right means.


With our facade solutions, we make it easier for you to implement your ideas. It doesn't matter if the theme is functionality or naturalness, individuality or prestigious design.

You will quickly find a solution among our five segments. And now even easier than before, the right facade cladding for your architectural vision.



Planks

Combine contemporary lines and tradition




Modern, versatile boards for traditional facade solutions. Easy to use – classic tongue and groove.

Functional, easy-care facades and roof cladding. Ideal for improving and renovating homes.

Basic applications

A simply great way to renovate





Nature facades

Play around with natural surfaces and designs




Natural looking facades that blend into their surroundings. In harmony with nature and the environment.

Expressive design facades for impressive buildings. With complete freedom in terms of colour, surface and shape to make every vision a reality.


Design facades

Explore shapes and colours freely



Premium facades

Make a unique statement



Impressive facade solutions, representative and unique. Architectural freedom without limits in terms of design and material selection.

Planks

Combine contemporary
lines and tradition









Rockpanel Lines².
When lines are required.

Play around with traditional facade designs – use lines as a continuous element or to provide a stylish touch. With Rockpanel Lines² take the liberty to reinterpret the classic tongue and groove profile. Versatile, durable, easy to maintain and cost-effective.

Rockpanel Lines²



RAL 9010



RAL 9001




RAL 7004



RAL 1015



RAL 7016



Grey (ready-to-paint primer)

Assortment

Product Line	Board Composition	Thickness	Standard dimensions	Working width	Availability
Rockpanel Lines ²	Durable	8 mm	164 (S) /295 (XL) x 3050 mm	151-156 (S)/282-287 mm (XL)	Up to 100 m ² max. 1 week.*
		10 mm	164 (S) /295 (XL) x 3050 mm	146 (S) /277 mm (XL)	

* Further details on request.

Key product properties

Rockpanel Lines ²	Rockpanel Lines ² 8	Rockpanel Lines ² 10	Unit	Test/classification method
Optical properties				
Colour stability (5000 h)	3-4 or better	3-4 or better	Grey scale	ISO 105 A02
Fire				
Fire classification	B-s2,d0**	B-s2,d0	Euroclass	EN 13501-1
Physical properties				
Thickness	8	10	mm	EN 325
Weight	8.4	10.5	kg/m ²	
Density, nominal	1050	1050	kg/m ³	EN 323
Thermal conductivity	0.37	0.37	W/m·K	EN 10456
Water vapour permeability S _d (at 23 °C and 85 % RF) Colours	*	*	m	EN 12572
Coefficient of thermal expansion	10.5	9.7	x 10 ⁻³ mm/m·K	EN 438:2 clause 17
Coefficient of moisture expansion (after 4 days)	0.302	0.302	mm/m	EN 438:2 clause 17
Mechanical properties				
Bending strength, length and width (f ₀₅)	27	27	N/mm ²	EN 310 / EN 1058
Modulus of elasticity m(E)	4015	4015	N/mm ²	EN 310

* not applicable non ventilated.

** For a complete overview and description of the end use situation in which the classification is determined, please consult the relevant European Technical Assessment.

Fixing distances


Maximum Fixing distances (mm)	Rockpanel Lines ² 8		Rockpanel Lines ² 10	
	b max.	a max.	b max.	a max.
Nail	N/A	N/A	600	146/277
Screw	600	151-156 / 282-287	600	146/277

Lines²

Combine contemporary lines and tradition
8 mm & 10 mm




- Available in 2 widths (S and XL)
- Dimensionally stable
- Robust and durable
- Easy to install
- Use standard carpentry tools
- Low maintenance



Basic applications

A simply great way to renovate







Functional and easy to maintain. An easy way to add beauty and value to your house.

Give each building a fresh, high-quality look. Easy to install and functional, whether improving or renovating:
Rockpanel basic solutions are robust, easy-to-maintain facades and with roof line cladding – for every budget.



Rockpanel Uni

Clear style and durability –
Rockpanel Uni suits every budget,
every time.



Rockpanel Ply


Choose colour-free – simply paint
Rockpanel Ply any shade you like.

Basic applications

A simply great way
to renovate

Design your facade quickly and within budget

- Easy to paint
- Durable
- Easy to install
- Use standard carpentry tools
- Lightweight
- Moisture resistant
- Low maintenance







Rockpanel Uni.
Beauty can be that simple.

Timeless architectural concepts are characterised by clarity. If your design idea involves a little restraint and a lot of functionality, then Rockpanel Uni is just the thing for you. Long lifetime, quick to install – suitable for facades and roof line – and fits into every budget.

Rockpanel Uni



RAL 9010



RAL 9001



RAL 9011



RAL 7035

Assortment

Product Line	Thickness	Standard dimensions	Availability
Rockpanel Uni	6 mm	1200 x 2500/3050 mm	Up to 100 m ² max. 1 week from 1 pallet.*

* Further details on request.

Key product properties

Rockpanel Uni	Rockpanel Uni 6 mm	Unit	Test/classification method
Optical properties			
Colour stability (5000 h)	3 or better	Class on greyscale	ISO 105 A02
Fire			
Fire classification	B-s2,d0	Euroclass	EN 13501-1
Physical properties			
Thickness	6	mm	EN 325
Weight	6.3	kg/m ²	
Density, nominal	1050	kg/m ³	EN 323
Thermal conductivity	0.37	W/m·K	EN 10456
Water vapour permeability S _d (at 23 °C and 85 % RF) Colours	< 1.8	m	EN 12572
Coefficient of thermal expansion	10.5	x 10 ⁻³ mm/m·K	EN 438:2 clause 17
Coefficient of moisture expansion (after 4 days)	0.303	mm/m	EN 438:2 clause 17
Mechanical properties			
Bending strength, length and width (f _{0g})	≥ 24	N/mm ²	EN 310 / EN 1058
Modulus of elasticity m(E)	3567	N/mm ²	EN 310

Fixing distances


Maximum Fixing distances (mm)	Rockpanel Uni 6 mm	
	b max.	a max.
Nail	400	300
Screw	400	300

Uni

Basic application.
Easy.
6 mm



- Easy to paint over
- Vapour-permeable
- Moisture resistant
- Use standard carpentry tools





**Rockpanel Ply.
Simply apply the colour of your choice.**

Is the exact colour you would like for your design not available in our range, or do you want to accentuate even the smallest detail of the building? Rockpanel Ply gives you the freedom to express yourself in any colour.

It is a durable, sturdy base for your desired colour.

And at the same time a sustainable alternative to wood.




Ready for your painting ideas.

They are pre-primed and very easy to finish.

Our facade panels can be painted to your liking using standard colours from other manufacturers.

Basic Primer



Grey (ready-to-paint primer)

Assortment

Product Line	Board Composition	Thickness	Standard dimensions	Availability
Rockpanel Ply	Ply	8 mm	1200 x 2500/3050 mm	Up to 100 m ² max. 1 week.*
		10 mm	1200 x 2500/3050 mm	

* Further details on request.

Key product properties

	Rockpanel Ply 8 mm	Rockpanel Ply 10 mm	Unit	Test/classification method
Optical properties				
Colour stability (5000 h)	N/A	N/A	Class on greyscale	ISO 105 A02
Fire				
Fire classification	B-s2,d0	B-s2,d0	Euroclass	EN 13501-1
Physical properties				
Thickness	8	10	mm	EN 325
Weight	8	10	kg/m ²	
Density, nominal	1000	1000	kg/m ³	EN 323
Thermal conductivity	0.35	0.35	W/m·K	EN 10456
Water vapour permeability S _d (at 23 °C and 85 % RF) Colours	*	*	m	EN 12572
Coefficient of thermal expansion	9.7	9.7	x 10 ⁻³ mm/m·K	EN 438:2 clause 17
Coefficient of moisture expansion (after 4 days)	0.241	0.241	mm/m	EN 438:2 clause 17
Mechanical properties				
Bending strength, length and width (f ₀₅)	≥ 15	≥ 15	N/mm ²	EN 310 / EN 1058
Modulus of elasticity m(E)	3065	3065	N/mm ²	EN 310

* The S_d value will change when applying the final colour, the board cannot be mounted non-ventilated.

Fixing distances


Maximum Fixing distances (mm)	Rockpanel Ply 8 mm		Rockpanel Ply 10 mm	
	b max.	a max.	b max.	a max.
Nail	500	400	600	500
Screw	500	500	600	600

Ply

Basic application.
Ready for painting.
8 mm & 10 mm





- Primed surface ready to paint
- Vapour-permeable
- Moisture resistant
- Use standard carpentry tools



Nature facades

Play around with
natural surfaces
and designs







Very naturally in dialogue. And in harmony with the environment.

Good architecture seeks and always finds dialogue with its environment. Rockpanel Nature facades can be taken literally. Take advantage of the unlimited shapes and colours of nature. And turn your building into an organic, natural part of its surroundings.



Rockpanel Natural

Uncoated Rockpanel Natural is pure purism. The appearance is determined by the climate.



Rockpanel Woods

Give your building an exceptional wood look – durable and fire safe with Rockpanel Woods.



Rockpanel Stones

Use the authentic power of stone as a theme for impressive facades – with Rockpanel Stones.

Nature facades

Play around with natural surfaces and designs

Design your facade in the beauty of nature

- Natural look
- Sustainable material
- Almost 100 % recyclable
- Natural weathering effect (Natural)
- High level of fire safety: A2-s1,d0 optional
- Lightweight stone look (Stones)
- Low maintenance





Project
BRUNNER Eggenfelden (DE)

Material
Rockpanel Natural
ROCKWOOL insulation

Architect
Frank Architekten GmbH,
Eggenfelden

Rockpanel Natural. **In dialogue with the elements.**

The true beauty of a facade is sometimes quite puristic. Be brave – let the sun, wind and rain play their part. Without applying paint or surface sealer, Rockpanel Natural allows the elements to take an active role in your facade. Your building fits organically into its surroundings, in an interactive way from day one.

Wood plays a central role for BRUNNER stoves and fireplaces. Its warmth and material nature are reflected in the newly constructed 4,500 m² administrative building – through the organic facade design with Rockpanel Natural. Similar to wood, the yellow-green uncoated boards darkened in colour for about six weeks. During this time, the facade developed its unique appearance, behind which training rooms, engineering labs as well as warehouse and shipping areas are housed. High ceilings, exposed concrete surfaces and natural materials such as rammed earth and solid wood characterise the rooms. The new building is impressive both inside and out – quite naturally.

Rockpanel Natural



Typical natural colour upon delivery



Indicative natural colour after ± 6 weeks (may vary)

Assortment

Product Line	Board Composition	Thickness	Standard dimensions	Availability
Rockpanel Natural	Durable	10 mm	1200/1250 x 2500/3050 mm	Up to 100 m ² max. 1 week.*

* Further details on request.

Key product properties

	Rockpanel Natural	Unit	Test/classification method
Fire			
Fire classification	B-s2,d0	Euroclass	EN 13501-1
Physical properties			
Thickness	10	mm	EN 325
Weight	10.5	kg/m ²	
Density, nominal	1050	kg/m ³	EN 323
Thermal conductivity	0.37	W/m·K	EN 10456
Coefficient of thermal expansion	10.5	x10 ⁻³ mm/m·K	EN 438:2 clause 17
Coefficient of moisture expansion (after 4 days)	0.302	mm/m	EN 438:2 clause 17
Mechanical properties			
Bending strength, length and width (f _{0g})	≥ 27	N/mm ²	EN 310 / EN 1058
Modulus of elasticity m(E)	4015	N/mm ²	EN 310

Fixing distances

Maximum Fixing distances (mm)	Rockpanel Durable 10 mm	
	b max.	a max.
Nail	600	400
Screw	600	600
Rivet	600	600

The appearance of these durable boards will change under the influence of the local climate.

As with other natural materials such as wood, concrete and steel, light from the sun ensures natural weathering and colouring over time.

Natural

Durable 10 mm
Uncoated



- Untreated material
- Naturally ageing
- Dimensionally stable
- Does not delaminate or rot





Rockpanel Woods.
Alive like wood. Sturdy as stone.

Amaze onlookers and make the users of your building feel good. With facades that radiate the warm, organic glow of wood. Build with the freedom and stability your modern architecture requires. Rockpanel Woods gives your building a natural wood look. And at the same time the durability, stability and fire protection of a stone facade.

Rockpanel Woods




Ceramic Oak




Rhinstone Oak



Carbon Oak



Slate Oak



Marble Oak




Ebony Agate



Ebony Limestone



Ebony Granite



Ebony Slate



Ebony Marble



Mahogany



Cherry



Alder



Teak



Beech



Oak



Merbau

Assortment

Product Line	Board Composition	Thickness	Standard dimensions	Availability
Rockpanel Woods	Durable	8 mm	1200 x 3050 mm	Up to 100 m ² max. 1 week.*
	Durable	8 mm	1200/1250 x 2500/3050 mm	From 100 m ² max. 6 weeks.*
	A2 (FS-Xtra) (option)	9 mm	1200/1250 x 2500/3050 mm	From 100 m ² max. 6 weeks.*

* Further details on request.

Key product properties

Rockpanel Woods	Durable	A2 (FS-Xtra) (option)	Unit	Test/classification method
Optical properties				
Colour stability (5000 h)	ProtectPlus: 4 or better	ProtectPlus: 4 or better	Class on greyscale	ISO 105 A02
Fire				
Fire classification	B-s2,d0	A2-s1,d0	Euroclass	EN 13501-1
Physical properties				
Weight	8 mm: 8.4	9 mm: 11.25	kg/m ²	
Density, nominal	1050	1250	kg/m ³	EN 323
Thermal conductivity	0.37	0.55	W/m·K	EN 10456
Water vapour permeability S _d (at 23 °C and 85 % RF) ProtectPlus	< 3.5	N/A	m	EN 12572
Coefficient of thermal expansion	10.5	9.7	x10 ⁻³ mm/m·K	EN 438:2 clause 17
Coefficient of moisture expansion (after 4 days)	0.302	0.206	mm/m	EN 438:2 clause 17
Mechanical properties				
Bending strength, length and width (f ₀₅)	≥ 27	≥ 25.5	N/mm ²	EN 310 / EN 1058
Modulus of elasticity m(E)	4015	4740	N/mm ²	EN 310

Fixing distances

Maximum Fixing distances (mm)	Durable 8 mm		A2 (FS-Xtra) 9 mm	
	b max.	a max.	b max.	a max.
Nail	600	400	N/A	N/A
Screw	600	600	N/A	N/A
Rivet	600	600	600	600
Bonding	600	uninterrupted glue line	N/A	N/A

Woods

Durable 8 mm
A2 (FS-Xtra) 9 mm (option)
ProtectPlus



- Fire safe wood design
- Self-cleaning
- Low maintenance
- Modern wood look
- No visual repetition





**Rockpanel Stones.
Stones reach the sky.**

Visionary architecture is characterised by a courageous crossing of borders. Overcome limits – even those in nature. Design facades with the powerful look of stone. Build with its strength. But remain flexible in terms of shape and dimension. Challenge gravity – with the ease of Rockpanel Stones.

Rockpanel Stones



Assortment

Product Line	Board Composition	Thickness	Standard dimensions	Availability
Rockpanel Stones	Durable	8 mm	1200 x 3050 mm	Up to 100 m ² max. 1 week.*
	Durable	8 mm	1200/1250 x 2500/3050 mm	From 100 m ² max. 6 weeks.*
	A2 (FS-Xtra) (option)	9 mm	1200/1250 x 2500/3050 mm	From 100 m ² max. 6 weeks.*

* Further details on request.

Key product properties

Rockpanel Stones	Durable	A2 (FS-Xtra) (option)	Unit	Test/classification method
Optical properties				
Colour stability (5000 h)	ProtectPlus: 4 or better	ProtectPlus: 4 or better	Class on greyscale	ISO 105 A02
Fire				
Fire classification	B-s2,d0	A2-s1,d0	Euroclass	EN 13501-1
Physical properties				
Weight	8 mm: 8.4	9 mm: 11.25	kg/m ²	
Density, nominal	1050	1250	kg/m ³	EN 323
Thermal conductivity	0.37	0.55	W/m·K	EN 10456
Water vapour permeability S _d (at 23 °C and 85 % RH) ProtectPlus	< 3.5	N/A	m	EN 12572
Coefficient of thermal expansion	10.5	9.7	x10 ⁻³ mm/m·K	EN 438:2 clause 17
Coefficient of moisture expansion (after 4 days)	0.302	0.206	mm/m	EN 438:2 clause 17
Mechanical properties				
Bending strength, length and width (f ₀₅)	≥ 27	≥ 25.5	N/mm ²	EN 310 / EN 1058
Modulus of elasticity m(E)	4015	4740	N/mm ²	EN 310

Fixing distances

Maximum Fixing distances (mm)	Durable 8 mm		A2 (FS-Xtra) 9 mm	
	b max.	a max.	b max.	a max.
Nail	600	400	N/A	N/A
Screw	600	600	N/A	N/A
Rivet	600	600	600	600
Bonding	600	uninterrupted glue line	N/A	N/A

Stones

Durable 8 mm
A2 (FS-Xtra)
9 mm (option)
ProtectPlus




- Lightweight
- Self-cleaning
- Low maintenance
- Easy to bend and curve



Design facades

Explore shapes and
colours freely







Products



Rockpanel Colours

Create clear signs and defined accentuations. Colour becomes a design element with Rockpanel Colours.

Expressive in every way. And in all colours.

Design with plenty of courage, ideas and colour. Give your building a striking facade design that makes it stand out. You have every freedom – use the power of your imagination.



Rockpanel Metallics

Interpret industrial design in a free and new light – Rockpanel Metallics shines in every way.



Rockpanel Brilliant

Create sparkling colour effects – Rockpanel Brilliant plays with the sunlight.



Rockpanel Chameleon


Challenge how you view things – from every perspective, with Rockpanel Chameleon.

Design facades

Explore shapes and colours freely.

Design your facade full of expression

- 144 RAL and NCS colours
- Custom colours on request
- Expressive designs
- 3D shapes (bending and curving)
- Adhesive system available
- High level of fire safety: A2-s1,d0 optional





**Rockpanel Colours.
Fascinating colour range.**

Let your facade blend into the environment. Or emphasise the features in an urban setting. Enjoy complete freedom in the design of your building – in almost any colour of your choice. In addition to 144 standard and special RAL/NCS colours, you can choose almost any RAL/NCS colour with a minimum order quantity of 100 m².

Standard



50 RAL standard colours in 8 mm thickness and 1200 mm width: Delivery time max. 1 week (6 mm: Details on request)

Special



94 RAL/NCS special colours in 8 mm thickness from 50 m²: Delivery time max. 3 week (6 mm: Details on request)

Custom



Almost every RAL/NCS colour in 6 and 8 mm thickness from 100 m²: Delivery time max. 5 weeks (details on request)

Assortment

Product Line	Board Composition	Thickness	Standard dimensions
Rockpanel Colours	Durable	6 mm, 8 mm	1200/1250 x 2500/3050 mm
	A2 (FS-Xtra) (option)	9 mm	1200/1250 x 2500/3050 mm

Key product properties

Rockpanel Colours	Durable	A2 (FS-Xtra) (option)	Unit	Test/classification method
Optical properties				
Colour stability (5000 h)	ProtectPlus: 4 or better Colours: 3-4 or better	ProtectPlus: 4 or better Colours: 3-4 or better	Grey scale	ISO 105 A02
Fire				
Fire classification	B-s2,d0	A2-s1,d0	Euroclass	EN 13501-1
Physical properties				
Weight	6 mm: 6.3 8 mm: 8.4	9 mm: 11.25	kg/m ²	
Density, nominal	1050	1250	kg/m ³	EN 323
Thermal conductivity	0.37	0.55	W/m·K	EN 10456
Water vapour permeability S _d (at 23 °C and 85 % RH) Colours	< 1.80	N/A	m	EN 12572
Water vapour permeability S _d (at 23 °C and 85 % RH) ProtectPlus	< 3.5	N/A	m	EN 12572
Coefficient of thermal expansion	10.5	9.7	x10 ⁻³ mm/m·K	EN 438:2 clause 17
Coefficient of moisture expansion (after 4 days)	0.302	0.206	mm/m	EN 438:2 clause 17
Mechanical properties				
Bending strength, length and width (f ₀₅)	≥ 27	≥ 25.5	N/mm ²	EN 310 / EN 1058
Modulus of elasticity m(E)	4015	4740	N/mm ²	EN 310

Fixing distances


Maximum Fixing distances (mm)	Durable 6 mm		Durable 8 mm		A2 (FS-Xtra) 9 mm	
	b max.	a max.	b max.	a max.	b max.	a max.
Nail	400	300	600	400	N/A	N/A
Screw	400	300	600	600	N/A	N/A
Rivet	N/A	N/A	600	600	600	600
Bonding	N/A	N/A	600	uninterrupted glue line	N/A	N/A

Colours

Durable 6 & 8 mm
A2 (FS-Xtra) 9 mm (option)
ProtectPlus
(option, excl. 6 mm)



- 144 colours
- Custom colours
- Cleanability
- RAL and NCS as reference





RAL 150 80 10



RAL 140 60 10



RAL 6009



RAL 095 50 50



RAL 130 50 30



RAL 130 80 20



RAL 6034



RAL 5011



RAL 5010



RAL 250 40 15



RAL 1002



RAL 070 70 60



RAL 2010



RAL 060 50 70



RAL 3004



RAL 3001



RAL 060 70 20



RAL 060 50 30



RAL 8001




RAL 8023



RAL 3016




RAL 040 40 50



RAL 3009



RAL 8028



RAL 7035

RAL 7004

RAL 7001

RAL 7037


RAL 7031

RAL 7012

RAL 7016

RAL 7021

RAL 9005



RAL 9002

RAL 080 80 05

RAL 060 70 05

RAL 7036

RAL 040 50 05

RAL 060 50 05

RAL 7030

RAL 7039

RAL 7022

RAL 8022



RAL 1013

RAL 1015

RAL 9001

RAL 9010

RAL 9003

RAL 100 80 05

RAL 095 70 10

Standard Colours

Durable 6 & 8 mm
A2 (FS-Xtra) 9 mm (option)
ProtectPlus
(option, excl. 6 mm)


The colour scheme of Rockpanel Colours is based on the principle of tonal gradations.


That's why you'll find shades of grey in all categories – ideal for emphasising features in the respective colour context.

All 50 colours are included in the Rockpanel Colours standard range in 8 mm thickness and 1200 mm width and are available in max. 1 week. 6 mm: Details on request.

The colours shown give a good impression of the actual colour.

However, it is not possible in print to accurately represent the colours. If you would like more samples, please contact us at www.rockpanel.co.uk







Standard & Special Colours

Durable 6 & 8 mm
A2 (FS-Xtra) 9 mm (option)
ProtectPlus
(option, excl. 6 mm)

In addition to the standard colour palette, the Rockpanel Colours Special range once again extends the colour possibilities of facades.


Rockpanel Colours Special is a special range of 94 bright colours that make an immense impression.

All 94 RAL/NCS special colours are available in 8 mm thickness with a minimum order of 50 m² and a maximum delivery time of 3 weeks. 6 mm: Details on request.

(S) = Standard

The colours shown give a good impression of the actual colour.

However, it is not possible in print to accurately represent the colours. If you would like more samples, please contact us at www.rockpanel.co.uk





Project
**Rockpanel headquarters
Roermond (NL)**

Material
Rockpanel Metallics

Architect
Architecten aan de Maas,
Maastricht/Rotterdam

**Rockpanel Metallics.
Sleek surfaces with an industrial look.**

Modern architecture is often characterised by an industrial design look. Give your high-quality facades an elegant finish. Rockpanel Metallics creates amazing effects on facades because of the sheen from the light striking it – even with timelessly modern residential buildings.

When architect Luc Nooijen designed the facade for the Rockpanel headquarters in Roermond, the production process was his inspiration:

"The melting of the basalt and the spinning of the mineral wool threads triggered my imagination. The liquid substance literally flies over the spinning wheels and solidifies into stone threads. The overlapping elements on the facade reflect the symbolism of heating and spinning. The result is a facade that brings to life the production process and the quality of Rockpanel products in a truly impressive way."


Rockpanel Metallics




Aluminium White
(RAL 9006)



Aluminium Grey
(RAL 9007)



Graphite Grey



Anthracite



Gold

Assortment

Product Line	Board Composition	Thickness	Standard dimensions	Availability
Rockpanel Metallics	Durable	8 mm	1200 x 3050 mm	Up to 100 m ² max. 1 week.*
	Durable	8 mm	1200/1250 x 2500/3050 mm	From 100 m ² max. 6 weeks.*
	A2 (FS-Xtra) (option)	9 mm	1200/1250 x 2500/3050 mm	From 100 m ² max. 6 weeks.*

* Further details on request.

Key product properties

Rockpanel Metallics	Durable	A2 (FS-Xtra) (option)	Unit	Test/classification method
Optical properties				
Colour stability (5000 h)	ProtectPlus: 4 or better	ProtectPlus: 4 or better	Class on greyscale	ISO 105 A02
Fire				
Fire classification	B-s2,d0	A2-s1,d0	Euroclass	EN 13501-1
Physical properties				
Weight	8 mm: 8.4	9 mm: 11.25	kg/m ²	
Density, nominal	1050	1250	kg/m ³	EN 323
Thermal conductivity	0.37	0.55	W/m·K	EN 10456
Water vapour permeability S _d (at 23 °C and 85 % RH) ProtectPlus	< 3.5	N/A	m	EN 12572
Coefficient of thermal expansion	10.5	9.7	x10 ⁻³ mm/m·K	EN 438:2 clause 17
Coefficient of moisture expansion (after 4 days)	0.302	0.206	mm/m	EN 438:2 clause 17
Mechanical properties				
Bending strength, length and width (f ₀₅)	≥ 27	≥ 25.5	N/mm ²	EN 310 / EN 1058
Modulus of elasticity m(E)	4015	4740	N/mm ²	EN 310

Fixing distances


Maximum Fixing distances (mm)	Durable 8 mm		A2 (FS-Xtra) 9 mm	
	b max.	a max.	b max.	a max.
Nail	600	400	N/A	N/A
Screw	600	600	N/A	N/A
Rivet	600	600	600	600
Bonding	600	uninterrupted glue line	N/A	N/A

Metallics

Durable 8 mm
A2 (FS-Xtra) 9 mm (option)
ProtectPlus
(excl. Aluminium White
and Aluminium Grey)



- Contemporary metallic design
- Self-cleaning
- Non-directional





Rockpanel Brilliant.
Free play with sun and colour.

Showcase radiant, modern facades in the sparkling sunlight. Let the surfaces shimmer. The visual power of Rockpanel Brilliant means that various different features are accentuated in your facades during the day, and discreetly fade into the background in the evening.

Let your creative side be inspired by these possibilities. And you can be sure that the colour brilliance will remain intact.

Rockpanel Brilliant



Assortment

Product Line	Board Composition	Thickness	Standard dimensions	Availability
Rockpanel Brilliant	Durable	8 mm	1200 x 3050 mm	Up to 100 m ² max. 1 week.*
	Durable	8 mm	1200/1250 x 2500/3050 mm	From 100 m ² max. 6 weeks.*
	A2 (FS-Xtra) (option)	9 mm	1200/1250 x 2500/3050 mm	From 100 m ² max. 6 weeks.*

* Further details on request.

Key product properties

Rockpanel Brilliant	Durable	A2 (FS-Xtra)	Unit	Test/classification method
Optical properties				
Colour stability (5000 h)	ProtectPlus: 4 or better	ProtectPlus: 4 or better	Class on greyscale	ISO 105 A02
Fire				
Fire classification	B-s2,d0	A2-s1,d0	Euroclass	EN 13501-1
Physical properties				
Weight	8 mm: 8.4	9 mm: 11.25	kg/m ²	
Density, nominal	1050	1250	kg/m ³	EN 323
Thermal conductivity	0.37	0.55	W/m·K	EN 10456
Water vapour permeability S _d (at 23 °C and 85 % RF) ProtectPlus	< 3.5	N/A	m	EN 12572
Coefficient of thermal expansion	10.5	9.7	x10 ⁻³ mm/m·K	EN 438:2 clause 17
Coefficient of moisture expansion (after 4 days)	0.302	0.206	mm/m	EN 438:2 clause 17
Mechanical properties				
Bending strength, length and width (f ₀₅)	≥ 27	≥ 25.5	N/mm ²	EN 310 / EN 1058
Modulus of elasticity m(E)	4015	4740	N/mm ²	EN 310

Fixing distances


Maximum Fixing distances (mm)	Durable 8 mm		A2 (FS-Xtra) 9 mm	
	b max.	a max.	b max.	a max.
Nail	600	400	N/A	N/A
Screw	600	600	N/A	N/A
Rivet	600	600	600	600
Bonding	600	uninterrupted glue line	N/A	N/A

Brilliant

Durable 8 mm
A2 (FS-Xtra) 9 mm (option)
ProtectPlus




- Brilliant shimmering coating
- Wide design range
- Self-cleaning





**Rockpanel Chameleon.
Fascinatingly different from every
angle.**

Transform your building into an eye-catching feature that is constantly changing, but always striking and inspiring. Just change your position around the facade. The colour will never be the same no matter how long you look at the building. Depending on the angle from which it is viewed and the effect of the sunlight, the surface of the Rockpanel Chameleon facade changes. The secret of this vibrant colour is a special crystal effect layer. The effect remains permanently protected for many years.



Assortment

Product Line	Board Composition	Thickness	Standard dimensions	Availability
Rockpanel Chameleon	Durable	8 mm	1200 x 3050 mm	Up to 100 m ² max. 1 week.*
	Durable	8 mm	1200 x 2500/3050 mm	From 100 m ² max. 6 weeks.*
	A2 (FS-Xtra) (option)	9 mm	1200 x 2500/3050 mm	From 100 m ² max. 6 weeks.*

* Further details on request.

Key product properties

Rockpanel Chameleon	Durable	A2 (FS-Xtra)	Unit	Test/classification method
Optical properties				
Colour stability (5000 h)	ProtectPlus: 4 or better	ProtectPlus: 4 or better	Class on greyscale	ISO 105 A02
Fire				
Fire classification	B-s2,d0	A2-s1,d0	Euroclass	EN 13501-1
Physical properties				
Weight	8 mm: 8.4	9 mm: 11.25	kg/m ²	
Density, nominal	1050	1250	kg/m ³	EN 323
Thermal conductivity	0.37	0.55	W/m-K	EN 10456
Water vapour permeability S _d (at 23 °C and 85 % RF) ProtectPlus	< 3.5	N/A	m	EN 12572
Coefficient of thermal expansion	10.5	9.7	x10 ⁻³ mm/m-K	EN 438:2 clause 17
Coefficient of moisture expansion (after 4 days)	0.302	0.206	mm/m	EN 438:2 clause 17
Mechanical properties				
Bending strength, length and width (f ₀₅)	≥ 27	≥ 25.5	N/mm ²	EN 310 / EN 1058
Modulus of elasticity m(E)	4015	4740	N/mm ²	EN 310

Fixing distances


Maximum Fixing distances (mm)	Durable 8 mm		A2 (FS-Xtra) 9 mm	
	b max.	a max.	b max.	a max.
Nail	600	400	N/A	N/A
Screw	600	600	N/A	N/A
Rivet	600	600	600	600
Bonding	600	uninterrupted glue line	N/A	N/A

Chameleon

Durable 8 mm
A2 (FS-Xtra) 9 mm (option)
ProtectPlus




- Chameleon effect
- Non-directional
- Self-cleaning



Premium facades

Make a unique
statement







Impressive facades. Unique and representative.

If you don't want to compromise on the design and detail of your project, Rockpanel premium facades are the right choice for you. Find the right facade solutions – without limits.

Rockpanel Premium. Customised facade solutions.

Rockpanel Premium combines all the advantages of Rockpanel facade panels and also offers a number of choices outside of the norm. Because your brilliant idea isn't within the norm either.



Limitless designs

Minimalist, expressive, stylish, natural, industrial – Rockpanel Premium gives your building the facade it needs.



ProtectPlus comes standard

Protect valuable facades in all circumstances – highly effective against dirt and graffiti.



Matt, Medium, Glossy

Regardless of the design, choose the finish of your facade - for exactly the desired impression.

Plan without limits

Do you think beyond standard solutions? Then Rockpanel Premium is right for you – with Custom colours and designs, and customised formats and dimensions.



Highly durable

Volcanic basalt is what makes your premium facades resistant. Against mechanical effects and the effects of weather and climate, lasting for decades.



Fire safe

With Rockpanel Premium, you will always meet high fire protection requirements, since the facade panels are classified as A2-s1,d0 according to EN 13501-1.





Premium facades

Make a unique
statement



- Customised designs
- Customised panel sizes
- A2-s1,d0 as standard
- Choice of gloss level
- Self-cleaning ProtectPlus layer as standard





**Rockpanel Premium.
The expression of success.**

Impressively transform buildings into representative symbols that visually express the success of your business. The best materials, open-ended design solutions as well as customised formats and dimensions give your building project an absolute premium look. Naturally, they always meet the particularly high requirements for fire protection A2-s1,d0.

Assortment

Product Line	Board Composition	Thickness	Standard dimensions	Availability
Rockpanel Premium	A2 (FS-Xtra)	9 mm	1200/1250 x 1700-3050 mm	Further details on request

Key product properties


	Rockpanel Premium	Unit	Test/classification method
Optical properties			
Colour stability (5000 h)	ProtectPlus: 4 or better	Class on greyscale	ISO 105 A02
Fire			
Fire classification	A2-s1,d0	Euroclass	EN 13501-1
Physical properties			
Thickness	9	mm	EN 325
Weight	11.25	kg/m ²	
Density, nominal	1250	kg/m ³	EN 323
Thermal conductivity	0.55	W/m·K	EN 10456
Water vapour permeability S _d (at 23 °C and 85 % RF) ProtectPlus	< 3.5	m	EN 12572
Coefficient of thermal expansion	9.7	x10 ⁻³ mm/m·K	EN 438:2 clause 17
Coefficient of moisture expansion (after 4 days)	0.206	mm/m	EN 438:2 clause 17
Mechanical properties			
Bending strength, length and width (f ₀₅)	≥ 25.5	N/mm ²	EN 310 / EN 1058
Modulus of elasticity m(E)	4740	N/mm ²	EN 310

Fixing distances

Maximum Fixing distances (mm)	Rockpanel Premium	
	b max.	a max.
Rivet	600	600

Premium

All surfaces
Custom colours/designs
A2 (FS-Xtra) and
ProtectPlus







Accessories

Adhesive system

Unique adhesive system Tack-S

In collaboration with Bostik, Rockpanel has developed Tack-S: a fire safe European-certified adhesive system compatible with the European standards of Rockpanel. Detailed fixing guidelines can be found in the European Technical Assessment of the relevant product (e.g. for Durable ETA-07/0141) on www.rockpanel.co.uk.

If you prefer to use another adhesive system, always verify that the chosen system meets the requirements for application with Rockpanel board material. If using another adhesive system, the adhesive supplier becomes responsible for technical approvals and guarantee.

Adhesive method

	Quantity	Indicative usage per 100 m ²
Rockpanel Tack-S (certified)	290 ml	50 cartridges
Primer MSP Transparent for the back of the boards	500 ml	6 cans
Prep M Primer for aluminium substructure	500 ml	2 cans
Foam tape (double sided)	25 m	12 rolls
Cleaner liquid 1	1 ltr	1 can

Mechanical Fixing

Fixing method	Suitable for Rockpanel	Colour
Ring Shank nails 27 mm	Lines ² 10 mm	Stainless Steel
Ring Shank nails 32 mm	Natural / Chameleon / Ply	Stainless Steel
	UNI	Standard Colours
	Colours	Standard, Special and Custom Colours
	Woods / Stones / Metallics	Woods / Stones / Metallics
Screws 35 mm	Natural / Chameleon / Ply	Stainless Steel
	UNI	Standard Colours
	Colours	Standard, Special and Custom Colours
	Woods / Stones / Metallics	Woods / Stones / Metallics
	Brilliant	Brilliant

Other Accessories

Article	Width	Quantity	Availability
EPDM Foamtape (adhesive)	36 mm	50 m	1 week
EPDM Foamtape (adhesive)	60 mm	50 m	1 week
EPDM Foamtape (adhesive)	80 mm	50 m	1 week
EPDM Foamtape (adhesive)	100 mm	25 m	1 week
EPDM Foamtape (adhesive)	130 mm	25 m	1 week
Rockpanel Graffiti Cleaner		780 ml	1 week
Rockpanel Edge paint (only Rockpanel Colours)*		780 ml	1 week





















* Special and Custom Colours are only available in combination with Rockpanel Boards. For painting the edges of Woods, Stones, Metallics, Brilliant and Chameleon, we advise RAL 9005 (black).

Profiles

High quality aluminium External Corner profiles, Edge profiles, Joint profiles and Starter profiles can be supplied in almost every RAL/NCS colour. Please contact Rockpanel for details of your local supplier.

















The B, I and J profiles come in a standard size and are suitable for all Rockpanel board thicknesses.

Aluminium profiles – Rockpanel boards

	Standard length 3055 mm	Colours	Profile size*	Availability
	Profile A		Blanc anodised Standard Special/Custom	6, 8, 10 mm 1 week 4 weeks 6 weeks
	Profile B		Blanc anodised RAL 9005 / RAL 9010	One size fits all 1 week 1 week
	Profile C		Blanc anodised Standard Special/Custom	6, 8, 10 mm 1 week 4 weeks 6 weeks
	Profile D		Blanc anodised Standard Special/Custom	6, 8, 10 mm 1 week 4 weeks 6 weeks
	Profile E		Blanc anodised Standard Special/Custom	6, 8, 10 mm 1 week 4 weeks 6 weeks
	Profile F		Blanc anodised Standard Special/Custom	6, 8, 10 mm 1 week 4 weeks 6 weeks
	Profile G		Blanc anodised Standard Special/Custom	8 mm 1 week 4 weeks 6 weeks
	Profile H		Blanc anodised Standard Special/Custom	6, 8, 10 mm 1 week 4 weeks 6 weeks
	Profile I		Blanc anodised	One size fits all 1 week
	Profile J		Blanc anodised	One size fits all 1 week

* Boards in 9 mm thickness (A2 (FS-Xtra)), require a 10 mm profile.

Aluminium profiles – Rockpanel Lines^{2*}

	Standard length 3055 mm	Colours	Profile size	Availability
	Profile C		Blanc anodised Standard Special/Custom	10 mm 1 week 4 weeks 6 weeks
	Profile D		Blanc anodised Standard Special/Custom	10, 12 mm* 1 week 4 weeks 6 weeks
	Profile E		Blanc anodised Standard Special/Custom	10 mm 1 week 4 weeks 6 weeks
	Profile F		Blanc anodised Standard Special/Custom	10 mm 1 week 4 weeks 6 weeks
	Profile H		Blanc anodised Standard Special/Custom	10 mm 1 week 4 weeks 6 weeks
	Profile I		Blanc anodised	One size fits all 1 week
	Profile J		Blanc anodised	10 mm 1 week
	Profile K**		Blanc anodised	One size fits all 1 week

Please ensure with the supplier the suitability of their fixings to meet our technical requirements. Working with accessories from other manufacturers should be carried out according to their recommendations, their supervision and their warranty conditions.

* When using Lines² 8 with a clip, a 12 mm profile is required.

** For easy connection at ground level, a Rockpanel starting profile (type K) can be used for placement of the lowest section of Rockpanel Lines².





Technical information





Technical information

Product properties

Overview product properties	97
Design advantages	98 - 99
Installation advantages	100 - 101

Working with Rockpanel

Packaging, transport and storage	102
Sawing / Drilling	103

Sub Construction

Ventilated constructions	104 - 106
Non-ventilated applications	107
Preconditions for non-ventilated applications	107

Board joints, corner solutions and bending

Board joints	108
Corner solutions	108 - 109
Bending and curving	109
Guidelines seamless installation	109

Fixing	110 - 111
---------------------	-----------

Fixing guidelines	112 - 119
--------------------------------	-----------

Maintenance	120 - 121
--------------------------	-----------

Details

Facade	124 - 132
Roofline	133 - 134
Detailing	135



Overview product properties

Properties		Value	Unit	Standard
Mechanical				
Modulus of elasticity	A2 (FS-Xtra)	≥ 4740	N/mm ²	EN 310
Characteristic bending strength f_{05}	A2 (FS-Xtra)	≥ 25.5	N/mm ²	EN 310 & EN 1058
Modulus of elasticity	Durable	4015	N/mm ²	EN 310
Characteristic bending strength f_{05}	Durable	≥ 27	N/mm ²	EN 310 & EN 1058
Modulus of elasticity	Uni	3567	N/mm ²	EN 310
Characteristic bending strength f_{05}	Uni	≥ 24	N/mm ²	EN 310 & EN 1058
Modulus of elasticity	Ply	3065	N/mm ²	EN 310
Characteristic bending strength f_{05}	Ply	≥ 15	N/mm ²	EN 310 & EN 1058
Optical				
Colour stability (5000 hours; Xenon test)	Rockpanel Colours / Lines ²	3-4 or better	Greyscales	EN 20105-A02
	Rockpanel Colours (PP) Woods / Stones / Metallics / Brilliant / Chameleon / Premium	4 or better	Greyscales	EN 20105-A02
	Rockpanel Uni	3 or better		
Fire				
Fire classification	Euroclass B-s2,d0 (Durable/Ply/Uni)* Euroclass A2-s1,d0 (A2 (FS-Xtra))*			EN 13501-1
Physical				
Nominal density	A2 (FS-Xtra)	1250	kg/m ³	EN 323
	Durable	1050	kg/m ³	
	Uni	1050	kg/m ³	
	Ply	1000	kg/m ³	
Nominal mass of surface	A2 (FS-Xtra)	9 mm: 11.25	kg/m ²	
	Durable	6 mm: 6.3	kg/m ²	
	Durable	8 mm: 8.4	kg/m ²	
	Uni	6 mm: 6.3	kg/m ²	
	Ply	8 mm: 8	kg/m ²	
	Ply	10 mm: 10	kg/m ²	
Vapour permeability S_d at 23°C and 85% RH	Rockpanel Colours	1.8	m	EN-ISO 12572
	Rockpanel with ProtectPlus **	3.5	m	
Dimensional stability (Durable)				
Dimension stability arising from changes in temperature		10.5·10 ⁻³	mm/m·K	EN 438-2
Expansion due to moisture between conditions of 23°C/50% RH and 23°C/95% RH		0.302	mm/m (after 4 days)	EN 438-2

* Depending on the sub construction. For more information please contact us.

** With the exception of Rockpanel Metallics Aluminium White and Aluminium Grey and all Rockpanel Chameleon boards (Sd value > 3,5).

Product properties

Unique by nature

The sustainable board material Rockpanel is - like all ROCKWOOL products - produced from the natural raw material basalt. This is the volcanic rock from which all ROCKWOOL products derive their unique properties.

Design advantages



Colour stable

Rockpanel board material is finished with a layer of high performing water-based paint. A meticulous finishing process guarantees a smooth and even coloured surface to all our board materials.

The table below shows the performance of the Rockpanel boards after a weathering test of 5000 hours.

Rockpanel Premium	4 or better
Rockpanel ProtectPlus	4 or better
Rockpanel Colours	3-4 or better

Standard: 20105-A02



Bending and curving

The boards can easily be curved and bent in any form you require, supporting your freedom of expression and creativity. The advised minimum bending radius is determined by the bending strength of Rockpanel boards, assuming that the board is bent lengthwise.

See page 109 for more information.

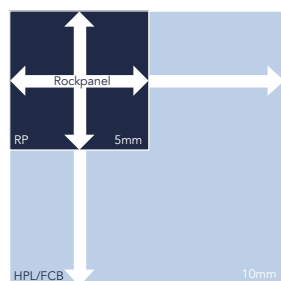


Dimensionally stable

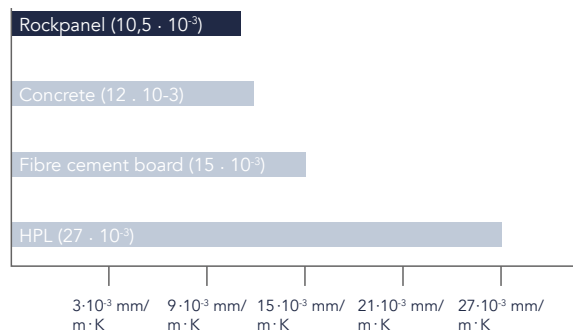
Dimensional stability, or resistance to changes in length and width, is determined by a material's tendency to expand as a result of temperature and/or moisture (moisture absorption). The unique composition of Rockpanel means that the boards are virtually immune to dimensional change caused by temperature or relative humidity.

See page 109 for guidelines on seamless installation.

Horizontal and vertical joints



Linear elongation due to temperature fluctuation



Fire safety

Rockpanel board material has been tested extensively and is classified as a fire safe building material. In case of fire, the stone wool structure remains fully intact and there will be absolutely no drop formation and the risk of fire spreading is prevented.

The boards are minimum B-s2,d0 classified and are also available in A2-s1,d0.

For all medium and high rise buildings we recommend the use of our A2 (FS-Xtra) grade boards (A2-s1,d0).

Product	Fire class*	Standard
Durable	B-s1,d0	EN 13501-1
A2 (FS-Xtra)	A2-s1,d0	EN 13501-1

* Depending on the sub construction. For more information please contact us.



Always in matching colours

The RAL colours of Rockpanel can be matched to window frames or other building elements. Facade finishing and paintwork in compatible RAL colour can therefore give your building a smooth and seamless look.



Non-directional

The Rockpanel boards are non-directional. The appearance of the board is the same regardless of the orientation in which it is mounted. This guarantees more efficient and swifter installation since fitting is simplified and waste reduced. Therefore during processing there is no marking of installation direction required.

Please note this applies only to Rockpanel Uni, Colours, Metallics, Brilliant and Chameleon.



A corner solution for every building

For every corner Rockpanel offers the right solution. Use a corner profile in exactly the same RAL colour, or simply touch up paint for the edges if required. For the real craftsman you can achieve a perfect corner finish using a mitre saw.

See page 108-109 for the possibilities.

Installation advantages



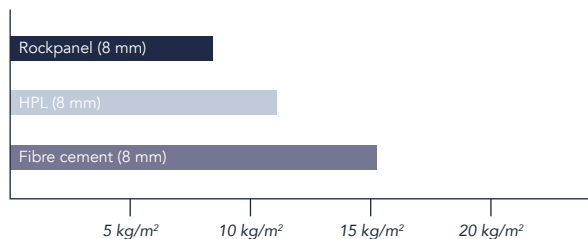
Strong but flexible

Rockpanel combines the advantages of stone and wood in one product. It is as durable as stone and can be worked as easily as wood. A curved facade can easily be installed.



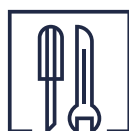
Light weight

With Rockpanel board material you can work more quickly and easily. The boards are considerably lighter than other board materials. A standard Rockpanel board weighs only 8,4 kg/m², making it easy to handle on site.



Insensitive to moisture

With Rockpanel boards moisture problems are history. Rockpanel is insensitive to moisture and temperature so does not require edge treatment. Moisture will not change the mechanical or optical properties.



Working with standard tools

Rockpanel can be worked using standard carpentry tools. It is easier and much faster to work than other board materials. Easy to saw to size and install without pre-drilling again avoiding risks and costly site delays.



Butt joints

Rockpanel is dimensionally stable, and therefore resistant to changes in length and width arising from changes in temperature and humidity. This guarantees a sleek result without joints.

See page 109 for the conditions of seamless installation.



Detailing on the building site

With Rockpanel you can complete detailing quickly and easily. Finishing the edges to protect them from moisture is not necessary.



Fixing with nails

With Rockpanel you can fix the boards with nails on the building site. The discreet nail heads in a compatible RAL colour ensure a beautiful end result.



Fixing without pre-drilling

Unlike other board materials, Rockpanel boards are dimensionally stable. Pre-drilling is not required but recommended when fixing the boards on a timber frame using Rockpanel screws.



Working with Rockpanel

Packaging, transport and storage

Rockpanel is a lightweight, decorative external cladding product which weighs less than many other board materials. Due to its light weight, Rockpanel offers clear advantages for transport and storage. The products should always be handled with care by taking the following guidelines into account:



Site handling

- Individual panels must be lifted off the stack, not pulled or pushed, and carried upright;
- Protective foam membranes should be placed between the sheets again to protect the surface layer.



Storage

- Store the board material in dry, flat, frost-proof and protected conditions;
- Store on flat pallets and place the pallets on a level foundation. Preferably with PE-foil as an underlay;
- Never stack more than two pallets on top of one another;
- During storage, the board material can be more affected by moisture and night-time cooling than when installed. Before installing, the boards will need some time to allow any moisture and condensation to evaporate.



Protective film

- Most boards in the range are covered by a film to protect the decorative finish. Site measurements can also be marked on this film to aid the installation process. Rockpanel Natural, Rockpanel Lines², Rockpanel Metallics (Aluminium White and Aluminium Grey) are delivered without protective film. Handling of these boards needs extra attention.
- Remove the protective film:
 - after mounting, if attaching mechanically with screws or manual nailing;
 - before priming the board for adhesive bonding;
 - before installing when using a nail gun.

Sawing

Standard woodwork tools can be used for sawing Rockpanel boards or making penetrations and cut-outs in the board. In general the boards should be sawn with the decorative side facing upwards and with the protective film still in place. It is advised that when cutting boards with a hand-held circular saw the decorative side is facing downwards. Ensure that there is a clean, smooth surface for doing this.

Safety guidelines

- Use a dust mask (type P2).
- Use standard safety glasses to protect the eyes from dust.
- Wear gloves during sawing.

Indoor sawing

Use dust-reducing sawing equipment in combination with an extraction hood in a well-ventilated room.

Outdoor sawing

- Position the saw installation so that the wind blows away any dust from the sawing.
- Use dust-reducing sawing equipment if possible.

Material



Hand saw, e.g. a hard point saw.



Circular saw, e.g. a fine-toothed Widia/Tungsten Carbide saw blade, for example a blade with 48 teeth and a diameter of 300 mm.



Fretsaw, e.g. a fine-toothed saw blade for metal or a saw blade with tungsten coating.

Drilling

- Pre-drilling of Rockpanel boards is not required but recommended. Screw holes (Ø 3.2 mm) or holes for nailing (Ø 2.5 mm) can be pre-drilled with a HSS-steeldrill.
- With rivets, fixed anchorages are advised to be drilled at Ø 5.2 mm and a sliding attachment with Ø 8 mm. Predrilling can be done with a HSS-steel-drill.
- When fixing Rockpanel Lines² 10 mm Rockpanel recommends the use of flat headed screws or manual nailing with ring shank nails. When using 2.1/2.3 x 27 mm ring shank nails pre-drilling to Ø 2 mm is recommended. When using 3.5 x 30 mm stainless steel flat headed screws, pre-drilling to Ø 3.5 mm is recommended and also drilling to countersink the flathead.

No edge finishing

Protecting sawn edges from moisture is not needed with Rockpanel boards. Chamfering is easy using the reverse (non-decorative) side of a leftover Rockpanel strip to lightly sand and edge. If required for aesthetic reasons the side edges can be painted in a corresponding RAL/NCS colour. Without finishing the edges naturally age within several weeks to a dark brown colour.

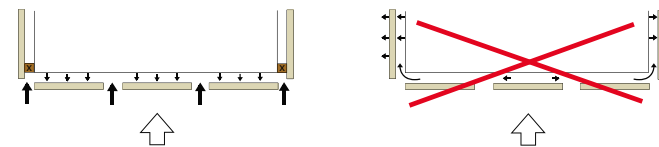
Sub Construction

Ventilated constructions

It is typical for this kind of construction that the outer layer provides a decorative finish and the inner layer provides insulation and air/water tightness, resulting in a ventilated cavity between the facade cladding and the insulation. There are two possibilities: an open or closed construction.

Open facade

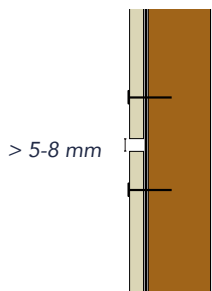
The open system works with open joints, whereby a small amount of rainwater may enter the cavity behind the panels. Any penetrating water will either drain away or be removed by the airflow in the cavity. In addition it must be ensured that the air cavities on different elevations of a building are separated from each other by cavity closers, so that there is no increase in wind load (see drawing).



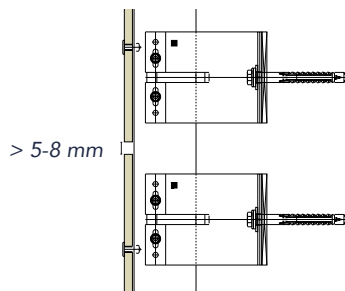
Horizontal joints

With an open facade, the horizontal joints should have a joint of a minimum 5 mm and maximum 8 mm width.

- When using open joints in a wooden construction, the structure behind the vertical batten should be protected with a breathable, water repellent and UV resistant membrane. The cavity behind the Rockpanel board and between the breathable membrane should be minimum 20 mm or greater. It would be beneficial to have a cavity between 40 - 100 mm to make use of pressure equalization and to prevent penetration of excessive rainwater. For those panel systems requiring NHBC approval, a cavity of 38 mm is required.
- With an aluminium construction Rockpanel recommends a cavity depth of 40 - 100 mm. The insulation should comply with the standard BS-EN 13162 e.g. ROCKWOOL Rainscreen Duoslab.



Wooden substructure, open horizontal joint



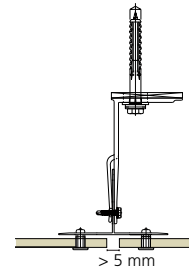
Aluminium substructure, open horizontal joint

Vertical joints

The vertical joints are automatically closed by the backing of the vertical substructure. To ensure the durability of the wood, the vertical battens must be well protected against rain water. This can be done with a UV- and weather-resistant EPDM foam gasket that is 15 mm wider on both sides than the framework. It can also be done with a strip of Rockpanel, which acts as gasket to protect the battens.



Wooden substructure, vertical joint solution with EPDM foam gasket

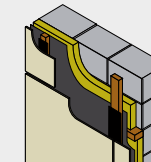


Aluminium substructure, vertical joint solution

Conditions sub frame

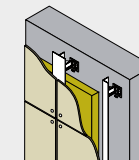
Wooden sub frame

Timber stud walls and timber battens fixed to masonry walls should be constructed in accordance with BS EN 1995-1-1 and preservative treated in accordance with EN 335 and BS 8417. Studding and framing should be adequately supported by noggings to ensure rigidity. Where timber stud walls or battens are treated with cuprous preservatives, care must be taken to ensure that sufficient time is allowed for the preservative to properly condition before the cladding is fixed.



Aluminium sub frame

- The aluminium alloy is AW-6060 according to BS EN 755-2:
 - $R_m/R_{p0,2}$ value is 170/140 for profile T6
 - $R_m/R_{p0,2}$ value is 195/150 for profile T66
- The minimum thickness of the profile is 1.5 mm.

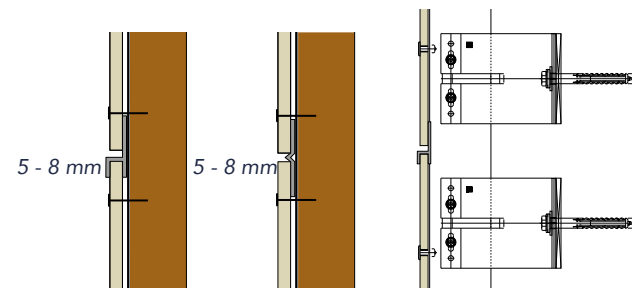


Sub Construction

Closed facade

Horizontal joints

For a closed facade the horizontal joints are closed with a profile, usually a chair or nose profile (semi-closed). Thus the rainwater is drained off as much as possible on the outer side of the cladding. The supporting structure must be ventilated. For example retaining a 20 mm cavity width behind the cladding and 5 mm continuous opening (or equivalent slots) at top and bottom. Further, ventilation must be provided in vertical runs exceeding 20 m. For those panel systems requiring NHBC approval, a cavity of 38 mm is required.

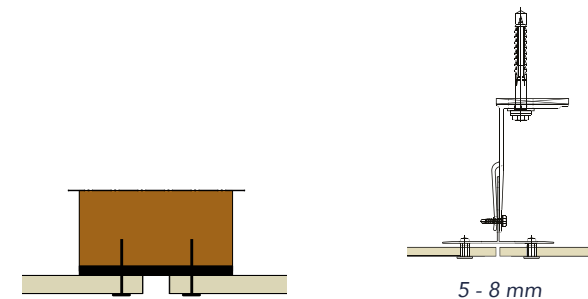


Wooden substructure with closed (left) and semi-closed (right) horizontal joint

Aluminium substructure with closed horizontal joint

Vertical joints

The vertical joints are automatically closed by the backing of the vertical substructure. To ensure the durability of the wood, the vertical battens must be well protected against rain water. This can be done with a UV- and weather-resistant EPDM foam gasket or a strip of Rockpanel. With a closed joint, the gasket does not need to protrude.



Wooden substructure, vertical joint solution with EPDM foam gasket

Aluminium substructure, vertical joint solution

Non-ventilated applications

Thanks to its unique characteristics and the vapour-open structure of Rockpanel Colours (without a ProtectPlus layer) this product can be used in specific situations in non-ventilated structures. In situations where the preconditions can easily be fulfilled, for example such as infill panels and dormers, the absence of a cavity can allow for thicker insulation which leads to a lower U-value.

See page 135 for technical detailing.

Preconditions for non-ventilated applications

- interior climate with a maximum vapour pressure of 1320 Pa (normal housing and office buildings i.e. no swimming pools or factories);
- the sum of the S_d -values of the materials on the inside of the structure down to the insulation should add up to at least 10 m, this value can be achieved with a 0.15 mm thick PE-membrane as vapour barrier and drywall;
- the sum of the S_d -values of the materials on the outside of the structure down to the insulation should add up to less than 2.5 m;
- the inside of the structure should be airtight so that no warm air, containing moisture, can penetrate through the structure;
- the attachments of the boards to the structure should be watertight, so that no rainwater or cleaning water can get behind the cladding. This means that horizontal joints between the Rockpanel boards are not allowed. Vertical joints can be applied but should abut at a wooden timber batten covered with a 3 mm x 60 mm soft adhesive EPDM foam gasket;
- only Rockpanel Colours without ProtectPlus can be used in this application. The S_d -value from Rockpanel Colours without ProtectPlus is 1.8 m.

If you are unsure whether the construction meets these conditions, please contact Rockpanel: www.rockpanel.co.uk/contact.

Board joints, corner solutions and bending

Board joints

- Rockpanel is dimensionally stable, and therefore resistant to changes in length and width arising from variations in temperature and humidity.
- Take into account that boards, installation and building tolerances play an important role in the detailing of joints.
- Apply weather- and UV-resistant EPDM foam gasket behind the joints to protect the substructure against weather influences.
- The joints should be > 5 mm, to ensure proper drainage.
- See paragraph 'ventilated constructions' on page 104-105 for horizontal and vertical board connections and the 'fixing guidelines' subsection on pages 112-113 for the opportunities for wind reduction with open joints.

Corner solutions

Finishing the edges is only necessary to meet any design or aesthetic requirements. Rockpanel offers a range of solutions for an attractive finish at corners and edges.



Assembly corner joint with natural dark brown edges

Without finishing, the basic material changes colour to natural dark brown under the effect of UV.

Corner profiles in a RAL colour

A solution with a corner profile in a compatible RAL colour ensures a perfect finish.

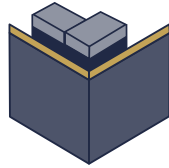
See page 91 for a complete overview of the profiles.



Mitre joint

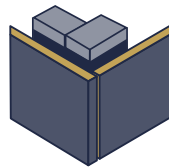
For the highly skilled installer, a mitre joint can be achieved with the material, thereby creating a precise and uniform finish.

Important: the minimum panel thickness for this solution is 8 mm.



Edge paint

Finishing the edges with matching colour paint is another option.



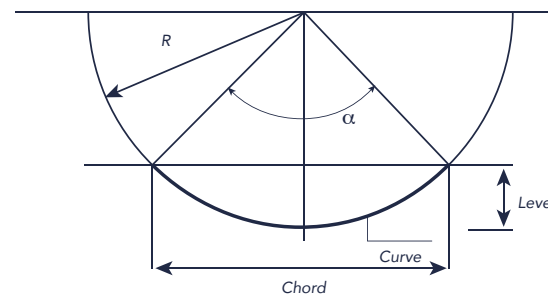
Bending and curving

Rockpanel boards can easily be bent and curved without any treatment. This allows even more design possibilities for creating beautiful facade finishes. The advised minimum bending radius is determined by the bending strength of the Rockpanel boards, assuming that the board is bent lengthwise. The following values only apply for the Durable grade.



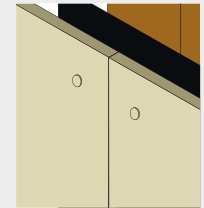
Rockpanel Uni, Colours, Metallics, Woods, Stones, Brilliant & Chameleon		
Panel thickness (mm)	6	8
Panel length (curve, mm)	3.050	3.050
Radius R minimal (mm)	1.900	2.500
Corner α	91.97°	69.9°
Chord (mm)	2.733	2.864
Level (mm)	580	451
Batlens c.t.c. (mm)	300	400
Fixings c.t.c. (mm)*	250	300

* Indication for the fixing distances in urban and rural environments with building heights ≤ 10 m. When Rockpanel is applied in bent or curved conditions on higher buildings or in environments with a higher wind load, please contact Rockpanel.



Guidelines seamless installation

Rockpanel board material retains its shape as it is able to withstand moisture and changes in temperature. This allows it to be used seamlessly under certain conditions:



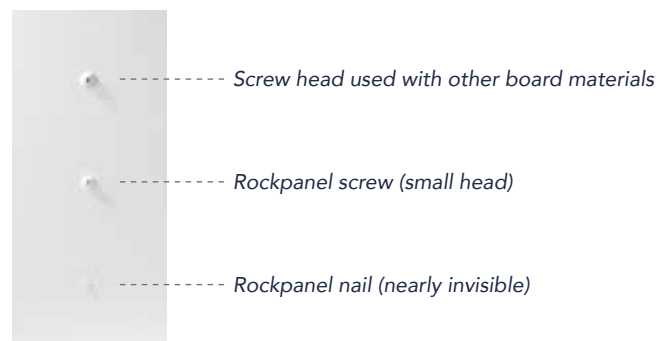
- Only for use around the roofline, such as to finish guttering, for fascias and barge boards. If you are considering another application with butt joints, contact Rockpanel for individual and expert advice;
- Up to a maximum length of 12 metres;
- Only when a timber sub frame is used with vertical battens to prevent the sub frame from warping;
- The timber sub frame is protected by using EPDM foam gaskets for all joints on the sub frame;
- Expansion joints are used throughout the Rockpanel construction. If there are expansion joints in the structure, the facade panels must also have expansion joints.
- Only applicable with light colours.

If you wish to specify an application with butt joints contact Rockpanel for an advice.

Fixing

Rockpanel can be installed with a broad range of fixings; nails, rivets, screws as well as a fire safe adhesive system (B-s2,d0) which Bostik has developed in collaboration with Rockpanel. All are suitable and mechanically tested to be applied in combination with our board material.

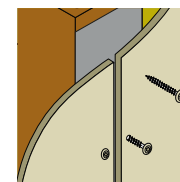
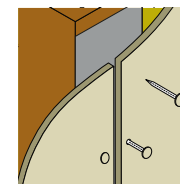
Always ensure with the fixings supplier the suitability of their fixings to meet the technical requirements of Rockpanel. Always check that fixings are suitable for the design and its associated performance requirements. It is further recommended to use only coloured fixings with a durable finish. Working with fixings from other manufacturers should be carried out according to their recommendations, their supervision and their warranty conditions.



Mechanical fixing on wooden sub-structure

For a mechanical fixing on wood the following fixing materials can be used:

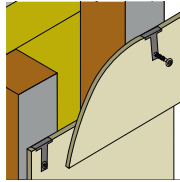
- Rockpanel ring shank nails (stainless steel material number 1.4401 or 1.4578) 2.7/2.9 x 32 mm (flat-top) and 2.7/2.9 x 40 mm (flat-top).
- Rockpanel ring shank nails (stainless steel material number 1.4401 or 1.4578) 2.1/2.3 x 27 mm (flat-top) for fixing Rockpanel Lines² 10 mm.
- Rockpanel Torx-screws (stainless steel material number 1.4401 or 1.4578) 4.5 x 35 mm.
- Stainless steel flat-top screws 3.5 x 30 mm with a head diameter of Ø 6.6 mm for fixing Rockpanel Lines² 10 mm.



The ring shank nails can be attached with either a nylon hammer or nail gun. For a perfect match to the board material, the nail and screw heads can be provided with a RAL colour coating.

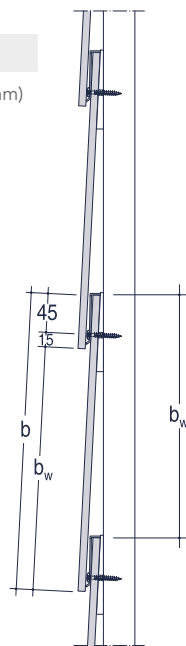
EasyFix Clip; for a ship lap construction

Rockpanel has developed the EasyFix Clip, a secret fixing system for shiplapped cladding boards using a mounting spacer. The EasyFix clip allows a simple and stress free assembly by acting as a guide to locate the screw fixings.



Rockpanel board sizes*

Gross width (b)	Effective width (b _w)
285 - 340 mm	225 - 280 (b _w = b - 60 mm)



Flexible mounting Lines², with clip

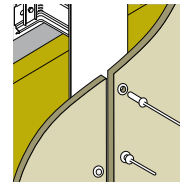
With the innovative clip developed by Rockpanel, you can choose between a fixed and demountable installation of Lines² S 8 and Lines² XL 8 tongue-and-groove panels. For demountable installation, the tongue-and-groove board is simply inserted into the clip so that each panel can be removed separately.



Mechanical fixing on aluminium sub-structure

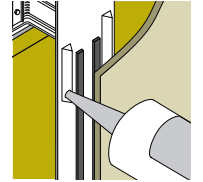
For the mounting of Rockpanel on aluminium load-bearing sections, Ø 14 mm AP14-50180-S flat-topped aluminium rivets can be used:

- Material EN AW-5019 in conformity with EN 755-2.
- Material number of the rivet 1.4541 in conformity with EN 10088.



Adhesive installation on wood or aluminium

In collaboration with Rockpanel, Bostik has developed a fire safe (B-s2,d0) European certified adhesive system compatible with European Technical Assessments of Rockpanel, Rockpanel Tack-S. For more information see the product data sheet or consult the appropriate ETA (e.g. for Durable ETA-07/0141). If you wish to use an alternative adhesive system, always verify that the chosen system meets the requirements for application with Rockpanel. If using another adhesive system, the adhesive supplier becomes responsible for certification and guarantee. The quality of the adhesive installation is partly determined by the weather conditions during application. For more information refer to the adhesive supplier.



Fixing guide- lines

In this chapter the mounting guidelines and maximum fixing distances are indicated for facade panels, tongue and groove panels and gutter trims on wooden support structures and for facade elements on aluminium support structures on the basis of boundary conditions, data and material properties.

The fixing distances are shown for 6 mm and 8 mm durable grade boards. For all medium and high rise buildings, we recommend the use of our A2 (FS-Xtra) grade boards (A2-s1,d0). Project specific calculations are available on request.

The fixing distances for Rockpanel Lines² tongue and groove panels give the maximum permitted building height for attachment to wooden support structures.

Distances between fastening points

The table below shows the maximum fixing distances at a vertical timber substructure or aluminium substructure in accordance with ETA-07/0141 and ETA-08/0343.

Rockpanel Durable 6 mm*

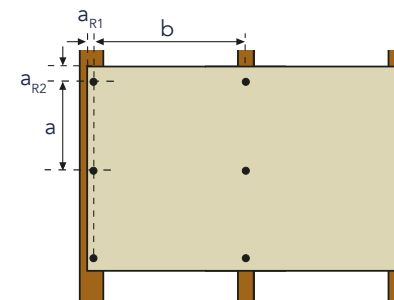
Fastening system	Maximum span (b)	Maximum distance between Fasteners (a)
Rockpanel screw	400 mm	300 mm
Rockpanel ring shank nail	480 mm	300 mm

Rockpanel Durable 8 mm*

Fastening system	Maximum span (b)	Maximum distance between Fasteners (a)
Rockpanel screw	600 mm	600 mm
Rockpanel ring shank nail	600 mm	400 mm
Rockpanel rivet	600 mm	600 mm

Adhesive system: The maximum span between the adhesive beads at an 8 mm board will be 600 mm (b).

* Maximum distances are not applicable for Rockpanel Natural.

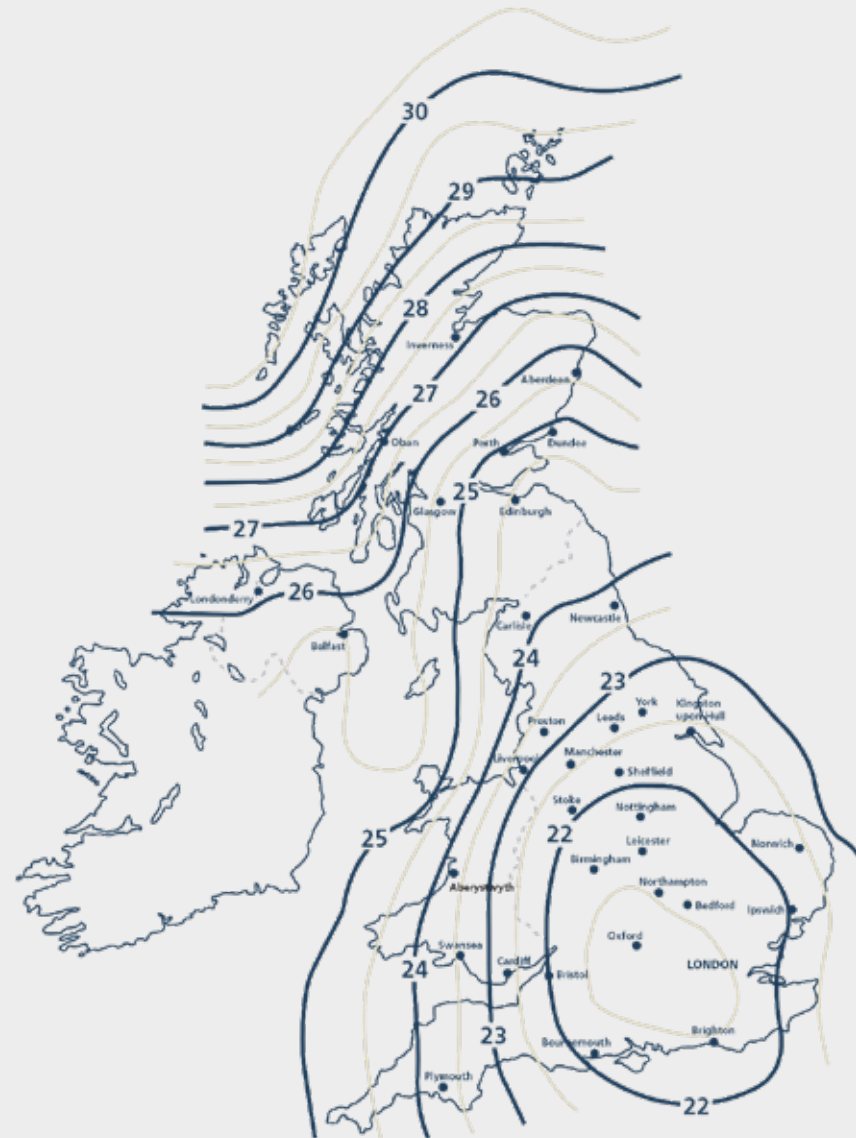
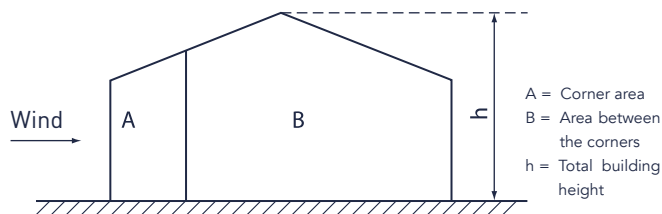


Randabstand a_{R1} \geq Plattendicke \leq 8 mm: 15 mm
 \geq Plattendicke \geq 9 mm: 20 mm
 Randabstand a_{R2} \geq 50 mm

Determining the fixing distances

When determining the fixing distances the following variables should be taken into account:

- Wind load
 - Determine the fundamental local basic wind velocity;
 - Determine the maximum height of the building;
 - Determine the site altitude;
 - Determine the distance from the coast;
 - Determine the distance to the town border.
- Building area: zone A (corner area) or zone B (area between corners). For details see the figure below.
- Type of board, thickness and fastening system
- Static load absorption, for example 1-field- or 2-field span
- Legal local requirements



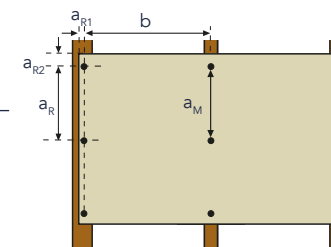
This map is an indication of the fundamental basic wind velocity according to BS-EN 1991-1-4. If you are unsure which zone the building is located please contact Rockpanel.

Calculation examples: fixing distances

Calculation examples: fixing distances

Facade cladding

Maximum fixing distances for Rockpanel board material on a wooden or aluminium substructure
(Applicable for coated Rockpanel Durable boards.)



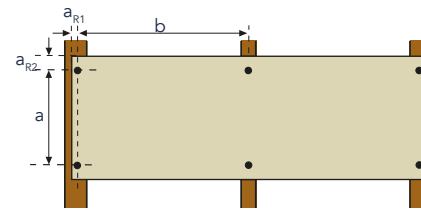
- Location in country
- Distance from coast > 10 km
- Site altitude ≤ 50 m
- Building height ≤ 10 m
- Strength class wooden substructure C24 according EN338
- Aluminium substructure according ETA
- $a_{R1} \geq 15 \text{ mm}$ and $a_{R2} \geq 50 \text{ mm}$

Basic wind velocity		22 m/s	23 m/s	24 m/s	25 m/s	26m/s
	b	$a_M (a_R)$	$a_M (a_R)$	$a_M (a_R)$	$a_M (a_R)$	$a_M (a_R)$
8 mm panels						
	600	330 (500)	-	-	-	-
Rockpanel Torx-screw	500	400 (600)	365 (550)	335 (505)	310 (465)	285 (430)
	400	500 (600)	455 (580)	420 (565)	385 (550)	355 (535)
Rivet onto aluminium	600	405 (600)	-	-	-	-
	500	490 (600)	445 (580)	410 (565)	380 (550)	350 (535)
	400	600 (600)	560 (580)	515 (565)	475 (550)	435 (535)
6 mm panels						
Rockpanel Torx-screw	400	300 (300)	285 (300)	260 (300)	240 (300)	225 (300)
	300	300 (300)	300 (300)	300 (300)	300 (300)	300 (300)

- If the table shows no fixing distance (-), contact Rockpanel for the possibilities and specific advice.
- For applications < 10 km from the coast, also at higher site altitudes and higher wind speeds, Rockpanel should be consulted.
- For buildings with a height > 10 m, also for buildings with a non-conventional shape Rockpanel should be consulted.
- The specification of the Rockpanel screw and rivet should be in accordance with the appropriate ETA.

Maximum fixing distances for Rockpanel board material on a wooden or aluminium substructure
(Applicable for coated Rockpanel Durable boards.)

- Location in country
- Distance from coast > 10 km
- Site altitude ≤ 50 m
- Building height ≤ 10 m
- Strength class wooden substructure C24 according EN338
- Aluminium substructure according ETA
- $a_{R1} \geq 15$ mm and $a_{R2} \geq 50$ mm



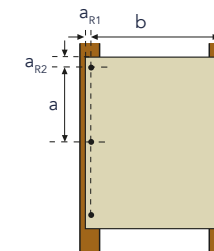
Basic wind velocity		22 m/s	23 m/s	24 m/s	25 m/s	26 m/s
	b	a	a	a	a	a
8 mm panels						
Rockpanel	600	275	-	-	-	-
Torx-screw	500	350	310	280	250	220
	400	440	415	375	335	305
	600	380	-	-	-	-
Rivet onto aluminium	500	440	425	385	345	315
	400	440	425	415	400	395
6 mm panels						
Rockpanel	400	300	285	255	230	205
Torx-screw	300	300	300	300	300	290

- If the table shows no fixing distance (-), contact Rockpanel for the possibilities and specific advice.
- For applications < 10 km from the coast, also at higher site altitudes and higher wind speeds, Rockpanel should be consulted.
- For buildings with a height > 10 m, also for buildings with a non-conventional shape Rockpanel should be consulted.
- The specification of the Rockpanel screw and rivet should be in accordance with the appropriate ETA.

Calculation examples: fixing distances

Maximum fixing distances for Rockpanel board material on a wooden or aluminium substructure
(Applicable for coated Rockpanel Durable boards.)

- Location in country
- Distance from coast > 10 km
- Site altitude ≤ 50 m
- Building height ≤ 10 m
- Strength class wooden substructure C24 according EN338
- Aluminium substructure according ETA
- $a_{R1} \geq 15 \text{ mm}$ and $a_{R2} \geq 50 \text{ mm}$

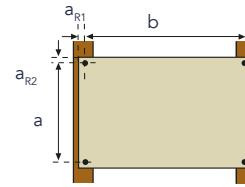


Basic wind velocity		22 m/s	23 m/s	24 m/s	25 m/s	26 m/s
	b	a	a	a	a	a
8 mm panels						
Rockpanel	600	-	-	-	-	-
Torx-screw	500	-	-	-	-	-
	400	565	515	475	435	-
Rivet onto aluminium	600	-	-	-	-	-
	500	-	-	-	-	-
	400	600	580	565	550	-
6 mm panels						
Rockpanel	400	-	-	-	-	-
Torx-screw	300	300	300	300	300	-

- If the table shows no fixing distance (-), contact Rockpanel for the possibilities and specific advice.
- For applications < 10 km from the coast, also at higher site altitudes and higher wind speeds, Rockpanel should be consulted.
- For buildings with a height > 10 m, also for buildings with a non-conventional shape Rockpanel should be consulted.
- The specification of the Rockpanel screw and rivet should be in accordance with the appropriate ETA.

Maximum fixing distances for Rockpanel board material on a wooden or aluminium substructure
(Applicable for coated Rockpanel Durable boards.)

- Location in country
- Distance from coast > 10 km
- Site altitude ≤ 50 m
- Building height ≤ 10 m
- Strength class wooden substructure C24 according EN338
- Aluminium substructure according ETA
- $a_{R1} \geq 15 \text{ mm}$ and $a_{R2} \geq 50 \text{ mm}$



Basic wind velocity		22 m/s	23 m/s	24 m/s	25 m/s	26 m/s
	b	a	a	a	a	a
8 mm panels						
Rockpanel	600	-	-	-	-	-
Torx-screw	500	-	-	-	-	-
	400	440	425	415	400	-
Rivet onto aluminium	600	-	-	-	-	-
	500	-	-	-	-	-
	400	440	425	415	400	-
6 mm panels						
Rockpanel	400	-	-	-	-	-
Torx-screw	300	300	300	300	300	-

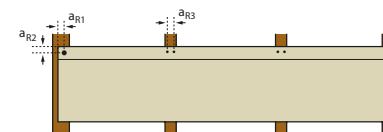
- If the table shows no fixing distance (-), contact Rockpanel for the possibilities and specific advice.
- For applications < 10 km from the coast, also at higher site altitudes and higher wind speeds, Rockpanel should be consulted.
- For buildings with a height > 10 m, also for buildings with a non-conventional shape Rockpanel should be consulted.
- The specification of the Rockpanel screw and rivet should be in accordance with the appropriate ETA.

Calculation examples: fixing distances

Tongue and groove cladding boards

Maximum fixing distances for Rockpanel Lines² on a wooden substructure
Rockpanel Lines² 8 mm

- Location in country
- Distance from coast > 10 km
- Site altitude ≤ 50 m
- Strength class wooden substructure C24 according EN338
- Aluminium substructure according ETA
- $a_{R1} \geq 15$ mm, $a_{R2} = 15$, $a_{R3} \geq 20$ mm



Maximum permissible building height (m) for Lines² 8 mm with a 2-field span, fixed using a single Rockpanel clip at the intermediate battens. Clips and screws for fixing are supplied by Rockpanel.

Basic wind velocity	Span c.t.c. (mm)	Lines ² 8 XL		Lines ² 8 S	
		Zone B: Middle area	Zone A: Corner area	Zone B: Middle area	Zone A: Corner area
22 m/s	500	30*	-	30*	30*
	400	30*	7	30*	30*
23 m/s	500	20*	-	30*	20
	400	30*	5	30*	30*
24 m/s	500	15	-	30*	20
	400	30*	-	30*	30*
25 m/s	500	15	-	30*	15
	400	30	-	30*	30
26 m/s	500	10	-	30*	10
	400	20	-	30*	20

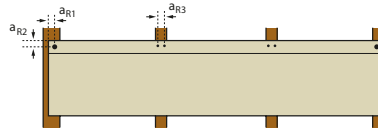
Maximum permissible building height (m) Lines² 8 mm with a 2-field span, fixed using a double Rockpanel clip at the intermediate battens. Clips and screws for fixing are supplied by Rockpanel.

Basic wind velocity	Span c.t.c. (mm)	Lines ² 8 XL		Lines ² 8 S	
		Zone B: Middle area	Zone A: Corner area	Zone B: Middle area	Zone A: Corner area
22 m/s	500	30*	30*	30*	30*
	400	30*	30*	30*	30*
23 m/s	500	30*	30*	30*	30*
	400	30*	30*	30*	30*
24 m/s	500	30*	20	30*	30*
	400	30*	30*	30*	30*
25 m/s	500	30*	20	30*	30*
	400	30*	30	30*	30*
26 m/s	500	30	15	30*	30
	400	30*	30	30*	30*

- If the table shows no fixing distance (-), contact Rockpanel for the possibilities and specific advice.
 - For applications < 10 km from the coast, also at higher site altitudes and higher wind speeds, Rockpanel should be consulted.
 - The specification of the Rockpanel screw and rivet should be in accordance with the appropriate ETA.
- * Higher buildings not calculated. Contact Rockpanel for advice

Maximum fixing distances for Rockpanel Lines² on a wooden substructure
 Rockpanel Lines² 10 mm

- Location in country
- Distance from coast > 10 km
- Site altitude ≤ 50 m
- Strength class wooden substructure C24 according EN338
- Aluminium substructure according ETA
- $a_{R1} \geq 15$ mm, $a_{R2} = 15$, $a_{R3} \geq 20$ mm



Maximum permissible building height (m) Lines² 10 mm with a 2-field span, fixed using a single Rockpanel ring shank nail, 2,1/2,3 x 27 mm at the intermediate battens.

Basic wind velocity	Span c.t.c. (mm)	Lines ² 10 XL		Lines ² 10 S	
		Zone B: Middle area	Zone A: Corner area	Zone B: Middle area	Zone A: Corner area
22 m/s	600	-	-	30	10
	500	5	-	30*	20
23 m/s	600	-	-	20	7
	500	-	-	30*	15
24 m/s	600	-	-	15	5
	500	-	-	30	10
25 m/s	600	-	-	10	-
	500	-	-	20	7
26 m/s	600	-	-	7	-
	500	-	-	15	5

Maximum permissible building height (m) Lines² 10 mm with a 2-field span, fixed using a double Rockpanel ring shank nail, 2,1/2,3 x 27 mm at the intermediate battens.

Basic wind velocity	Span c.t.c. (mm)	Lines ² 10 XL		Lines ² 10 S	
		Zone B: Middle area	Zone A: Corner area	Zone B: Middle area	Zone A: Corner area
22 m/s	600	30	10	30*	30*
	500	30*	20	30*	30*
23 m/s	600	20	7	30*	30
	500	30*	15	30*	30*
24 m/s	600	15	7	30*	20
	500	30	15	30*	30*
25 m/s	600	10	5	30*	15
	500	20	10	30*	30*
26 m/s	600	7	-	30	10
	500	15	7	30*	30*

- If the table shows no fixing distance (-), contact Rockpanel for the possibilities and specific advice.
 - For applications < 10 km from the coast, also at higher site altitudes and higher wind speeds, Rockpanel should be consulted.
 - The specification of the Rockpanel screw and rivet should be in accordance with the appropriate ETA.
- * Higher buildings not calculated. Contact Rockpanel for advice

Maintenance

Rockpanel cladding boards are as durable as stone, resistant to weather, temperature and UV, and require very little maintenance.

Cleaning

We advise the boards are cleaned once per year with water. If desired, the panels can be cleaned with a car shampoo or an all-purpose cleaner, diluted as indicated by the manufacturer.

Extra protection with ProtectPlus

Rockpanel Colours can be optionally finished with a ProtectPlus layer. Rockpanel Premium, Woods, Stones, Brilliant, Chameleon and Metallics (with the exception of Aluminium White and Aluminium Grey) have a standard ProtectPlus finish. Due to the tightly closed surface of the ProtectPlus layer, it is almost impossible for dirt to attach itself. The strength of the ProtectPlus layer means that the surface of the boards can remain dirt free for years to come. The layer does not lose its effectiveness over time, and is therefore one of the best self-cleaning cladding surfaces on the market. Additionally the ProtectPlus layer ensures even better colour fastness. Graffiti is easy to remove with Rockpanel Graffiti Cleaner.

Repainting

Rockpanel Colours, Rockpanel Lines² and Rockpanel Uni are finished with a water-based coating system which makes it possible to repaint if desired for aesthetic reasons. For advice on repainting, Rockpanel recommends contacting the paint supplier for specific instructions. Note that it is not possible to repaint Rockpanel board material that has a ProtectPlus finish (this applies to Rockpanel Colours with ProtectPlus, Rockpanel Premium, Woods, Stones, Brilliant, Rockpanel Metallics and Rockpanel Chameleon).

Attention: If Rockpanel board material (Colours without ProtectPlus, Lines², Ply and Uni) is (re)paint-ed, properties of the board related to its coating may change. In this instance, you should fully consider colour, surface structure and the vapour-permeable properties of Rockpanel. If you wish to repaint Rockpanel Colours in an unventilated application, it is important that you consider and evaluate with the paint supplier the moisture- regulating properties of the new paint to be applied.

Colour stable


Rockpanel boards are treated with a water-based coating that maintains their appearance, colour and finish for years to come. The table below shows the performance of the Rockpanel boards after a weathering test of 3.000 and 5.000 hours. This represents the weathering on a vertical south-facing facade.

The ProtectPlus coating is applied as standard on Rockpanel Premium, Woods, Stones, Metallics, Brilliant and Chameleon.

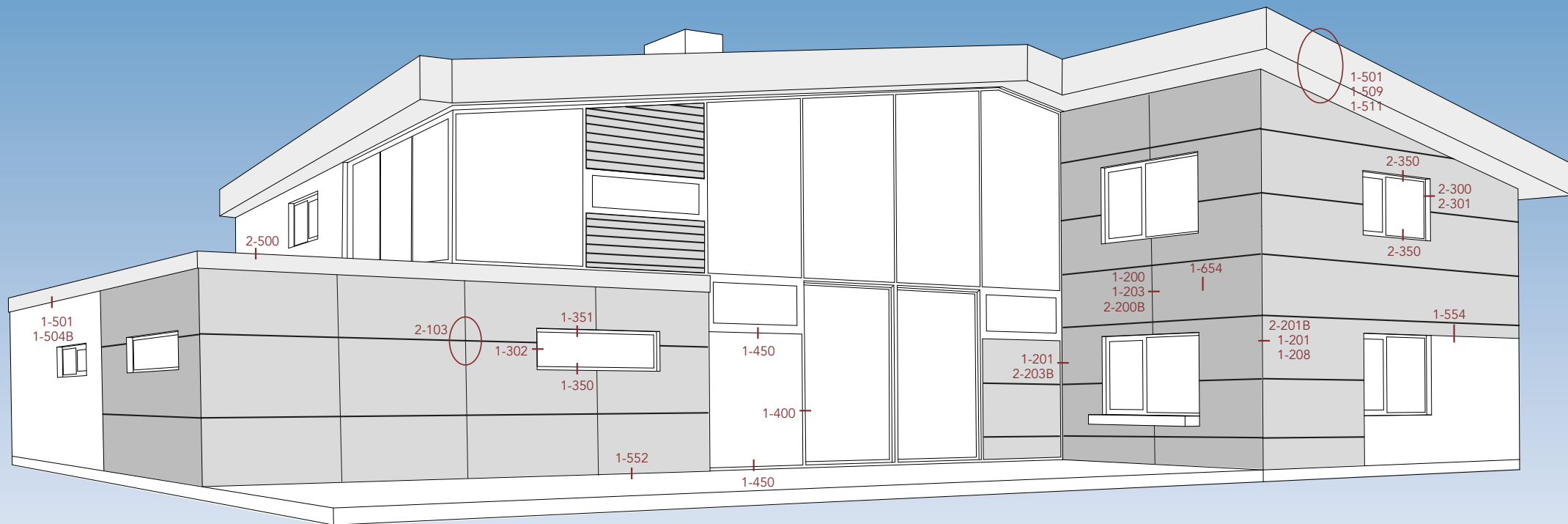
Colour stable

Product	Value 3.000 hours	Value 5.000 hours	Unit
Premium	4-5	4 or better	Greyscale
Colours	4	3-4 or better	Greyscale
Colours (ProtectPlus)	4-5	4 or better	Greyscale
Woods	4-5	4 or better	Greyscale
Stones	4-5	4 or better	Greyscale
Metallics	4-5	4 or better	Greyscale
Brilliant	4-5	4 or better	Greyscale
Chameleon	4-5	4 or better	Greyscale
Lines ²	4	3-4 or better	Greyscale
Uni	-	3 or better	Greyscale

Standard: EN 20105-A02



Details



Facade

Aluminium sub frame 124 - 127

- 2-103: mechanically fixed: principles
- 2-200B: mechanically fixed to aluminium supports, abutment vertical joint
- 2-201B: mechanically fixed to aluminium supports, external corner
- 2-203B: mechanically fixed to aluminium supports, internal corner
- 2-300: mechanically fixed: horizontal junction to a window frame
- 2-301: mechanically fixed: horizontal junction to a window frame, finished with a metal sheet
- 2-350: mechanically fixed: vertical junction to a window frame
- 2-500: mechanically fixed: vertical cross section at flat roof

Wooden sub frame 128 - 132

- 1-200: mechanically fixed to timber supports, with vertical joints
- 1-201: mechanically fixed to timber supports, internal and external corner
- 1-203: mechanically fixed to timber supports, vertical joints, vertical intermediate fastening using a Rockpanel strip
- 1-208: mechanically fixed to timber supports, with external corner profile in aluminium
- 1-302: mechanically fixed to timber supports, horizontal window-frame junction with profile F
- 1-350: mechanically fixed to timber supports, vertical junction at window-sill
- 1-351: mechanically fixed to timber supports, vertical junction at window head
- 1-552: mechanically fixed: connection at ground level
- 1-554: mechanically fixed: junction to a plaster wall

Sustainable construction

BRE-certified construction 132

- 1-654: Vertical cross section of a ventilated facade on a wooden sub frame

Roofline

New build 133

- 1-501: mechanically fixed: fascia board new build
- 1-509: mechanically fixed: soffit board new build

Renovation 134

- 1-504B: mechanically fixed: fascia board renovation
- 1-511: mechanically fixed: soffit board renovation

Detailing

Non-ventilated applications 135

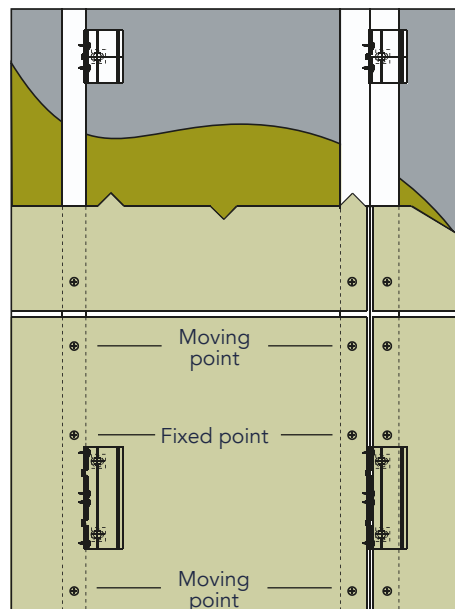
- 1-400: mechanically fixed: non-ventilated infilling (horizontal)
- 1-450: mechanically fixed: non-ventilated infilling (vertical)

These CAD details provide basic guidelines and should be checked on relevance and accuracy when considered for actual installation.

Facade

Aluminium
sub frame

Mechanically fixed: principles



Detail 2-103

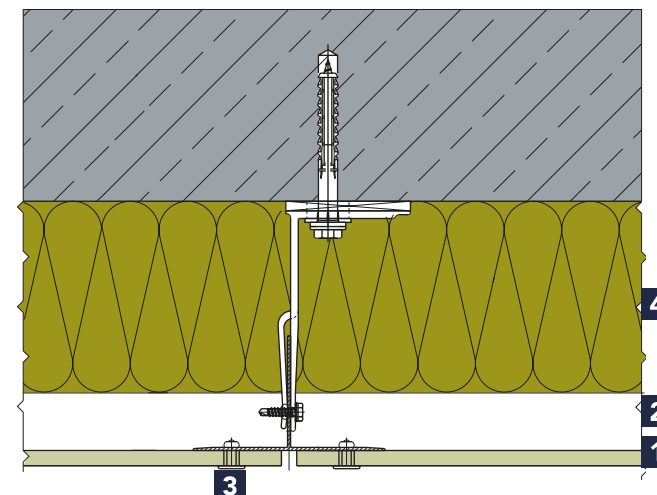
Note:

Rockpanel cannot be used unventilated with aluminium support structures.

Attention:

For aluminium constructions in an open facade Rockpanel recommends a cavity depth of 40 mm - 100 mm.

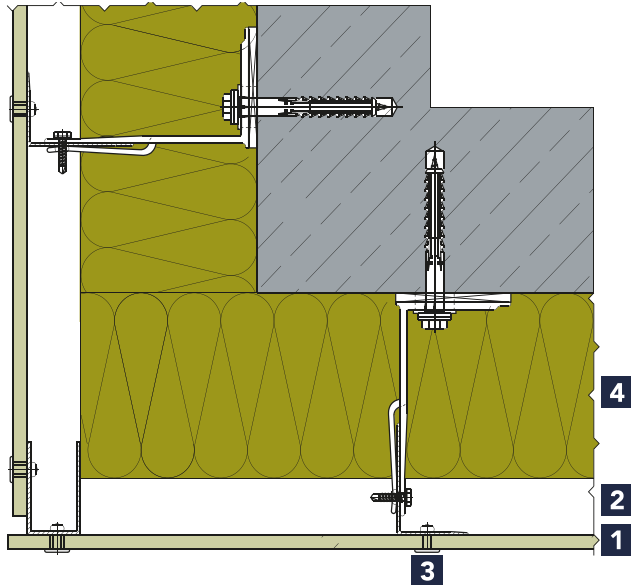
Mechanically fixed to aluminium supports, abutment vertical joint



Detail 2-200B

- 1 Rockpanel ≥ 8 mm
- 2 Ventilation
- 3 Rivet according to specifications
- 4 Insulation (for example ROCKWOOL)

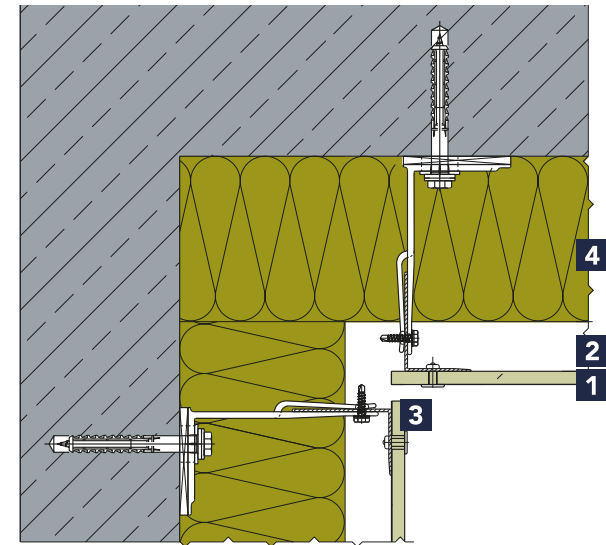
Mechanically fixed to aluminium supports, external corner



Detail 2-201B

- 1** Rockpanel ≥ 8 mm
- 2** Ventilation
- 3** Rivet according to specifications
- 4** Insulation (for example ROCKWOOL)

Mechanically fixed to aluminium supports, internal corner



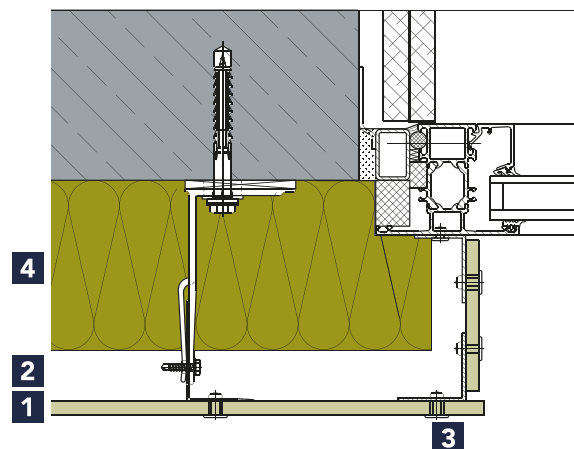
Detail 2-203B

- 1** Rockpanel ≥ 8 mm
- 2** Ventilation
- 3** Rivet according to specifications
- 4** Insulation (for example ROCKWOOL)

Facade

Aluminium
sub frame

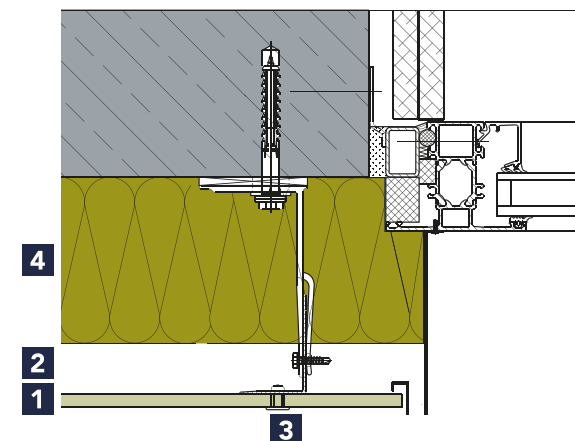
Mechanically fixed, horizontal junction to a window frame



Detail 2-300

- 1 Rockpanel ≥ 8 mm
- 2 Ventilation
- 3 Rivet according to specifications
- 4 Insulation (for example ROCKWOOL)

Mechanically fixed, horizontal junction to a window frame, finished with a metal sheet



Detail 2-301

- 1 Rockpanel ≥ 8 mm
- 2 Ventilation
- 3 Rivet according to specifications
- 4 Insulation (for example ROCKWOOL)

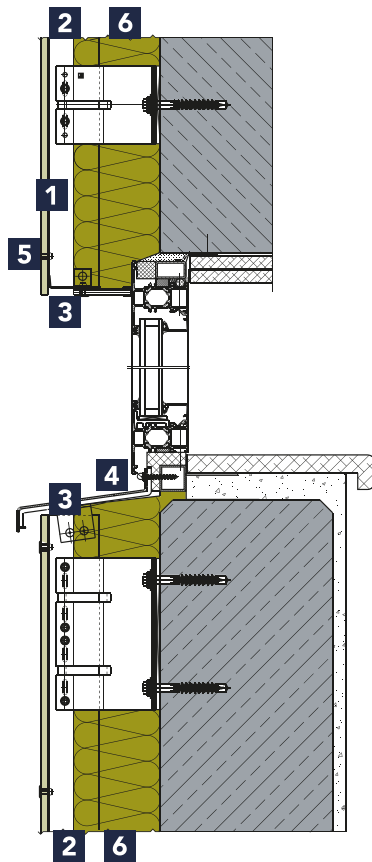
Note:

Rockpanel cannot be used unventilated with aluminium support structures.

Attention:

For aluminium constructions in an open facade Rockpanel recommends a cavity depth of 40 mm - 100 mm.

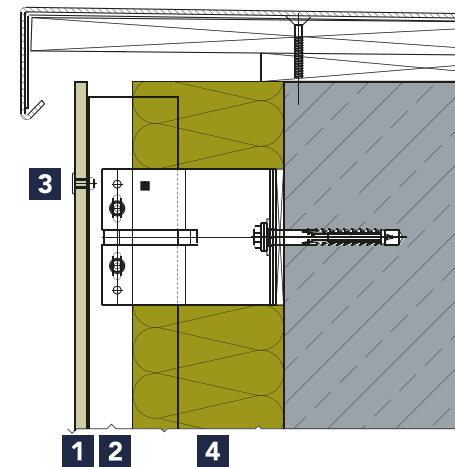
Mechanically fixed, vertical junction over window frame



Detail 2-350

- 1** Rockpanel ≥ 8 mm
- 2** Ventilation
- 3** Ventilation profile / ventilated opening
- 4** Aluminium window-sill with bulk-head
- 5** Rivet according to specifications
- 6** Insulation (for example ROCKWOOL)

Mechanically fixed, vertical cross section at flat roof



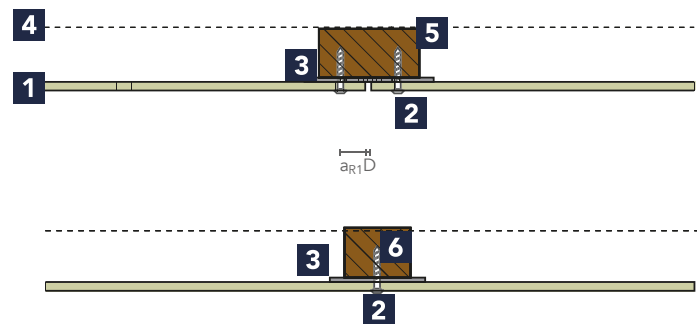
Detail 2-500

- 1** Rockpanel ≥ 8 mm
- 2** Ventilation
- 3** Rivet according to specifications
- 4** Insulation (for example ROCKWOOL)

Facade

Wooden
sub frame

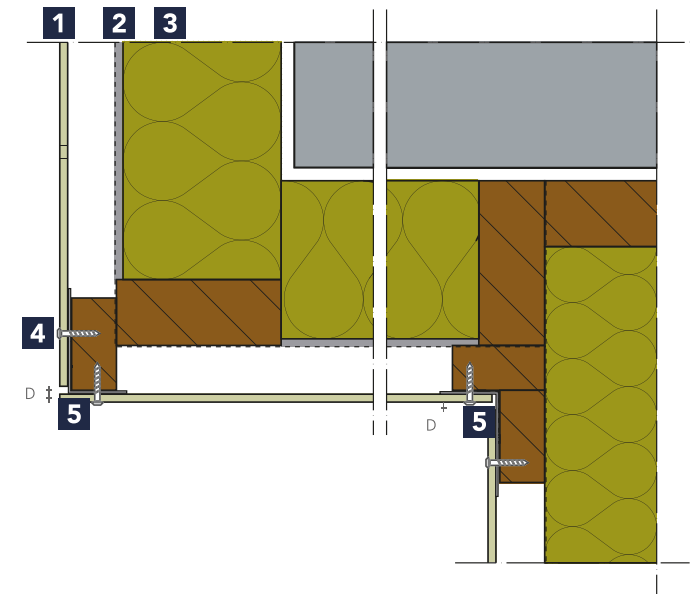
Mechanically fixed to timber support, with vertical joints



Detail 1-200

- 1** Rockpanel ≥ 6 mm
 - 2** Rockpanel screw
 - 3** EPDM foam gasket
 - 4** Breathable membrane
 - 5** Battens $\geq 28 \times 70$ mm
 - 6** Battens $\geq 28 \times 45$ mm
- D Assembly joint
 $a_{R1} \geq 15$ mm edge distance

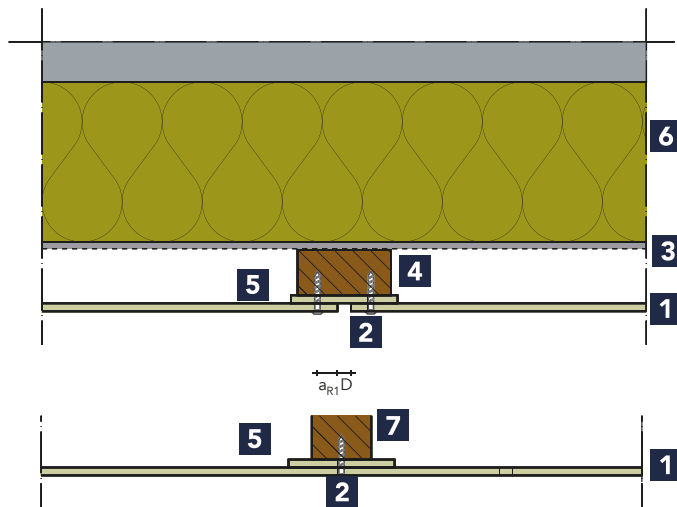
Mechanically fixed to timber supports, internal and external corner



Detail 1-201

- 1** Rockpanel ≥ 6 mm
 - 2** Breathable membrane
 - 3** Insulation (for example ROCKWOOL)
 - 4** Rockpanel screw
 - 5** EPDM foam gasket
- D Assembly joint

Mechanically fixed to timber supports, with vertical joints with vertical intermediate fastening using a Rockpanel Strip



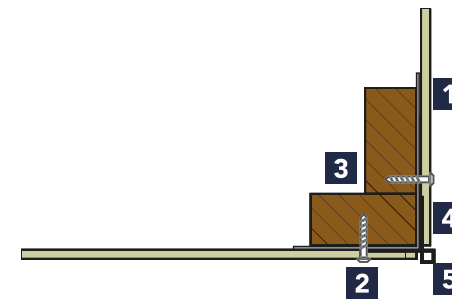
Detail 1-203

- 1** Rockpanel ≥ 6 mm
 - 2** Rockpanel ring shank nail 40 mm
 - 3** Breathable membrane
 - 4** Battens $\geq 28 \times 70$ mm
 - 5** Rockpanel Strip (Edge distance on both sides 15 mm)
 - 6** Insulation (for example ROCKWOOL)
 - 7** Lat $\geq 28 \times 45$ mm
- D Assembly joint
- $a_{R1} \geq 15$ mm edge distance

Note:

The hammer-in or screw-in depth is reduced for attachment on Rockpanel strips. Use the 40 mm nail for sufficient screw-in depth.

Mechanically fixed to timber supports, with vertical external aluminium corner profile



Detail 1-208

- 1** Rockpanel ≥ 6 mm
- 2** Rockpanel screw
- 3** Battens $\geq 28 \times 70$ mm
- 4** EPDM foam gasket
- 5** Rockpanel corner profile type D

Facade

Wooden
sub frame

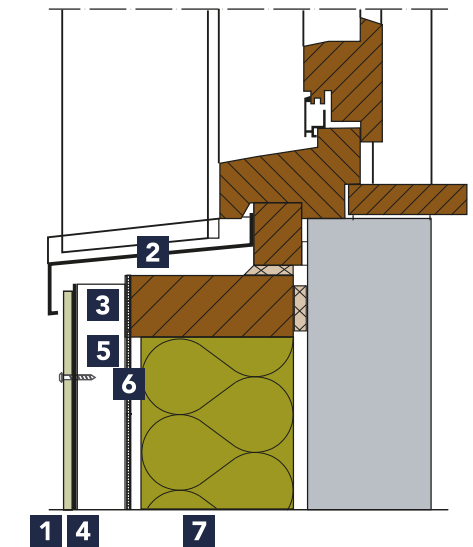
Mechanically fixed to timber supports, horizontal window-frame junction with profile



Detail 1-302

- 1** Rockpanel ≥ 8 mm
 - 2** Wooden frame
 - 3** Breathable membrane
 - 4** Insulation (for example ROCKWOOL)
 - 5** Clearance of prefab element
 - 6** PU foam
 - 7** EPDM foam gasket
 - 8** Rockpanel screw
 - 9** Profile F
- D Assembly joint
 $a_{R1} \geq 15$ mm edge distance

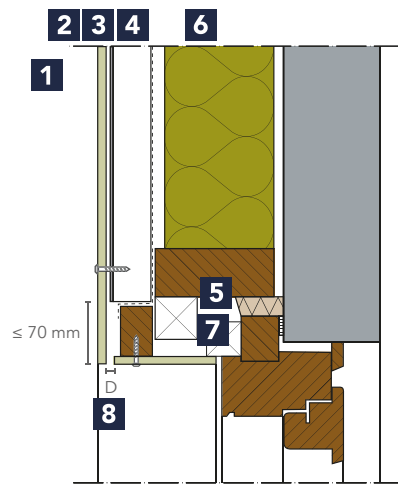
Mechanically fixed to timber supports, vertical junction at window-sill



Detail 1-350

- 1** Rockpanel ≥ 8 mm
- 2** Aluminium window-sill with bulkhead
- 3** Ventilation
- 4** EPDM foam gasket
- 5** Batts
- 6** Breathable membrane
- 7** Insulation (for example ROCKWOOL)

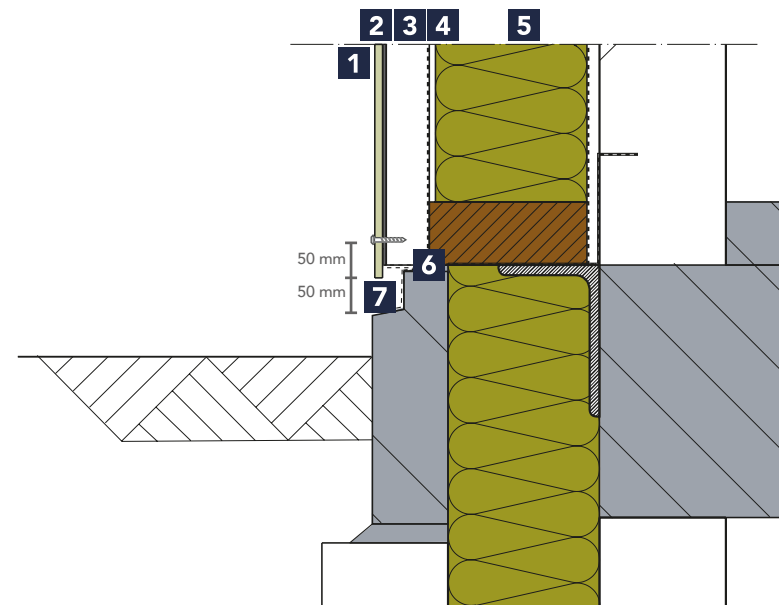
Mechanically fixed to timber supports, junction at window head



Detail 1-351

- 1** Rockpanel ≥ 8 mm
 - 2** EPDM foam gasket
 - 3** Battens
 - 4** Breathable membrane
 - 5** Framework
 - 6** Insulation (for example ROCKWOOL)
 - 7** PU foam
 - 8** Rockpanel ring shank nail or screw
- D Assembly joint

Mechanically fixed, connection at ground level



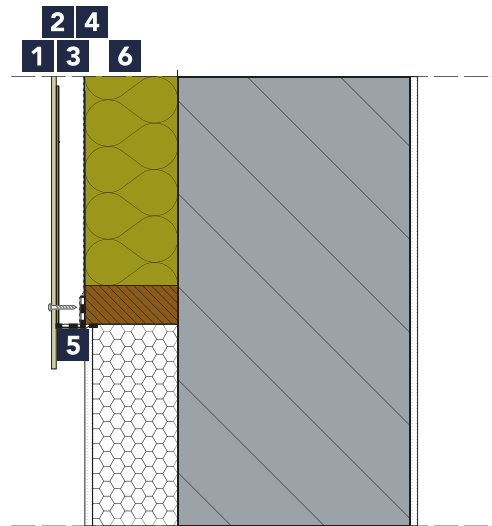
Detail 1-552

- 1** Rockpanel ≥ 8 mm
- 2** EPDM foam gasket
- 3** Battens / ventilation
- 4** Breathable membrane
- 5** Insulation (for example ROCKWOOL)
- 6** Flashing / cavity tray
- 7** Ventilation profile

Facade

Wooden sub frame

**Mechanically fixed,
junction to a plaster wall**



Detail 1-554

- 1** Rockpanel ≥ 8 mm
- 2** EPDM foam gasket
- 3** Battens / ventilation
- 4** Breathable membrane
- 5** Ventilation profile
- 6** Insulation (for example ROCKWOOL)

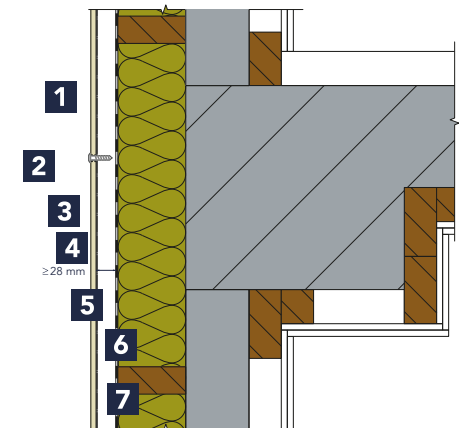
Sustainable construction

BRE certified construction



The detail given above is 1 of the 16 BRE certified constructions with Rockpanel cladding material based on Certificate of Approval Environmental Profiles No: ENP 427. Contact Rockpanel for more information and other BRE certified CAD drawings.

**Vertical cross section of a
ventilated facade on a
wooden sub frame**



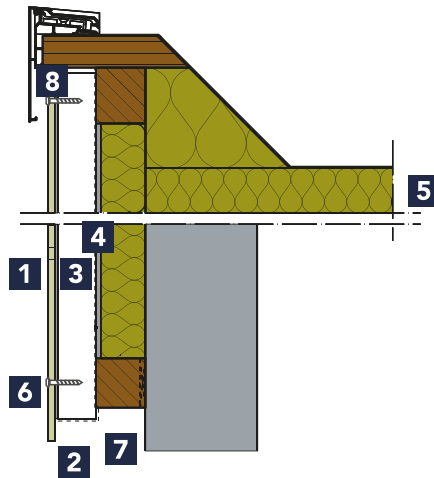
Detail 1-654

- 1** Rockpanel ≥ 8 mm
- 2** Rockpanel Torx screw
- 3** EPDM foam gasket
- 4** Timber battens
- 5** Breathable membrane
- 6** Insulation (for example ROCKWOOL)
- 7** Horizontally laid timber batten

Roofline

New build

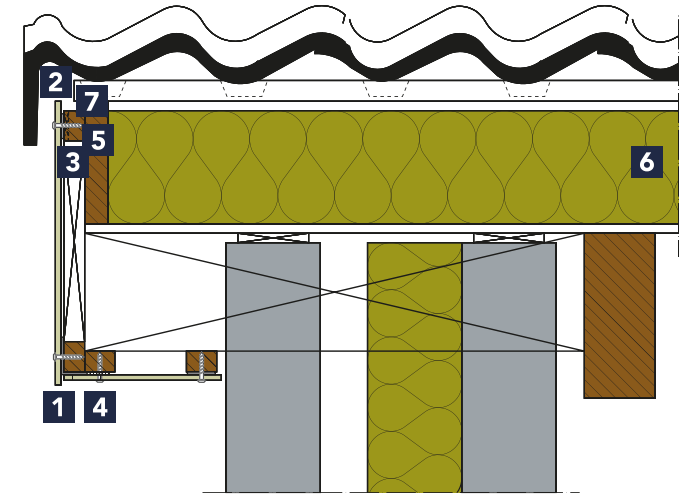
Mechanically fixed to timber supports,
fascia board new build



Detail 1-501

- 1** Rockpanel 6 or 8 mm
- 2** EPDM foam gasket
- 3** Battens ≥ 28 mm
- 4** Breathable membrane
- 5** Insulation (for example ROCKWOOL)
- 6** Rockpanel ring shank nail or screw
- 7** Ventilation profile
- 8** Ventilation joint

Mechanically fixed to timber supports,
soffit board new build



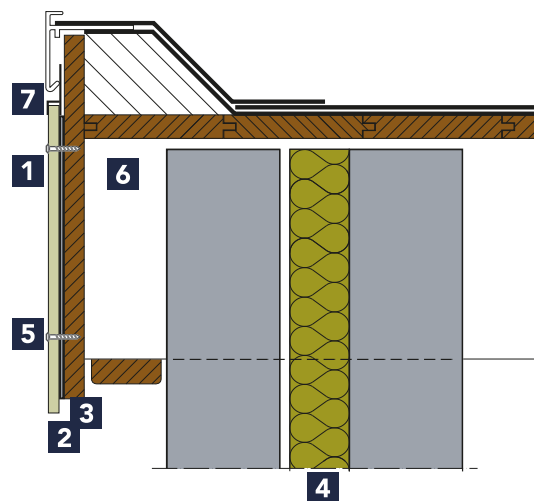
Detail 1-509

- 1** Rockpanel 6 or 8 mm
- 2** Ventilation joint
- 3** EPDM foam gasket
- 4** Rockpanel screw
- 5** Battens
- 6** Insulation (for example ROCKWOOL)
- 7** Ventilation gap in horizontal battens

Roofline

Renovation

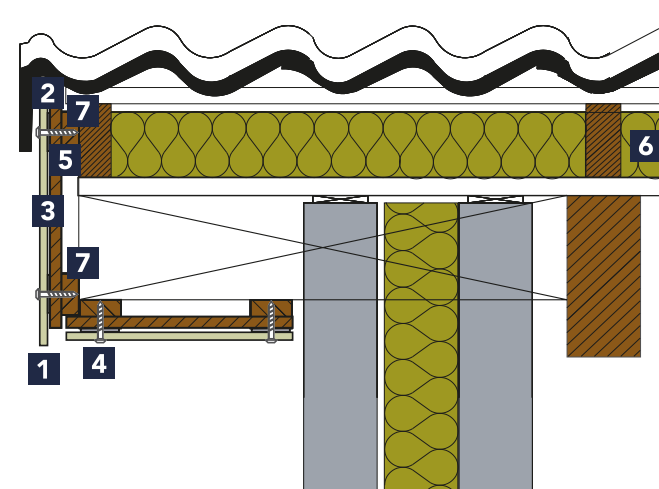
Mechanically fixed to timber supports, fascia board renovation



Detail 1-504B

- 1 Rockpanel 6 or 8 mm
- 2 EPDM foam gasket
- 3 Wooden fascia board (in healthy condition)
- 4 Insulation (for example ROCKWOOL)
- 5 Rockpanel screw
- 6 Ventilation
- 7 Chair profile

Mechanically fixed to timber supports, soffit board renovation



Detail 1-511

- 1 Rockpanel 6 or 8 mm
- 2 Ventilation (existing)
- 3 EPDM foam gasket
- 4 Rockpanel screw
- 5 Existing multi-ply cladding (in healthy condition)
- 6 Insulation (for example ROCKWOOL)
- 7 Ventilation gap in horizontal battens

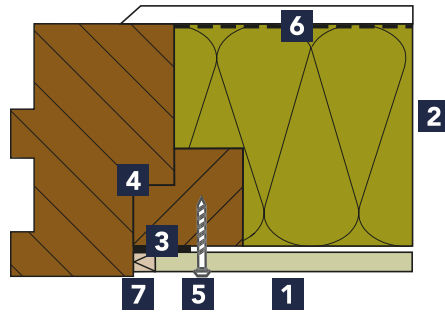
Attention:

An EPDM foam gasket should be provided to ensure watertight connections at the point where the Rockpanel sheet is fixed over the existing sub frame.

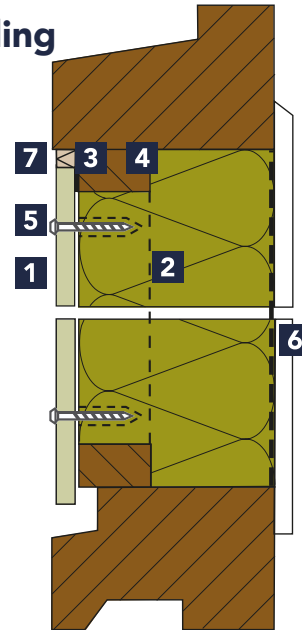
Detailing

Non-ventilated applications

Mechanically fixed to timber support, non-ventilated infilling



(horizontal)



(vertikal)

Detail 1-400

- 1** Rockpanel Colours (without ProtectPlus) 6 or 8 mm
- 2** Insulation (for example ROCKWOOL)
- 3** Non-sticking layer, for example PE-foil
- 4** Battens
- 5** Rockpanel screw
- 6** Vapour barrier, $s_d > 10$ m
- 7** Sustainable weather resistant and elastic sealant

Detail 1-450

Attention:

Pre-conditions for non-ventilated applications see page 107.

The Rockpanel website is designed to be an easy-to-use resource for those wishing to find out more about our products. Its clear navigation ensures that you have access to a wealth of information and your questions can be answered.

Specifications

Select the relevant specification along with the selected material to match your product finish, colour and accessory requirements. All specifications are downloadable on www.rockpanel.co.uk.

Building Information Modelling

Building Information Modelling (BIM) is an increasingly important aspect of the planning and implementation of construction projects. In order to help with this process, the Rockpanel website provides BIM data files for the full range of our sustainable facade panels, which you can access and insert into digital building models. The BIM data files can be downloaded from the website.

CAD drawings

Rockpanel offers a wide range of CAD drawings online. The drawings are easy to download in PDF, DXF and DWG files and illustrate clearly how specific design details can be produced.

Sample request

On the Rockpanel website www.rockpanel.co.uk you can easily request your sample.

References

- Register to receive 4 e-mails a year containing Rockpanel reference projects from across the globe.
- Go to the "Inspiration" section on our website for more stimulating projects!
- If you want to receive reference cards with inspiring case studies, order reference cards online.

ETA and CE marking

With regard to the EOTA procedure for innovative products, Rockpanel boards have been evaluated and approved in accordance with the European Assessment Document (EAD) no. 090001-00-0404. On the basis of this guideline Rockpanel products have received a European Technical Assessment (ETA).

With regard to the ETA all products have a declaration of performance and CE marking thereby fully complying with the construction product regulations in the UK and Europe.

ETA and description:

- ETA-13/0340:
Rockpanel Colours and ProtectPlus A2 (FS-Xtra) 9 mm
- ETA-07/0141:
Rockpanel Colours and ProtectPlus Durable 8 mm
- ETA-08/0343:
Rockpanel Colours Durable 6 mm
- ETA-13/0648:
Rockpanel Durable Natural 10 mm
- ETA-13/0204:
Rockpanel Lines² 8 and 10 mm
- ETA-13/0019:
Rockpanel Ply 8 mm and 10 mm
- ETA-17/0619:
Rockpanel Uni 6 mm

BRE Global A+ / A rated ¹

On the basis of a Life Cycle Assessment (LCA), BRE Global granted Rockpanel an Environmental Product Declaration (EPD) that showed that Rockpanel products are acknowledged as amongst the best performing in their category with A+ and A ratings for various structures.



Environmental Profiles of
Construction Products SD028
Certificate No. ENP427

Rockpanel Reference cards

The reference cards show how exceptional designs created with Rockpanel products tell the stories behind the facades. Create your own collection of case studies.

Request the case studies from the “inspiration” section at www.Rockpanel.co.uk.



The greatest possible care has been taken in the design and composition of this guide. Nevertheless, we cannot guarantee the completeness and correctness of the information included herein. Price and product changes are reserved. Illustrations, colours, descriptions and information relating to dimensions, characteristics etc. apply only by approximation and are not binding. All of the information in this guide is protected by copyright. This guide, the texts, photos, other information included therein and/ or parts thereof may not be reproduced, modified or published without the prior written approval of Rockpanel.

BREEAM is a registered trademark of BRE (the Building Research Establishment Ltd. Community Trade Mark E5778551). The BREEAM marks, logos and symbols are the Copyright of BRE and are reproduced by permission.

Feature	Note	PLANKS			BASIC APPLICATIONS		NATURE FACADES		
		Rockpanel Lines ²	Rockpanel Uni	Rockpanel Ply	Rockpanel Natural	Rockpanel Woods	Rockpanel Stones		
APPLICATION									
High facades*	Height > 18 m					■	■	■	
Low facades	Height < 10 m	■	■	■	■		■	■	■
Detailed solutions for roofs		■	■	■					
AESTHETICS									
Type of cladding									
Board			■	■	■	■	■	■	■
Tongue and groove		■							
Weatherboarding	(EasyFix only for Durable or two visible attachments)						■	■	■
Dimensions									
Standard dimensions (mm)	2500x1200/3050x1200		■	■	■	■	■	■	■
Standard dimensions (mm)	3050x164/3050x295	■							
Customised dimensions						■ optional	■ optional	■ optional	
Special width (mm)	1250					■	■	■	
Thickness (mm)		8 & 10	6	8 & 10	10		8	8	
Surface									
Untreated						■			
Primer		■		■					
Coloured surface		■	■				Wood look	Stone look	
Customised surface									
ProtectPlus protective coating	Matt						■	■	
ProtectPlus protective coating	Silk matt								
ProtectPlus protective coating	High gloss								
Maintenance									
Can be painted		■	■ light		**	***			
Self-cleaning							■	■	
Fixing methods									
Invisible fixing	Mechanically	■							
	Adhesive						■	■	■
Screws			■	■	■	■	■	■	■
Nails			■	■	■	■	■	■	■
Rivets						■	■	■	■
FIRE SAFETY									
European fire class	B-s2,d0	■	■	■	■	■	■	■	■
	A2-s1,d0						■ optional	■ optional	

* For all medium and high rise buildings, we recommend the use of our A2 (FS-Xtra) grade boards (A2-s1,d0).
** Maintenance for Rockpanel Ply depends on the paint chosen. Please contact the paint manufacturer.
*** Rockpanel Natural boards age naturally; for further information see the product data sheet.

DESIGN FACADES

PREMIUM FACADES

Feature	Note	Rockpanel Colours	Rockpanel Colours ProtectPlus	Rockpanel Metallics	Rockpanel Brilliant	Rockpanel Chameleon	Rockpanel Premium
APPLICATION							
High facades*	Height >18 m	■	■	■	■	■	■
Low facades	Height < 10 m	■	■	■	■	■	■
Detailed solutions for roofs		■	■				
AESTHETICS							
Type of cladding							
Board		■	■	■	■	■	■
Tongue and groove							
Weatherboarding	(EasyFix only for Durable or two visible attachments)	■	■	■	■	■	
Dimensions							
Standard dimensions (mm)	2500x1200/3050x1200	■	■	■	■	■	■
Standard dimensions (mm)	3050x164/3050x295						
Customised dimensions		■ optional	■ optional	■ optional	■ optional	■ optional	■
Special width (mm)	1250	■	■	■	■		■
Thickness (mm)		6 & 8	8	8	8	8	9
Surface							
Untreated							
Primer							
Coloured surface		■	■	■	■	■	■
Customised surface							■
ProtectPlus protective coating	Matt						■
ProtectPlus protective coating	Silk matt		■	■			■
ProtectPlus protective coating	High gloss				■	■	■
Maintenance							
Can be painted		■					
Self-cleaning			■	■	■	■	■
Fixing methods							
Invisible fixing	Mechanically						
	Adhesive	■	■	■	■	■	
Screws		■	■	■	■	■	
Nails		■	■	■	■	■	
Rivets		■	■	■	■	■	■
FIRE SAFETY							
European fire class	B-s2,d0	■	■	■	■	■	
	A2-s1,d0	■ optional	■ optional	■ optional	■ optional	■ optional	■

BUILDING INSPIRATIONS



www.rockpanel.co.uk

Learn more about us, ask for product samples and be inspired by attractive reference projects.



www.facebook.com/rockpanel

Follow us and be the first to discover our latest international projects.



www.twitter.com/rockpanel

Follow us for the latest news and updates.



Engage and interact.