

ONA

Over countertop Fineceramic® basin



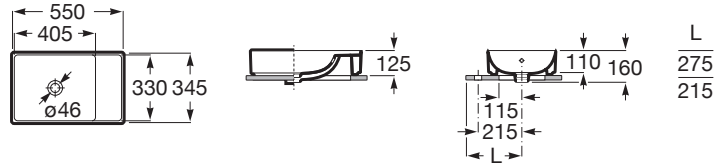
DIMENSIONS

Length 550 mm
 Width 345 mm
 Height 125 mm

COLOURS AND FINISHES

00 White


TECHNICAL DRAWINGS



FEATURES

- Asymmetrical
- Basin capacity (l): 3.5
- Bowl position: Left
- Installation type: Bowl / On countertop
- Integrated shelf
- Internal Shape: 6 - Rectangular
- Material: FINECERAMIC ®
- Shape: Rectangular
- Shelf position: Right
- Taphole configuration: No tapholes
- Trap: Not included
- Waste: Not included
- Weight (Kg): 12

COMPATIBLE WITH




Base unit for over countertop basin with one drawer

851726...




Base unit for over countertop basin with two drawers

851730...




Base unit for countertop basin with one drawer

851724...




Base unit for over countertop right hand basin with two drawers

851727...



Base unit for over countertop centered hand basin with two drawers

851728...




Base unit for over countertop left hand basin with two drawers

851729...



Click-clack universal waste. Vitreous plug Ø 65

5054015..



Totem Luxury Trap Titanium Black

5064031..



1 1/4" outlet connector for basin. 300 Pipe

506403110



Stop valve 1/2" - 3/8" (ceramic valve)

525164400



1 1/4" waste for basin / bidet with overflow and automatic plug

505400000



Click-clack universal waste. Vitreous plug Ø 65

505401100



Ona

Simple as nature. Ona pays homage to the diverse shapes of nature from our native Mediterranean. It is functional without ever appearing cold, with crisp aesthetics that follow the inherent warmth of the natural environment, made for those who enjoy the power of silent landscapes.



INSTALLATION AND USER MANUALS



PDF

[Cut template](#)