


# Storage, Handling & Cutting


## Storage



Always stack boards on a smooth flat surface clear of the ground.




If boards need to be stacked, always ensure blocks properly align.



Boards must never be stored on edge or upright. Protect edges from chipping.

Loose storage of boards on their edges is not recommended.




Store boards in dry conditions and under cover, fully protected from the weather and other trades at all times.

Cover boards to keep dry prior to fixing. If sheets do become wet, allow to dry thoroughly prior to fixing.

## Handling

When handling individual boards from stack, slide sideways and lift by spread arms on long edges to give even support and prevent excessive flexing of the board. Do not drag sheets off the stack. Protection gloves and footwear are recommended when moving boards. Boards are heavy; ensure H & SE guidelines are followed.



## Cutting

Use of a fine tooth hand saw or a power saw is recommended. Contact RCM for supply of recommended cutting blade.

Support both ends of the board when cutting to avoid breakaway.

When drilling, cutting or sanding cement manufactured products, wear safety glasses and approved dust mask or respirator. During clean up, contain dust by vacuum or wet down methods.

Safe disposal also requires containment of dust. Long term exposure to dust can be harmful to health. All suitable health and safety issues should be implemented. Health and safety data sheets available on request.

