

Uniclass L72511:D4	EPIC H3
CI/SfB 4 (53.9)+(74.29) X	

PRODUCT SELECTOR



HAND WASHING | SHOWERING | BATHING



**YOUR GUIDE TO THE UK'S
WIDEST RANGE OF SHOWERING,
WASHROOM CONTROLS, FITTINGS
AND SYSTEMS DESIGNED FOR
COMMERCIAL APPLICATIONS.**

**Water control technology
for healthcare, education,
sport, leisure and commercial
specifications.**

Technical Support: 0844 571 1777

Fax: 0844 472 3076

Email: rada_technical@mirashowers.com

Web: www.radacontrols.com

CONTENTS

		Digital Washroom Controls	6 - 17
		Individual Showering	18 - 41
		Group Showering	42 - 57
		Hand Washing	58 - 83
		Electronic Washroom Controls	84 - 107
		Bathing	108-113
		Shower Fittings	114 - 135
		Accessories	136 - 143

GETTING THE MOST FROM YOUR SELECTOR

A STEP-BY-STEP GUIDE TO THE RADA PRODUCT RANGE

Our intuitive guide is designed to aid the selection of appropriate washroom controls. Grouped by application and colour-coded for ease of use, each product is presented with relevant information, best practice applications, key features and benefits, approvals and plumbing schematics when relevant.

CONTENTS AND PAGE NAVIGATION

Use the contents and colour coding to quickly find your way around this selector.

Digital Washroom Controls	Individual Showering
Group Showering	Hand Washing
Electronic Washroom Controls	Bathing
Shower Fittings	Accessories

PRODUCT GUIDE INCLUDES

- **Product Description and Features**
- **Complementary products**
Where applicable typical options are identified - but the list is not exhaustive
- **Dimensions (mm)**
- **Installation Schematics**
Showing typical plumbing installations
- **Web Link**
Web links are provided where further information can be downloaded

KEY
Sector icons are meant as a guide only and suitability may vary for different applications



HEALTHCARE



EDUCATION



LEISURE



MULTI-RESIDENTIAL











SECURE



WASHROOM

COMPATIBILITY AND ASSURANCE

Throughout this product selector, product pages will use icons which demonstrate product characteristics and approvals. Please refer to the key below:

KEY		KEY	
	Buildcert approved to NHS DO8 specification Healthcare Standard		Suitable for High Pressure (above 1 bar)
	Buildcert approved to BS EN 1111 & 1287 Domestic Standard		Suitable for Low Pressure (below 1 bar)
	Third Party Certification, demonstrating compliance to UK Water Regulations		Legionella Management - indicates features to aid legionella control (HSE ACOP L8)
	Third Party Certification, demonstrating compliance to UK Water Regulations		Product designed to reduce water consumption



RADA WORLDWIDE

Rada products are also available throughout the world via subsidiaries and international agents in the following countries:

Australia, Austria, Belgium, Canada, Czech Republic & Slovakia, Denmark, Eire, France, Finland, Germany, Hong Kong, Japan, Netherlands, New Zealand, Poland, Singapore, South Africa, Spain, Sweden & Norway, Turkey, UK, USA.

If you would like to contact an international agent please find the details on our website: www.radacontrols.com



RADA DIGITAL WASHROOM CONTROLS

Rada has pioneered washroom and water flow control solutions since launching the very first thermostatic mixing valve in the 1930s. Today the company offers a new world of intelligent control based on the very latest digital technology and this makes many advanced features possible such as non-touch activation and temperature adjustment, plus the ability to specify a fixed blended temperature. Thermal disinfection and automatic duty flushing which assist in the control of Legionella bacteria also help ensure the highest standards of washroom hygiene. These digital solutions are for handwashing, showering, bathing or bidet use and offer an alternative to mechanical blending shown in other sections.

CONTENTS

8	Rada ACU-T3 with spout (190mm)
8	Rada ACU-T3 with spout (225mm)
9	Rada Sense - Washbasin T3
10	Rada Sense - Washbasin Kit T3
11	Rada Sense - Shower T3
12	Rada Sense - Shower Kit T3
13	Rada Sense - Dual Shower T3
14	Rada Sense - Bath/Shower T3
15	Rada Sense - Bath T3
16	Rada Sense - Bath Kit T3
17	Rada Sense - Bidet Kit T3



T-logic™ Digital Intelligence

Allows the user to operate, communicate and exchange information with the digital mixing valve to deliver the ultimate in safety, hygiene and control.



RADA ACU T3 DIGITAL HAND WASHING



T-logic™ Digital Intelligence

PRODUCT INFORMATION

PRODUCT CODE

Rada Acu-T3 DMV with 190mm spout

1.1664.001

Rada Acu-T3 DMV with 225mm spout

1.1664.002

TMV 3
Scheme

HP

L

WRAS



WEB LINK

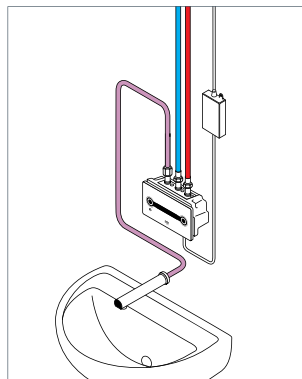
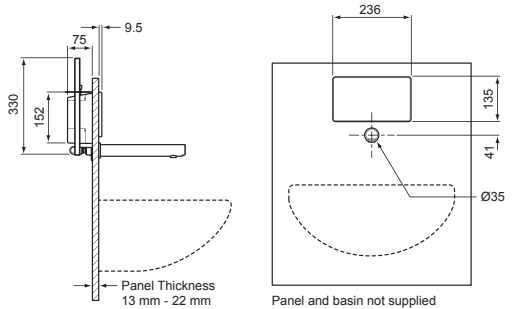
www.radacontrols.com/acu

PRODUCT DESCRIPTION

Concealed digital mixing valve for healthcare washbasins, offering non-touch control, programmable maximum, minimum and default temperatures, duty flush and thermal disinfection with temperature logging and data logging capabilities.

- Buildcert TMV3 Scheme Approved
- Non-touch ON/OFF spout activation or timed flow control and temperature adjustment
- Programmable flow times and temperatures, 3 optional pre-programmed modes
- Programmable 'duty flushing'; secure thermal disinfection with datalogging
- Valve access behind interface – no need to remove panel
- No surface temperature risks
- Easy to clean
- Connections: 15mm compression/ flat faced union

DIMENSIONS (mm) AND INSTALLATION



Dimensions shown are the finished product dimensions and should not be used as a guide for cutting panels.

RADA SENSE WASHBASIN T3



PRODUCT INFORMATION

PRODUCT CODE

Rada Sense - Washbasin T3 - **1.1503.678**

TMV 3 Scheme	HP	LP
L	Water Drop	WRAS

WEB LINK

www.radacontrols.com/radasensewb

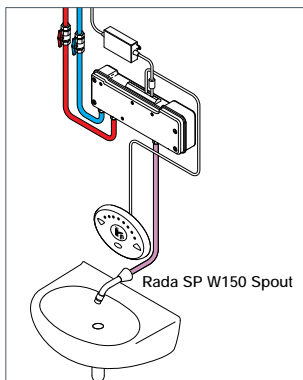
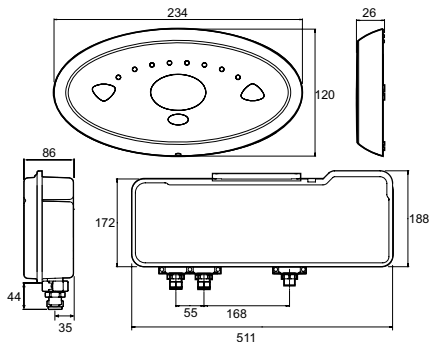
COMPLEMENTARY PRODUCTS	PAGE
Rada SP14 - Spout	80
Rada SP WD100 - Spout	80
Rada SP WD110 - Spout	81
Rada SP WHD110 - Spout	81
Rada SP W150 - Spout	82
Rada SP W190 - Spout	82
Rada SP W150X - Spout	83

PRODUCT DESCRIPTION

Concealed digital mixing valve for washbasin, offering non-touch control, programmable maximum, minimum and default temperatures, duty flush and thermal disinfection with datalogging capabilities. Requires separate spout, see complementary products.

- Buildcert TMV3 Scheme Approved
- Non-touch ON/OFF interface activation and temperature control
- Remotely located valve (up to 3m)
- Programmable flow times and temperatures (separate hand-held computer required to change factory settings)
- No surface temperature risks
- Programmable 'duty flushing'; secure thermal disinfection with datalogging
- Connections: ½" BSP male

DIMENSIONS (mm) AND INSTALLATION



RADA SENSE WASHBASIN KIT T3



PRODUCT INFORMATION

PRODUCT CODE

Rada Sense - Washbasin Kit T3 - **1.1503.702**

TMV 3 Scheme	HP	LP
L	Water Drop Icon	WRAS

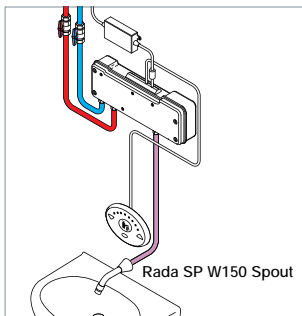
WEB LINK

www.radacontrols.com/radasensewbk

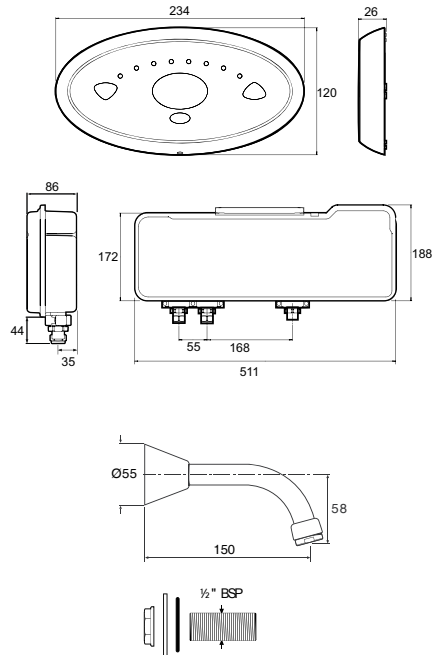
PRODUCT DESCRIPTION

Concealed digital mixing valve for washbasin, offering non-touch control, programmable maximum, minimum and default temperatures, duty flush and thermal disinfection with datalogging capabilities. Supplied with a 5 l/min flow regulator. Complete with wall mounted spout with 150mm throw (Rada SP W150).

- Buildcert TMV3 Scheme Approved
- Non-touch ON/OFF interface activation and temperature control
- Remotely located valve (up to 3m)
- Programmable flow times and temperatures (separate hand-held computer required to change factory settings)
- No surface temperature risks
- Programmable 'duty flushing'; secure thermal disinfection with datalogging
- Connections: ½" BSP male



DIMENSIONS (mm) AND INSTALLATION



RADA SENSE SHOWER T3



PRODUCT INFORMATION

PRODUCT CODE

Rada Sense - Shower T3 - **1.1503.682**

TMV 3 Scheme	HP	LP
L	Water Drop	WRAS

WEB LINK

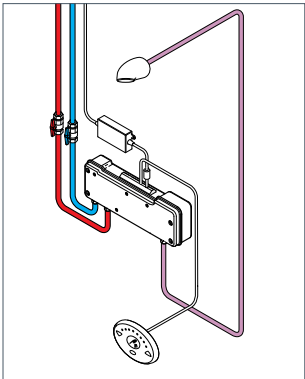
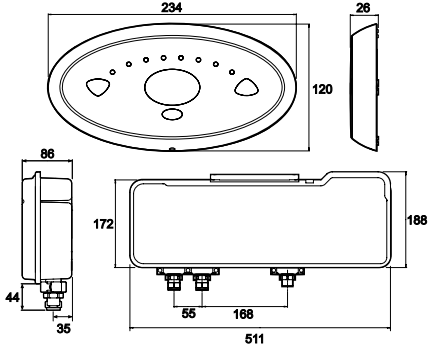
www.radacontrols.com/radasenses

COMPLEMENTARY PRODUCTS	PAGE
Rada VR105 - Showerhead	122
Rada bsr-s 300 - Showerhead	132
Rada EV Shower Fittings	116
Rada EV Heavy Duty Shower Fittings	117
Rada RAC Accessory - Connector Elbow	138

PRODUCT DESCRIPTION DIMENSIONS (mm) AND INSTALLATION

Concealed digital mixing valve for shower, offering non-touch control, programmable maximum, minimum and default temperatures, duty flush and thermal disinfection with datalogging capabilities. Requires separate shower fittings, see complementary products.

- Buildcert TMV3 Scheme Approved
- Non-touch ON/OFF interface activation and temperature control
- Remotely located valve (up to 3m)
- Programmable flow times and temperatures (separate hand-held computer required to change factory settings)
- No surface temperature risks
- Programmable 'duty flushing'; secure thermal disinfection with datalogging
- Connections: ½" BSP male



RADA SENSE SHOWER KIT T3



PRODUCT INFORMATION

PRODUCT CODE

Rada Sense - Shower Kit T3 - **1.1503.706**

TMV 3 Scheme	HP	LP
L	Water drop icon	WRAS

WEB LINK

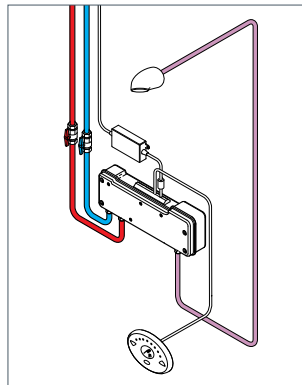
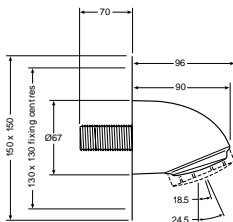
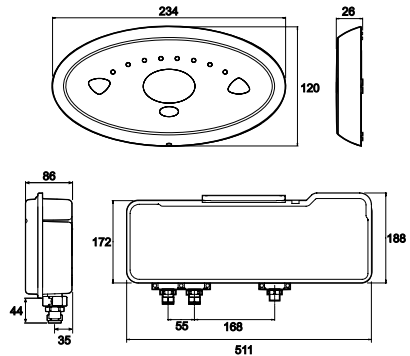
www.radacontrols.com/radasensesk

PRODUCT DESCRIPTION

Concealed digital mixing valve for shower, offering non-touch control, programmable maximum, minimum and default temperatures, duty flush and thermal disinfection with datalogging capabilities. Complete with vandal resistant shower fitting for connection to concealed pipework supplied with 9 l/min flow regulator (Rada VR105).

- Buildcert TMV3 Scheme Approved
- Non-touch ON/OFF interface activation and temperature control
- Remotely located valve (up to 3m)
- Programmable flow times and temperatures (separate hand-held computer required to change factory settings)
- No surface temperature risks
- Programmable 'duty flushing'; secure thermal disinfection with datalogging
- Connections: ½" BSP male

DIMENSIONS (mm) AND INSTALLATION





RADA SENSE DUAL SHOWER T3



PRODUCT INFORMATION

PRODUCT CODE

Rada Sense - Dual Shower T3 - **1.1653.030**

TMV 3 Scheme	HP	LP
L	Water Drop	WRAS

WEB LINK

www.radacontrols.com/radasensedual

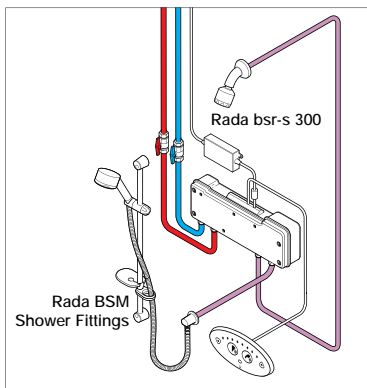
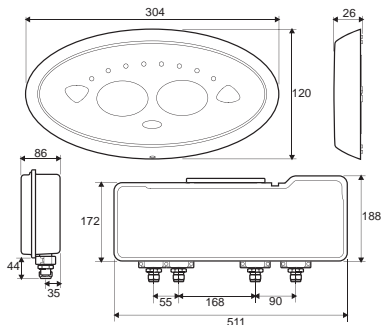
COMPLEMENTARY PRODUCTS	PAGE
Rada VR2-RS - Showerhead	119
Rada bsr-s 300 - Showerhead	132
Rada Autotherm-3 EV CAT5 - Shower Fittings	134
Rada BSM Shower fittings	135

PRODUCT DESCRIPTION

Concealed digital mixing valve for shower, offering non-touch control, programmable maximum, minimum and default temperatures, duty flush and thermal disinfection with datalogging capabilities. Requires separate shower fittings, see complementary products.

- Buildcert TMV3 Scheme Approved
- Flexible showering with fixed and variable outlet options
- Non-touch ON/OFF interface activation and temperature control
- Remotely located valve (up to 3m)
- Programmable flow times and temperatures (separate hand-held computer required to change factory settings)
- No surface temperature risks
- Programmable 'duty flushing'; secure thermal disinfection with datalogging
- Connections: (Inlet) 3/4" BSP male; (Outlet) 1/2" BSP male

DIMENSIONS (mm) AND INSTALLATION





RADA SENSE BATH/SHOWER T3



PRODUCT INFORMATION

PRODUCT CODE

Rada Sense - Bath/Shower T3 - **1.1503.690**

TMV 3 Scheme	HP	LP
L	Water Drop	WRAS

WEB LINK

www.radacontrols.com/radasensebsm

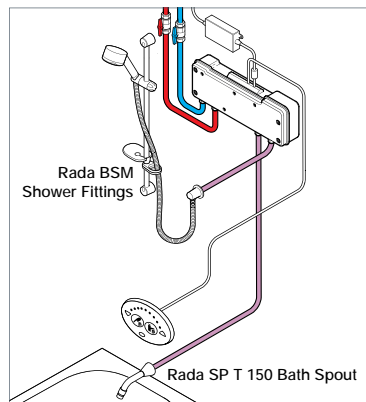
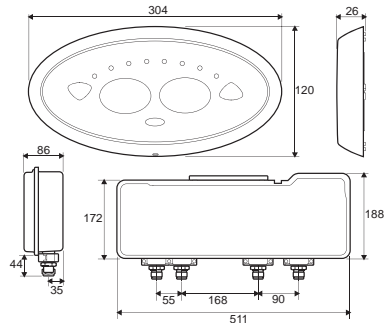
COMPLEMENTARY PRODUCTS	PAGE
Rada bsr-s 300 - Showerhead	132
Rada Autotherm-3 EV CAT5 - Shower Fittings	134
Rada BSM Shower Fittings	135
Rada SP TD180 - Bath Spout	112
Rada SP THD200 - Bath Spout	112
Rada SP T150 - Bath Spout	113

PRODUCT DESCRIPTION

Concealed digital mixing valve for bath/shower, offering non-touch control, programmable maximum, minimum and default temperatures, duty flush and thermal disinfection with datalogging capabilities. Requires spout and shower fittings, see complementary products.

- Buildcert TMV3 Scheme Approved
- Non-touch ON/OFF interface activation and temperature control
- Remotely located valve (up to 3m)
- Programmable flow times and temperatures (separate hand-held computer required to change factory settings)
- No surface temperature risks
- Programmable 'duty flushing'; secure thermal disinfection with datalogging
- Connections: (Inlet) 3/4" BSP male; (Outlet) 3/4" BSP male / 1/2" BSP male (Shower)

DIMENSIONS (mm) AND INSTALLATION





RADA SENSE BATH T3



PRODUCT INFORMATION

PRODUCT CODE

Rada Sense - Bath T3 - **1.1503.698**

TMV 3 Scheme	HP	LP
L	Water Drop	WRAS

WEB LINK

www.radacontrols.com/radasenseb

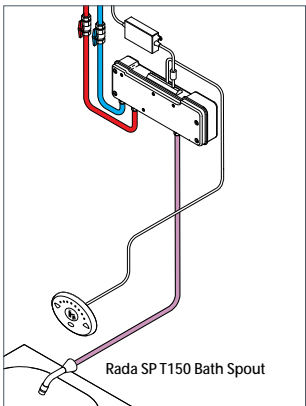
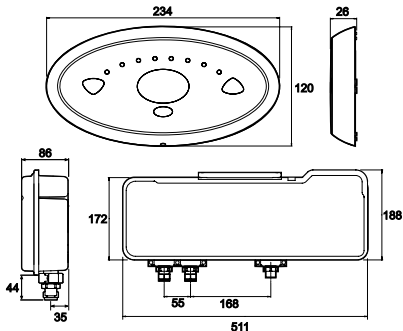
COMPLEMENTARY PRODUCTS	PAGE
Rada SP TD180 - Bath Spout	112
Rada SP THD200 - Bath Spout	112
Rada SP T150 - Bath Spout	113
Rada SP T225 - Bath Spout	113

PRODUCT DESCRIPTION

Concealed digital mixing valve for bath, offering non-touch control, programmable maximum, minimum and default temperatures, duty flush and thermal disinfection with datalogging capabilities. Requires separate spout, see complementary products.

- Buildcert TMV3 Scheme Approved
- Non-touch ON/OFF interface activation and temperature control
- Remotely located valve (up to 3m)
- Programmable flow times and temperatures (separate hand-held computer required to change factory settings)
- No surface temperature risks
- Programmable 'duty flushing'; secure thermal disinfection with datalogging
- Connections: 3/4" BSP male
- Ideal for birthing pool application

DIMENSIONS (mm) AND INSTALLATION





RADA SENSE BATH KIT T3



PRODUCT INFORMATION

PRODUCT CODE

Rada Sense - Bath Kit T3 - **1.1503.722**

TMV 3 Scheme	HP	LP
L	💧	WRAS

WEB LINK

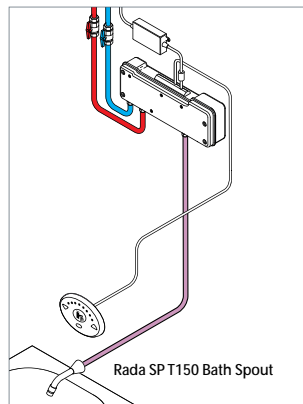
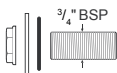
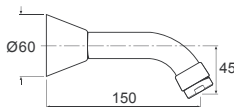
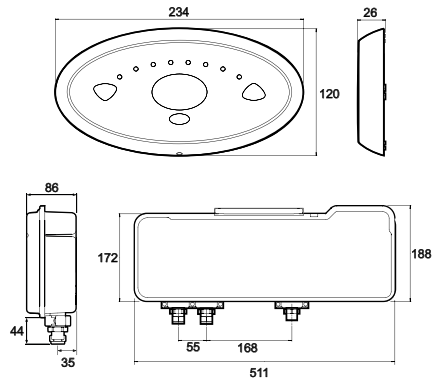
www.radacontrols.com/radasensebk

PRODUCT DESCRIPTION

Concealed digital mixing valve for washbasin, offering non-touch control, programmable maximum, minimum and default temperatures, duty flush and thermal disinfection with datalogging capabilities. Complete with wall mounted bath spout with 150mm throw (Rada SP T150).

- Buildcert TMV3 Scheme Approved
- Non-touch ON/OFF interface activation and temperature control
- Remotely located valve (up to 3m)
- Programmable flow times and temperatures (separate hand-held computer required to change factory settings)
- No surface temperature risks
- Programmable 'duty flushing'; secure thermal disinfection with datalogging
- Connections: 3/4" BSP male

DIMENSIONS (mm) AND INSTALLATION





RADA SENSE BIDET KIT T3



PRODUCT INFORMATION

PRODUCT CODE

Rada Sense - Bidet Kit T3 - **1.1503.718**

Rada Sense - Bidet - **1.1503.694**

Rada SP Bidet Spout
(if ordered separately) - **1.1503.736**

TMV 3
Scheme

HP

LP

L

WRAS

WEB LINK

www.radacontrols.com/radasensebidetk

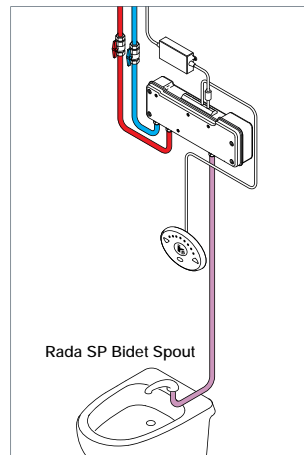
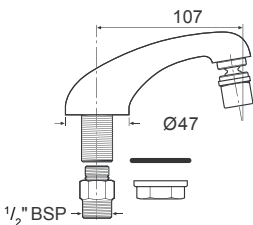
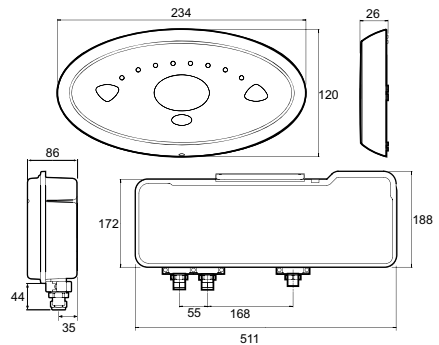
www.radacontrols.com/radasensebidet

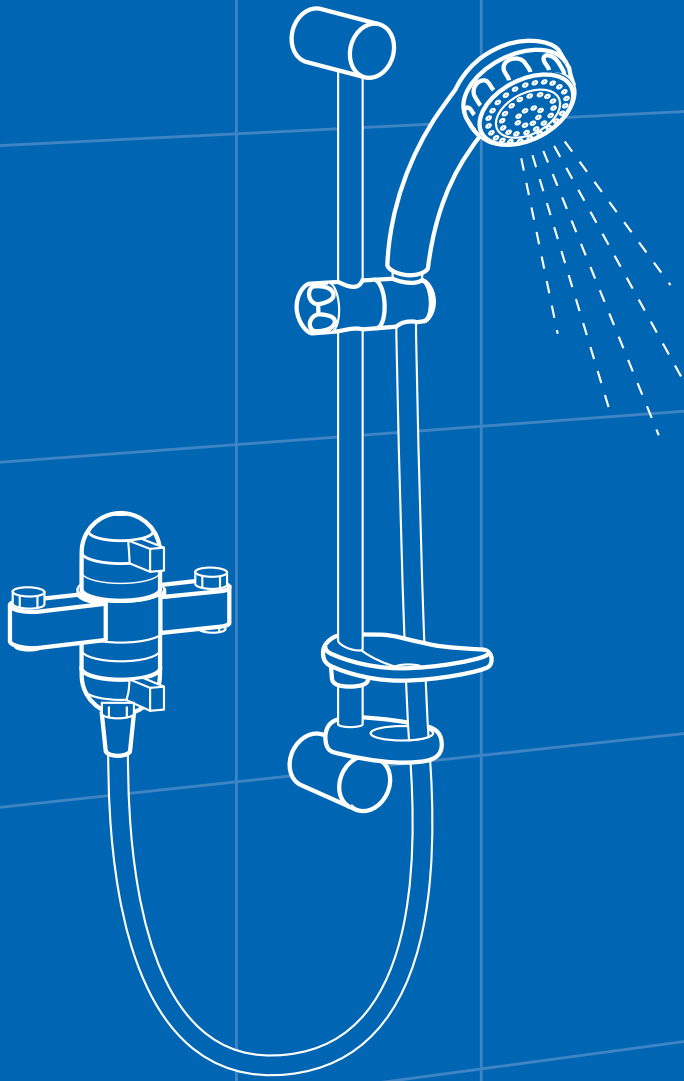
PRODUCT DESCRIPTION

Concealed digital mixing valve for bidet, offering non-touch control, programmable maximum, minimum and default temperatures, duty flush and thermal disinfection with datalogging capabilities. Supplied complete with deck mounted bidet spout for 'over the rim' delivery. Available without spout: Rada Sense - Bidet T3.

- Buildcert TMV3 Scheme Approved
- Non-touch ON/OFF interface activation and temperature control
- Remotely located valve (up to 3m)
- Programmable flow times and temperatures (separate hand-held computer required to change factory settings)
- No surface temperature risks
- Programmable 'duty flushing'; secure thermal disinfection with datalogging
- Connections: 1/2" BSP male

DIMENSIONS (mm) AND INSTALLATION





RADA INDIVIDUAL SHOWERING

Rada's practical and flexible thermostatic mixing valve range offers exposed and built-in options to suit many different applications. Single sequential or dual control lever versions are available and can be paired with various fixed showerheads or adjustable kits to create bespoke solutions that satisfy individual requirements. Pre-plumbed ready-to-connect shower panels can also be supplied. These feature such options as fixed or adjustable temperature, mechanical or electronic timed flow control, vandal resistant showerheads and flexible hose and slide rail combinations. Many also include TMV3-approved valves, making them especially well-suited to use by the young, elderly or infirm.

CONTENTS

20	Rada V12	31	Rada Meynell V8/3 BL
21	Rada V12 Concealed	32	Rada Exact-3
22	Rada V12 130	33	Rada Exact-3 EV
23	Rada V12 Diverter	34	Rada Exact-3B Chrome
24	Rada V12 B Diverter	35	Rada Exact-3B White
25	Rada V10	36	Rada Exact-3B BIV White
26	Rada V10 Concealed	37	Rada Revive-3
27	Rada V10 Contract Pack	38	Rada PA - 15TF/15TFW
28	Rada Meynell V8/3	39	Rada PA - 215TF/215TFW
29	Rada Meynell V8/3 B	40	Rada PA - V8F/V8FW
30	Rada Meynell V8/3 L	41	Rada PA - V8VR2/V8VR2W



RADA V12



PRODUCT INFORMATION

PRODUCT CODE

Rada V12 – 1.1651.001



WEB LINK

www.radacontrols.com/v12

COMPLEMENTARY PRODUCTS	PAGE
------------------------	------

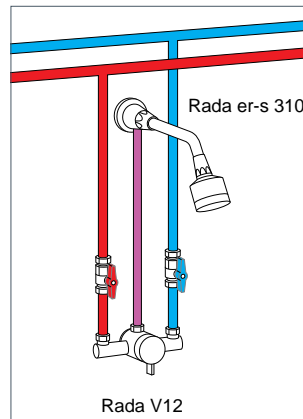
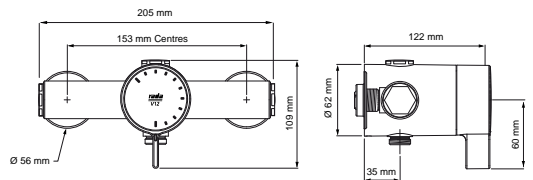
Rada VR Range – Showerheads	122-125
Rada VR2 – Showerheads	119-121
Rada er-s 310	126
Rada EV Shower Fittings	116
Rada EV – Heavy Duty Shower Fittings	117

PRODUCT DESCRIPTION

Surface mounted thermostatic shower valve certified to TMV3 performance and featuring Insutech® technology. Sequential single lever operation from cold through to warm. Includes service-free cartridge, check valves, filters and optional flow regulators.

- Buildcert TMV3 Scheme Approved
- Single sequential operation from off-cold-warm
- Light touch control complemented by easy to understand graphics to address the needs of all users, irrespective of age or ability
- Robust construction to withstand heavy usage in the commercial environment
- Optional 6 l/min flow regulator for increased water savings. A 9 l/min flow regulator is also supplied
- Safe-to-touch. The V12 Exposed option features Insutech® technology to reduce surface temperature to a safe level.

DIMENSIONS (mm) AND INSTALLATION



RADA V12 CONCEALED



PRODUCT INFORMATION

PRODUCT CODE

Rada V12 Concealed – 1.1651.002

HP

LP

TMV 3
Scheme

WRAS

WEB LINK

www.radacontrols.com/v12b

COMPLEMENTARY PRODUCTS

PAGE

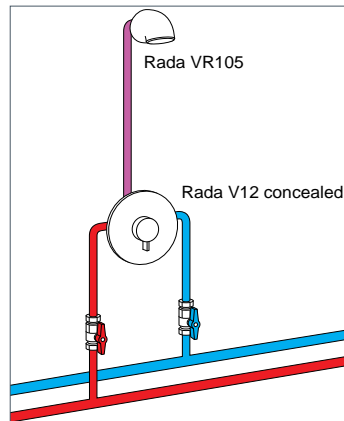
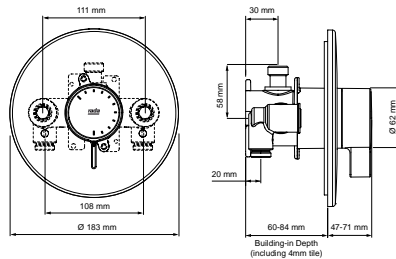
Rada VR Range – Showerheads	122-125
Rada VR2 – Showerheads	119-121
Rada bsr-s/300 - Shower Fitting	132
Rada EV Shower Fittings	116
Rada EV – Heavy Duty Shower Fittings	117

PRODUCT DESCRIPTION

Built-in thermostatic shower valve certified to TMV3 performance standard and featuring integral isolating ball valves. Sequential single lever operation from cold through to warm. Includes service-free cartridge, check valves, filters and optional flow regulators.

- Buildcert TMV3 Scheme Approved
- Single sequential operation from off-cold-warm
- Light touch control complemented by easy to understand graphics to address the needs of all users, irrespective of age or ability
- Robust construction to withstand heavy usage in the commercial environment
- Optional 6 l/min flow regulator for increased water savings. A 9 l/min flow regulator is also supplied

DIMENSIONS (mm) AND INSTALLATION





RADA V12 130



PRODUCT INFORMATION

PRODUCT CODE

Rada V12-130 – 1.1651.003

HP

LP

TMV 3
Scheme

WRAS

WEB LINK

www.radacontrols.com/v12_130

COMPLEMENTARY PRODUCTS

PAGE

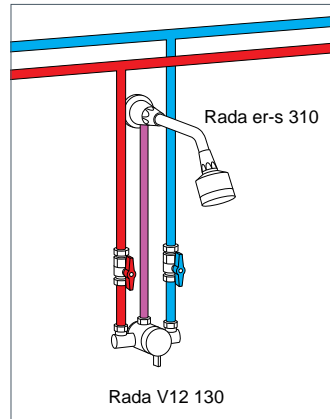
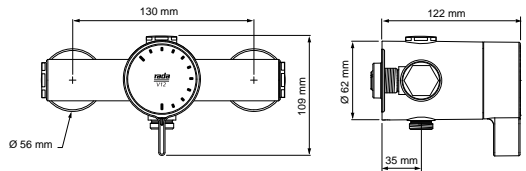
Rada VR Range – Showerheads	122-125
Rada VR2 – Showerheads	119-121
Rada er-s 310	126
Rada EV Shower Fittings	116
Rada EV – Heavy Duty Shower Fittings	117

PRODUCT DESCRIPTION

Surface mounted thermostatic shower valve certified to TMV3 performance. Sequential single lever operation from cold through to warm. Includes service-free cartridge, check valves, filters and optional flow regulators.

- Buildcert TMV3 Scheme Approved
- Single sequential operation from off-cold-warm
- Straight forward retrofit for installations with 130mm inlet centres eg. Meynell V8
- Light touch control complemented by easy to understand graphics to address the needs of all users, irrespective of age or ability
- Robust construction to withstand heavy usage in the commercial environment
- Optional 6 l/min flow regulator for increased water savings. A 9 l/min flow regulator is also supplied

DIMENSIONS (mm) AND INSTALLATION





RADA V12 DIVERTER



PRODUCT INFORMATION

PRODUCT CODE

Rada V12 Diverter – 1.1651.007

HP

LP

WRAS

WEB LINK

www.radacontrols.com/v12div

COMPLEMENTARY PRODUCTS

PAGE

Rada V12 – Shower Valve

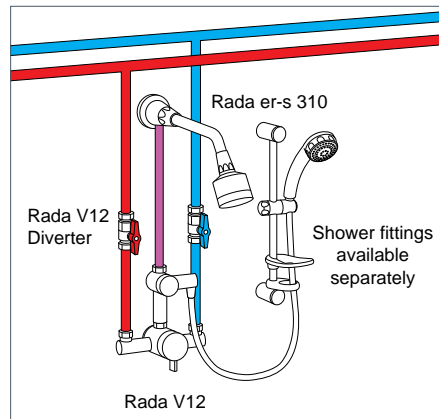
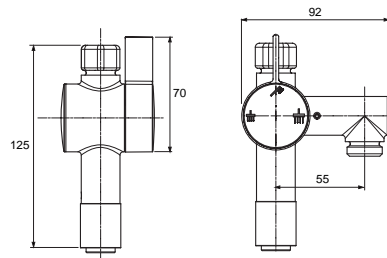
20

PRODUCT DESCRIPTION

Exposed lever operated diverter valve designed for connection to the Rada V12 Exposed Shower. Three positions for standard fixed head, hand-held shower handset and both running simultaneously.

- Two outlet diverter valve, designed to add extra convenience and flexibility to showering
- Designed for use with the Rada V12 Exposed shower valve
- Simple to use – allows you to divert water between two different outlets off the same shower valve, or to have both running simultaneously
- Suitable for either high or low pressure systems.

DIMENSIONS (mm) AND INSTALLATION





RADA V12 B DIVERTER



PRODUCT INFORMATION

PRODUCT CODE

Rada V12 B Diverter – 1.1651.006

HP

LP

WRAS

WEB LINK

www.radacontrols.com/v12bdiv

COMPLEMENTARY PRODUCTS

PAGE

Rada V12 Concealed – Shower Valve

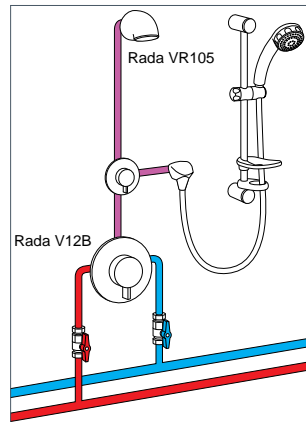
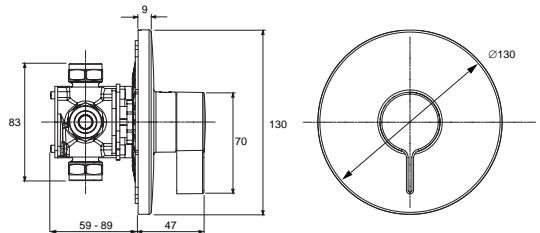
21

PRODUCT DESCRIPTION

Concealed lever operated diverter valve designed for connection to the Rada V12 Concealed Shower. Two positions for standard fixed head and hand-held shower handset.

- Two outlet diverter valve, designed to add extra convenience and flexibility to showering
- Designed for use with the Rada V12 Concealed shower valve
- Simple to use – allows you to divert water between two different outlets off the same shower valve
- Suitable for either high or low pressure systems.

DIMENSIONS (mm) AND INSTALLATION





RADA V10



PRODUCT INFORMATION

PRODUCT CODE

Rada V10 - 1.1651.004

HP

LP

TMV 2
Scheme

WRAS

WEB LINK

www.radacontrols.com/v10

COMPLEMENTARY PRODUCTS

PAGE

Rada VR Range - Showerheads	122-125
Rada VR2 - Showerheads	119-121
Rada er-s 310	126
Rada EV - Shower Fittings	116
Rada EV - Heavy Duty Shower Fittings	117
Rada V10 Rigid Riser - Accessory	139

PRODUCT DESCRIPTION

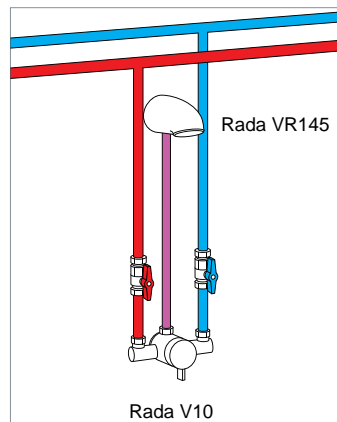
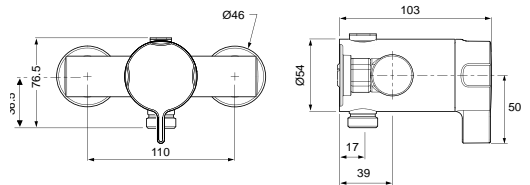
Surface mounted, single sequential thermostatic shower valve. Supplied complete with integral strainers and optional flow regulators.

- Buildcert TMV2 Scheme Approved
- Single sequential operation off-cold-warm
- Easy grip handle complete with durable, clear graphics
- Robust construction to withstand heavy usage in public areas
- Optional 6 l/min flow regulator for increased water saving. A 9 l/min flow regulator is also supplied

Optional V10 rigid riser accessory - 1.1651.020

Designed to connect the Rada V10 Exposed Shower valve to either the Rada VR145 or Rada VR-ES Showerheads

DIMENSIONS (mm) AND INSTALLATION





RADA V10 CONCEALED



PRODUCT INFORMATION

PRODUCT CODE

Rada V10 Concealed – 1.1651.005

HP

LP

TMV 2
Scheme

WRAS

WEB LINK

www.radacontrols.com/v10b

COMPLEMENTARY PRODUCTS

PAGE

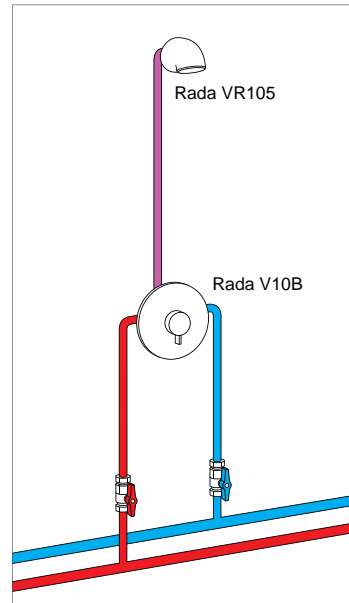
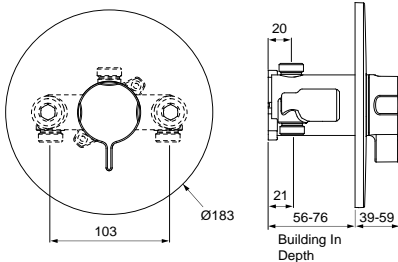
Rada VR Range - Showerheads	122-125
Rada VR2 - Showerheads	119-121
Rada bsr-s/300 - Shower Fitting	132
Rada EV - Shower Fittings	116
Rada EV - Heavy Duty Shower Fittings	117

PRODUCT DESCRIPTION

Built-in, single sequential thermostatic shower valve. Supplied complete with integral strainers and optional flow regulators.

- Buildcert TMV2 Scheme Approved
- Single sequential operation off-cold-warm
- Easy grip handle complete with durable, clear graphics
- Robust construction to withstand heavy usage in public areas
- Optional 6 l/min flow regulator for increased water saving. A 9 l/min flow regulator is also supplied

DIMENSIONS (mm) AND INSTALLATION



RADA V10 CONTRACT PACK



PRODUCT INFORMATION

PRODUCT CODE

Rada V10 Contract Pack- 1.1651.008

HP

LP

TMV2

WRAS

WEB LINK

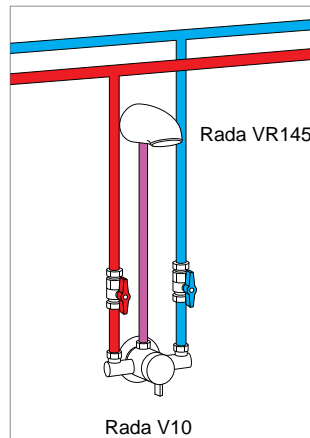
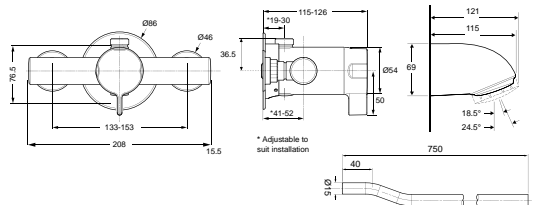
www.radacontrols.com/v10cp

PRODUCT DESCRIPTION

Built-in, single sequential thermostatic shower valve. Supplied complete with integral strainers and optional flow regulators.

- Buildcert TMV2 Scheme Approved
- Supplied with vandal resistant showerhead and rigid riser pipe
- Adjustable inlet fixing centres for easy replacement of most existing installations
- Single sequential operation from off-cold-warm
- Easy grip handle complete with durable, clear graphics
- Robust construction to withstand heavy usage in public areas
- Optional 6 l/min flow regulator for increased water saving. A 9 l/min flow regulator is also supplied.

DIMENSIONS (mm) AND INSTALLATION





RADA MEYNELL V8/3



PRODUCT INFORMATION

PRODUCT CODE

Rada Meynell V8/3 - **PESM0563P**

TMV 2
Scheme

TMV 3
Scheme

HP

LP

WRAS

WEB LINK

www.radacontrols.com/v83

COMPLEMENTARY PRODUCTS

PAGE

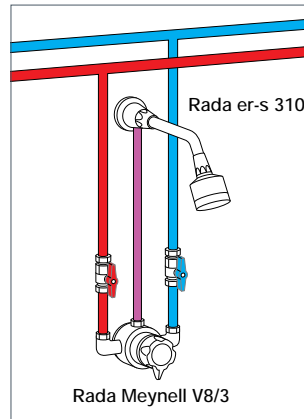
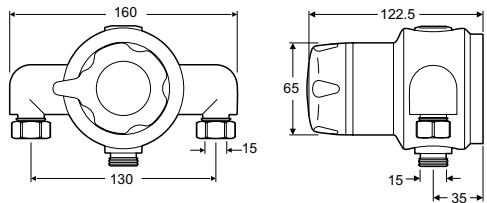
Rada VR Range - Showerheads	122-125
Rada VR2 - Showerheads	119-121
Rada er-s 310 - Shower Fitting	126
Rada EV - Shower Fittings	116
Rada EV - Heavy Duty Shower Fittings	117

PRODUCT DESCRIPTION

½" exposed single sequential thermostatic mixing valve. Supplied complete with integral strainers.

- Buildcert TMV3 Scheme Approved
- Buildcert TMV2 Scheme Approved
- Single sequential control for ease of use
- High flow rates at low pressure
- Robust and durable
- Connections: (Inlets) 15mm compression.
(Outlet) Reversible outlet connector: ½" BSP male or 15mm compression (compression nut and olive may be required)

DIMENSIONS (mm) AND INSTALLATION





RADA MEYNELL V8/3 B



PRODUCT INFORMATION

PRODUCT CODE

Rada Meynell V8/3 B - **PRSM0563P**

TMV 2 Scheme	TMV 3 Scheme	HP	LP	WRAS
-----------------	-----------------	----	----	------

WEB LINK

www.radacontrols.com/v83b

COMPLEMENTARY PRODUCTS

PAGE

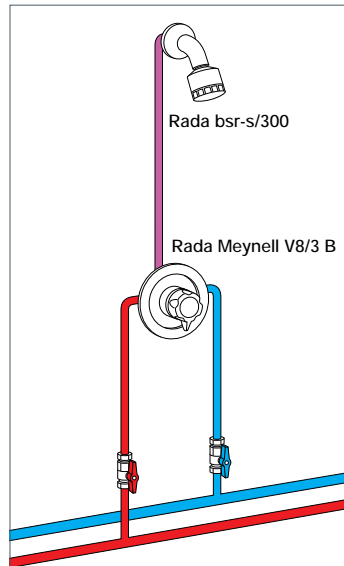
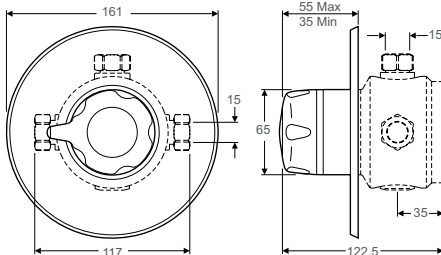
Rada VR Range - Showerheads	122-125
Rada VR2 - Showerheads	119-121
Rada bsr-s/300 - Shower Fitting	132
Rada EV Shower Fittings	116
Rada EV Heavy Duty Shower Fittings	117
Rada RAC Connector	138

PRODUCT DESCRIPTION

½" built-in single sequential thermostatic mixing valve. Supplied complete with integral strainers.

- Buildcert TMV3 Scheme Approved
- Buildcert TMV2 Scheme Approved
- Single sequential control for ease of use
- Recessed for use with concealed pipe work
- High flow rates at low pressure
- Connections: (Inlets) 15mm compression.
(Outlet) Reversible outlet connector: ½" BSP male or 15mm compression

DIMENSIONS (mm) AND INSTALLATION





RADA MEYNELL V8/3 L



PRODUCT INFORMATION

PRODUCT CODE

Rada Meynell V8/3 L - **PESM0625P**

TMV 2 Scheme	TMV 3 Scheme	HP	LP	WRAS
--------------	--------------	----	----	------

WEB LINK

www.radacontrols.com/v83l

COMPLEMENTARY PRODUCTS

PAGE

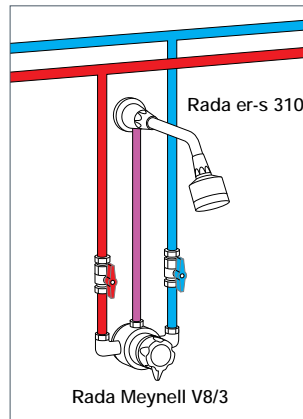
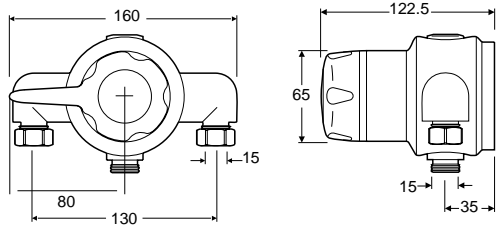
Rada VR Range - Showerheads	122-125
Rada VR2 - Showerheads	119-121
Rada er-s 310 - Shower Fitting	126
Rada EV Shower Fittings	116
Rada EV Heavy Duty Shower Fittings	117

PRODUCT DESCRIPTION

½" exposed single sequential thermostatic mixing valve with long lever for less abled use. Supplied complete with integral strainers.

- Buildcert TMV3 Scheme Approved
- Buildcert TMV2 Scheme Approved
- Single sequential control for ease of use
- High flow rates at low pressure
- Robust and durable
- Connections: (Inlets) 15mm compression. (Outlet) Reversible outlet connector: ½" BSP male or 15mm compression (compression nut and olive may be required)

DIMENSIONS (mm) AND INSTALLATION





RADA MEYNELL V8/3 BL



PRODUCT INFORMATION

PRODUCT CODE

Rada Meynell V8/3 BL - **PRSM0625P**

TMV 2 Scheme	TMV 3 Scheme	HP	LP	WRAS
-----------------	-----------------	----	----	------

WEB LINK

www.radacontrols.com/v83bl

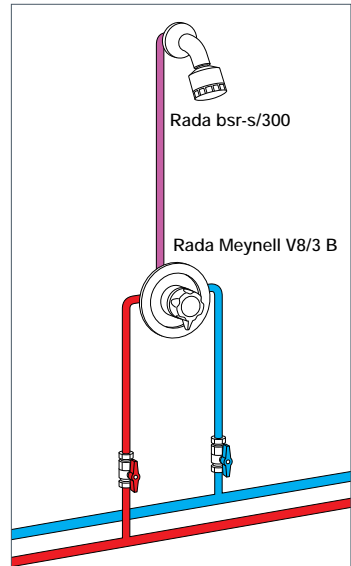
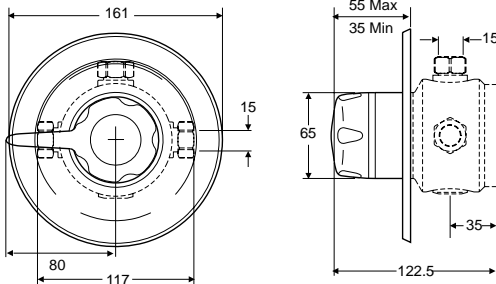
COMPLEMENTARY PRODUCTS	PAGE
Rada VR Range - Showerheads	122-125
Rada VR2 - Showerheads	119-121
Rada bsr-s 300 - Shower Fitting	132
Rada RAC Connector	138
Rada EV Shower Fittings	116
Rada EV Heavy Duty Shower Fittings	117

PRODUCT DESCRIPTION

1/2" built-in single sequential thermostatic mixing valve with long lever for less abled use. Supplied complete with integral strainers.

- Buildcert TMV3 Scheme Approved
- Buildcert TMV2 Scheme Approved
- Single sequential control for ease of use
- Recessed for use with concealed pipe work
- High flow rates at low pressure
- Connections: (Inlets) 15mm compression. (Outlet) Reversible outlet connector: 1/2" BSP male or 15mm compression

DIMENSIONS (mm) AND INSTALLATION



RADA EXACT-3



PRODUCT INFORMATION

PRODUCT CODE

Rada Exact - 3 - **1.0.408.01.3**

TMV 3
Scheme

HP

LP

WRAS

WEB LINK

www.radacontrols.com/exact-3

COMPLEMENTARY PRODUCTS

PAGE

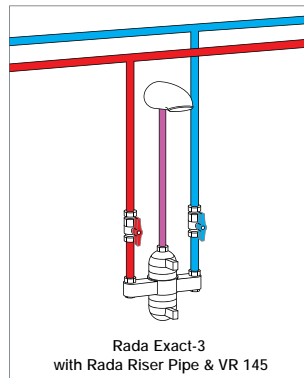
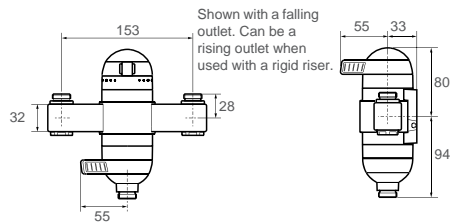
Rada VR Range - Showerheads	122-125
Rada VR2 - Showerheads	119-121
Rada er-s 310 - Shower Fitting	126
Rada EV Shower Fittings	116
Rada EV Heavy Duty Shower Fittings	117
Rada er-s 310 - Shower Fitting	126
Rada Riser Pipe	138

PRODUCT DESCRIPTION

½" exposed thermostatic shower control, incorporating Radatherm service-free cartridge. Pre-set maximum temperature stop. This product can also be used with a rising outlet when fixed to Rada er-s 310 kit, or VR145 and Rada Riser.

- Buildcert TMV3 Scheme Approved
- Independent flow and temperature controls for ease of use
- Adjustable elbows to allow top, bottom or rear entry pipe work
- Reversed inlet connections supported
- Service friendly – supplied with integral strainers and easy-change plug-in cartridge
- Connections: 15mm compression or ½" BSP

DIMENSIONS (mm) AND INSTALLATION





RADA EXACT-3 EV



PRODUCT INFORMATION

PRODUCT CODE

Rada Exact - 3 EV - 1.0.409.48.1

TMV 3
Scheme

HP

LP

WRAS

WEB LINK

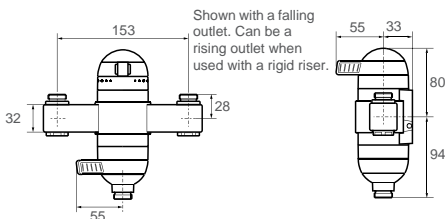
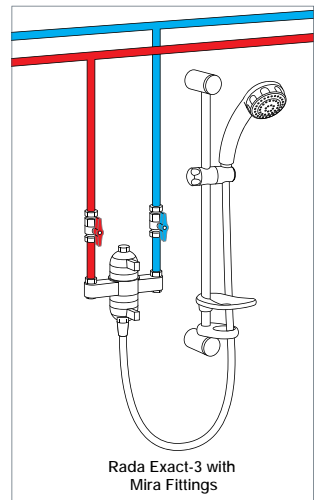
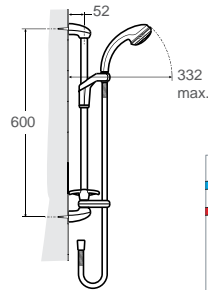
www.radacontrols.com/exact-3ev

PRODUCT DESCRIPTION

½" exposed thermostatic shower control, incorporating Radatherm service-free cartridge. Pre-set maximum temperature stop. Supplied with Mira Response exposed variable shower fittings.

- Buildcert TMV3 Scheme Approved
- Independent flow and temperature controls for ease of use
- Adjustable elbows to allow top, bottom or rear entry pipe work
- Reversed inlet connections supported
- Service friendly – supplied with integral strainers and easy-change plug-in cartridge
- Connections: 15mm compression or ½" BSP

DIMENSIONS (mm) AND INSTALLATION





RADA EXACT-3B CHROME



PRODUCT INFORMATION

PRODUCT CODE

Rada Exact - 3 B Chrome **1.0.427.02.1**

TMV 3
Scheme

HP

LP

WRAS

WEB LINK

www.radacontrols.com/exact-3bc

COMPLEMENTARY PRODUCTS

PAGE

Rada VR Range - Showerheads

122-125

Rada VR2 - Showerheads

119-121

Rada bsr-s 300 - Shower Fittings

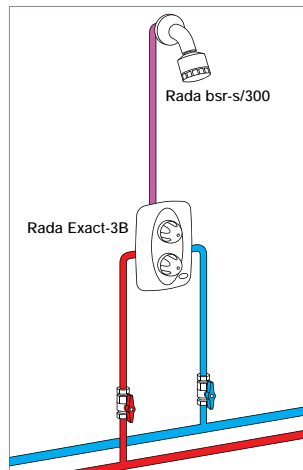
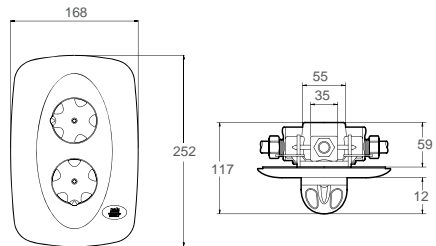
132

PRODUCT DESCRIPTION

½" built-in thermostatic shower control, for concealed pipework, incorporating Radatherm service-free cartridge, ceramic disc flow control cartridge and check valve and strainer cartridges, housed within a chrome plated DZR brass body. This product can also be used with a rigid Showerhead such as VR105 or BSR-S 300 shower fitting.

- Buildcert TMV3 Scheme Approved
- Independent flow and temperature controls for ease of use
- Recessed for use with concealed pipe work
- Reversed inlet connections supported
- Service friendly – supplied with integral strainers and easy-change plug-in cartridge
- Connections: 15mm compression or ½" BSP

DIMENSIONS (mm) AND INSTALLATION





RADA EXACT-3B WHITE



PRODUCT INFORMATION

PRODUCT CODE

Rada Exact - 3 B White **1.0.427.01.1**

TMV 3
Scheme

HP

LP

WRAS

WEB LINK

www.radacontrols.com/exact-3bw

COMPLEMENTARY PRODUCTS

PAGE

Rada VR Range - Showerheads

122-125

Rada VR2 - Showerheads

119-121

Rada bsr-s 300 - Shower Fitting

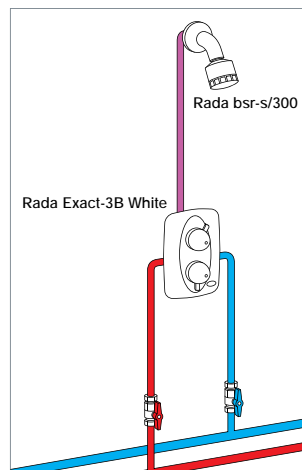
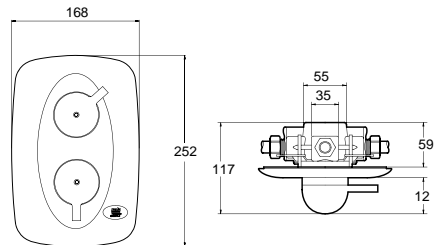
132

PRODUCT DESCRIPTION

½" built-in thermostatic shower control, for concealed pipework, incorporating Radatherm service-free cartridge, ceramic disc flow control cartridge and check valve and strainer cartridges, housed within a DZR brass body. This product can also be used with a rigid Showerhead such as VR105 or BSR-S 300 shower fitting. Supplied in white with control levers.

- Buildcert TMV3 Scheme Approved
- Independent flow and temperature controls for ease of use
- Recessed for use with concealed pipe work
- Reversed inlet connections supported
- Service friendly – supplied with integral strainers and easy-change plug-in cartridge
- Connections: 15mm compression or ½" BSP

DIMENSIONS (mm) AND INSTALLATION





RADA EXACT-3B BIV White



PRODUCT INFORMATION

PRODUCT CODE

Rada Exact - 3 B-biv White **1.0.427.03.1**

TMV 3
Scheme

HP

LP

WRAS

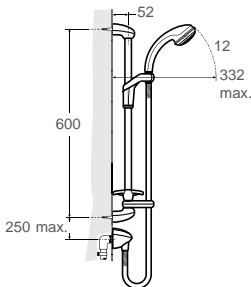
WEB LINK

www.radacontrols.com/exact-3biv

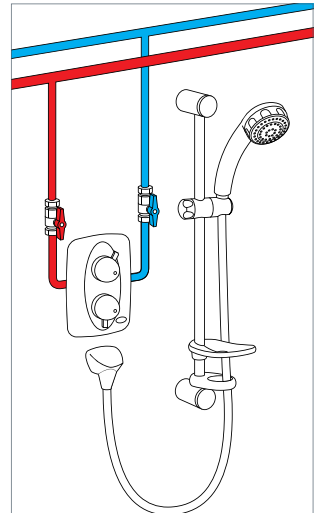
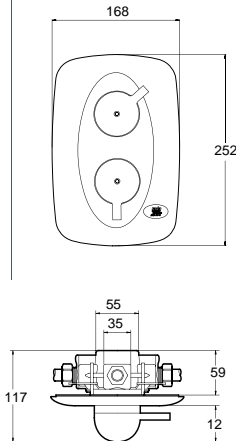
PRODUCT DESCRIPTION

As Rada Exact-3 B white, only supplied with Mira Response built-in variable shower fittings.

- Buildcert TMV3 Scheme Approved
- Independent flow and temperature controls for ease of use
- Recessed for use with concealed pipe work
- Reversed inlet connections supported
- Service friendly – supplied with integral strainers and easy-change plug-in cartridge
- Connections: 15mm compression or ½" BSP



DIMENSIONS (mm) AND INSTALLATION



Rada Exact-3B White
with Mira Response Fittings



RADA REVIVE-3



PRODUCT INFORMATION

PRODUCT CODE

Rada Revive - 3 Thermostatic Shower
1.1577.001

TMV 3
Scheme

HP

WRAS

WEB LINK

www.radacontrols.com/revive-3

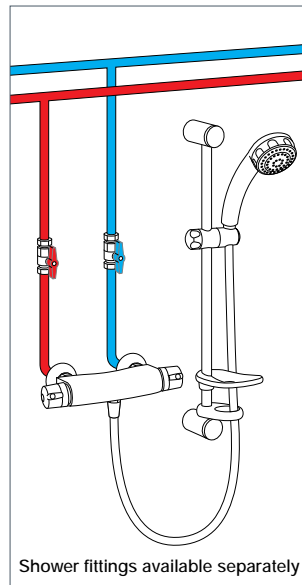
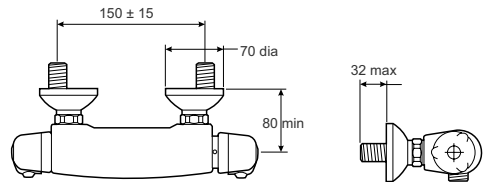
COMPLEMENTARY PRODUCTS	PAGE
Rada EV Shower Fittings	116
Rada EV Heavy Duty Shower Fittings	117

PRODUCT DESCRIPTION

½" exposed, dual control, thermostatic shower valve incorporating service-free temperature cartridge, ceramic disc flow control cartridge and check valves and strainers, housed in a brass body. Shower fittings available separately.

- Buildcert TMV3 Scheme Approved
- Independent flow and temperature controls for ease of use
- Service friendly – supplied with non-return valves, integral strainers and sealed for life temperature cartridge
- Easy to install – supplied with variable inlet connectors and wall mounting support bracket
- Connections: (Inlet) Offset connectors (½" BSP male connection, ¾" BSP male connection to shower). (Outlet) ½" BSP male connection

DIMENSIONS (mm) AND INSTALLATION





RADA PA - 15TF/15TFW



PRODUCT INFORMATION

PRODUCT CODE

Rada PA - 15TF Shower Panel Assembly
(satin stainless steel) - **1.1613.044**

Rada PA - 15TFW Shower Panel Assembly
(white powder coated) - **1.1613.045**

TMV 3
Scheme

HP

LP



WRAS

WEB LINK

www.radacontrols.com/pa-15tf

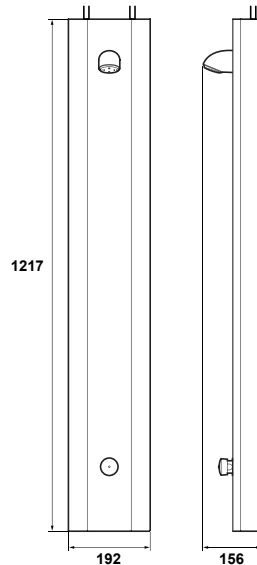
www.radacontrols.com/pa-15tfw

PRODUCT DESCRIPTION

Ready to install shower panel with hot and cold water pipe entry connecting to Meynell 15/3, feeding a Rada TF503 push button timed flow control and Rada VR105 Showerhead. Available in satin stainless steel or white powder coated stainless steel.

- Buildcert TMV3 Scheme Approved
- Concealed pipe work which protects users from high surface temperatures
- Long sleek design – suitable for all ages and abilities
- Robust and durable materials used throughout
- Easy to install and maintain – integral isolators and flexible connections provided
- Connections: (Inlet) 15mm compression to both hot and cold water inlet pipe

DIMENSIONS (mm)





RADA PA - 215TF/215TFW



PRODUCT INFORMATION

PRODUCT CODE

Rada PA - 215TF Shower Panel Assembly
(satin stainless steel) - **1.1613.046**

Rada PA - 215TFW Shower Panel Assembly
(white powder coated) - **1.1613.047**

TMV 3
Scheme

HP

LP



WRAS

WEB LINK

www.radacontrols.com/pa-215tf

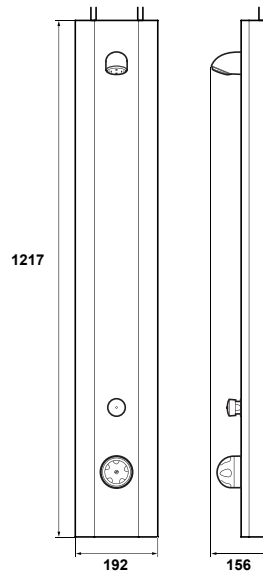
www.radacontrols.com/pa-215tfw

PRODUCT DESCRIPTION

Ready to install shower panel with hot and cold water pipe entry connection to a Rada 215-t3, with adjustable temperature selection, feeding a Rada TF503 push button timed flow control and Rada VR105 Showerhead. Available in satin stainless steel or white powder coated stainless steel.

- Buildcert TMV3 Scheme Approved
- Concealed pipe work which protects users from high surface temperatures
- Long sleek design – suitable for all ages and abilities
- Robust and durable materials used throughout
- Easy to install and maintain – integral isolators and flexible connections provided
- Connections: (Inlet) 15mm compression to both hot and cold water inlet pipe

DIMENSIONS (mm)





RADA PA - V8F/V8FW



PRODUCT INFORMATION

PRODUCT CODE

Rada PA - V8F Shower Panel Assembly
(satin stainless steel) - **1.1613.048**

Rada PA - V8FW Shower Panel Assembly
(white powder coated) - **1.1613.049**

TMV 3
Scheme

HP

LP

WRAS

WEB LINK

www.radacontrols.com/pa-v8f

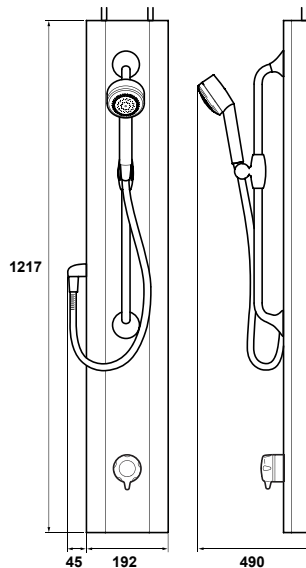
www.radacontrols.com/pa-v8fw

PRODUCT DESCRIPTION

Ready to install shower panel with hot and cold water pipe entry to a Rada Meynell V8/3, having independent flow and temperature control, with easy clean single spray handset, flexible hose and robust slide bar with easy to use slide mechanism. Available in stainless steel or white powder coated stainless steel.

- Buildcert TMV3 Scheme Approved
- User selection of flow and temperature (up to a safe, pre-set maximum)
- Concealed pipe work which protects users from high surface temperatures
- Long sleek design – suitable for all ages and abilities
- Robust and durable materials used throughout
- Easy to install and maintain – integral isolators and flexible connections provided
- Connections: (Inlet) 15mm compression to both hot and cold water inlet pipes

DIMENSIONS (mm)



RADA PA - V8VR2/V8VR2W



PRODUCT INFORMATION

PRODUCT CODE

Rada PA - V8VR2 Shower Panel Assembly
(Stainless Steel) - **1.1613.142**

Rada PA - V8VR2W Shower Panel Assembly
(White) - **1.1613.143**

TMV 3
Scheme

HP

LP

WRAS

WEB LINK

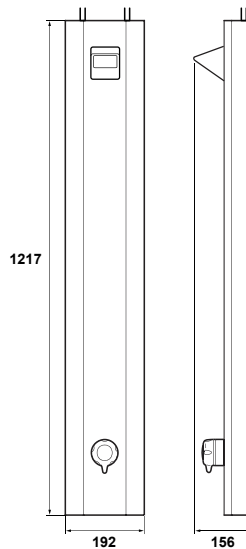
www.radacontrols.com/pa-v8vr2


PRODUCT DESCRIPTION

Ready to install shower panel with hot and cold water pipe entry to a Rada Meynell V8/3, having independent flow and temperature control, with a Rada VR2 vandal resistant chrome plated shower head. Available in stainless steel or white powder coated stainless steel.

- Buildcert TMV3 Scheme Approved
- User selection of flow and temperature (up to a safe, pre-set maximum)
- Concealed pipe work which protects users from high surface temperatures
- Long sleek design – suitable for all ages and abilities
- Robust and durable materials used throughout
- Easy to install and maintain – integral isolators and flexible connections provided
- Connections: (Inlet) 15mm compression to both hot and cold water inlet pipes

DIMENSIONS (mm)





RADA GROUP SHOWERING

Included in Rada's highly effective group showering solutions are thermostatic mixing valves with 15mm, 22mm and 28mm outlets that enable perfect temperature blending. These can be combined with Rada's stylish and vandal-resistant showerheads, plus push-button mechanical timed flow controls which prevent water being wasted. Electronic washroom control systems are also available with non-touch controls which promote increased levels of hygiene. Rada also offers pre-plumbed panels for group showering applications. Supplied ready to connect, these reduce installation times and are available with either mechanical or electronic timed flow controls.

CONTENTS

44	Rada 425-T3
45	Rada 320C
46	Rada 215-T3 C
47	Rada 215-T3 BC
48	Rada Meynell V8/3 K
49	Rada PA - TF
50	Rada PA - ETF
51	Rada T1 300 Timed Flow Control
52	Rada T1 320 Timed Flow Control
53	Rada T2 300 Timed Flow Control
54	Rada T2 300B Timed Flow Control
55	Rada T2 320 Timed Flow Control
56	Rada TF31/1, 31/2, 31/3 Timed Flow Control

RADA 425-T3 C



PRODUCT INFORMATION

PRODUCT CODE

Rada 425-t3 c **1.1523.037**

TMV 3
Scheme

LP

WRAS

WEB LINK

www.radacontrols.com/425-t3c

COMPLEMENTARY PRODUCTS

PAGE

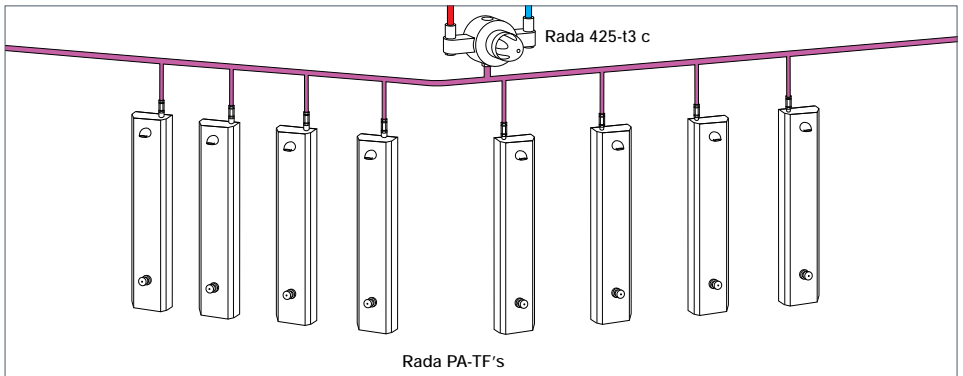
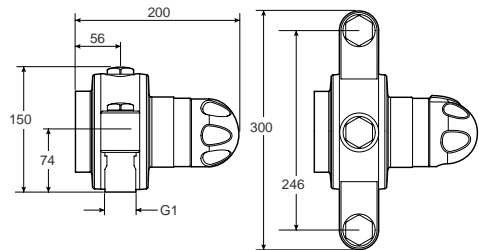
Rada VR Range - Showerheads	122-125
Rada VR2 - Showerheads	119-121
Rada Pulse Showering - Electronic Timed Flow Control	100
Rada PA-TF - Shower Panel(s)	49
Rada PA-ETF - Shower Panel(s)	50
Rada Timed Flow Controls	51-56

PRODUCT DESCRIPTION

1" thermostatic mixing valve incorporating the patented Radatherm temperature sensor, check valves, filters and isolating ball valves and supplied with 28 mm compression fittings.

- Buildcert TMV3 Scheme Approved
- Ideal for large group showering installations
- Service friendly – supplied with integral isolators, check valves and strainers
- Connections: (Inlets) 1" BSP female or 28mm compression (adaptors supplied). Angle inlet check valves rotate to accept rising, falling or rear fed supplies. (Outlet) 1" BSP male

DIMENSIONS (mm) AND INSTALLATION





RADA 320 C



PRODUCT INFORMATION

PRODUCT CODE

Rada 320 c **1.0.414.01.1**

- HP
- LP
- WRAS

WEB LINK

www.radacontrols.com/320

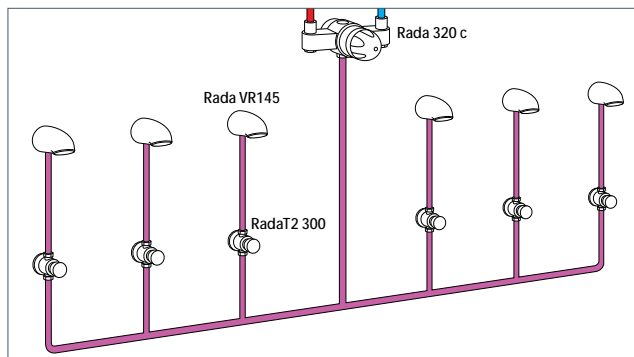
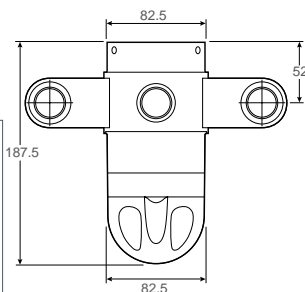
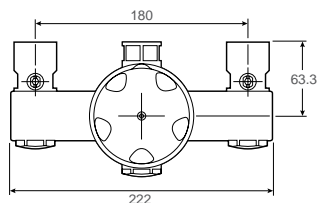
COMPLEMENTARY PRODUCTS	PAGE
Rada VR Range - Showerheads	122-125
Rada VR2 - Showerheads	119-121
Rada Pulse Showering - Electronic Timed Flow Control	100
Rada PA-TF - Shower Panel(s)	49
Rada PA-ETF - Shower Panel(s)	50
Rada Timed Flow Controls	51-56

PRODUCT DESCRIPTION

¾" thermostatic mixing valve incorporating Radatherm service-free cartridge, check valves, filters and isolating ball valves and supplied with 22 mm compression fittings.

- Ideal for medium to large group showering installations
- Unbeatable thermostatic control even at low flow rates
- Supplied complete with strainers, check valves and integral isolators
- Connections: (Inlets) ¾" female or 22mm compression (adaptors supplied). (Outlet) ¾" female

DIMENSIONS (mm) AND INSTALLATION



RADA 215-T3 C



PRODUCT INFORMATION

PRODUCT CODE

Rada 215-t3 c **1.0.440.01.1**

TMV 3 Scheme	HP	LP	WRAS
--------------	----	----	------

WEB LINK

www.radacontrols.com/215-t3c

COMPLEMENTARY PRODUCTS	PAGE
------------------------	------

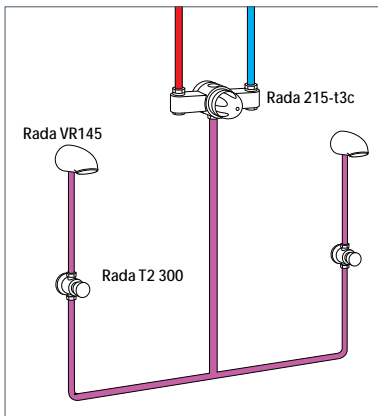
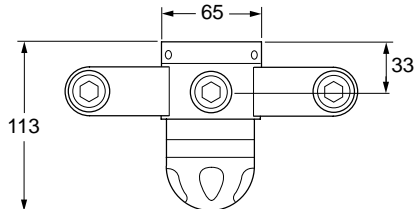
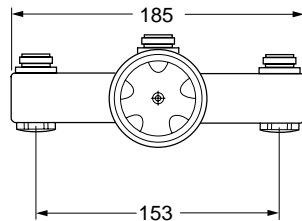
Rada Timed Flow Controls	51-56
Rada VR2 - Showerheads	119-121
Rada VR Range - Showerheads	122-125

PRODUCT DESCRIPTION

1/2" thermostatic mixing valve incorporating Radatherm service-free cartridge, check valves and strainers. Supplied with 1/2" flat faced union connectors terminating in 15 mm compression connections.

- Buildcert TMV3 Scheme Approved
- Features a sealed service-free temperature cartridge
- Complete with check valves and strainers
- Connections: (Inlet/Outlet) 1/2" BSP external union or 15mm compression (nut and olive provided)

DIMENSIONS (mm) AND INSTALLATION





RADA 215-T3 BC



PRODUCT INFORMATION

PRODUCT CODE

Rada 215-t3 Bc **1.1624.001**

TMV 3 Scheme	HP	LP	WRAS
--------------	----	----	------

WEB LINK

www.radacontrols.com/215-t3bc

COMPLEMENTARY PRODUCTS	PAGE
------------------------	------

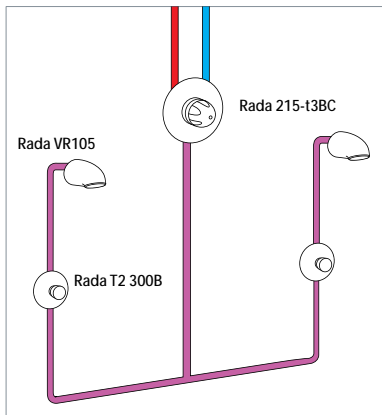
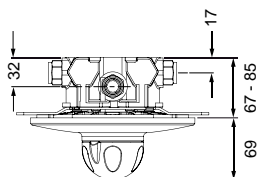
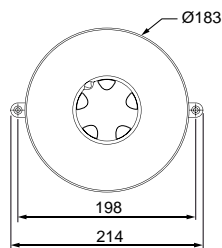
Rada Timed Flow Controls	51-56
Rada VR2 - Showerheads	119-121
Rada VR Range - Showerheads	122-125

PRODUCT DESCRIPTION

½" thermostatic mixing valve incorporating a sealed, service free cartridge, non-return valves, strainers and integral isolating valves. Connections are ½" BSP external union or 15 mm compression.

- Buildcert TMV3 Scheme Approved
- Features a sealed 'service-free' temperature cartridge
- Complete with check valves and strainers
- Connections: (Inlet/Outlet) ½" BSP external union or 15mm compression (nut and olive provided)

DIMENSIONS (mm) AND INSTALLATION





RADA MEYNELL V8/3 K



PRODUCT INFORMATION

PRODUCT CODE

Rada Meynell V8/3K - **PESM0626P**

TMV 2 Scheme	TMV 3 Scheme	HP	LP	WRAS
--------------	--------------	----	----	------

WEB LINK

www.radacontrols.com/v83k

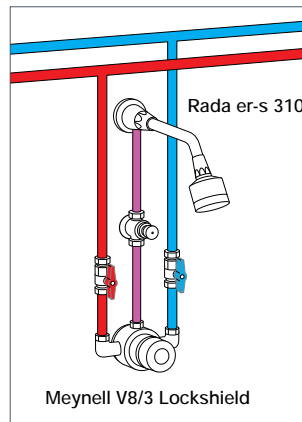
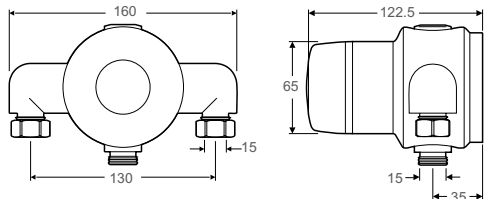
COMPLEMENTARY PRODUCTS	PAGE
Rada Timed Flow Controls	51-56
Rada VR Range - Showerheads	122-125
Rada VR2 - Showerheads	119-121

PRODUCT DESCRIPTION

½" exposed 'lockshield' thermostatic mixing valve featuring a tamper proof cover with pre-set maximum temperature stop facility adjustable to suit site requirements. Supplied complete with integral check valves and strainers.

- Buildcert TMV3 Scheme Approved
- Buildcert TMV2 Scheme Approved
- High flow rates at low pressure
- Robust and durable
- Connections: (Inlets) 15mm compression.
(Outlet) Reversible outlet connector: ½" BSP male or 15mm compression (compression nut and olive may be required)

DIMENSIONS (mm) AND INSTALLATION





RADA PA - TF



PRODUCT INFORMATION

PRODUCT CODE

Rada PA - TF Shower Panel Assembly
1.1613.040



WEB LINK

www.radacontrols.com/pa-tf

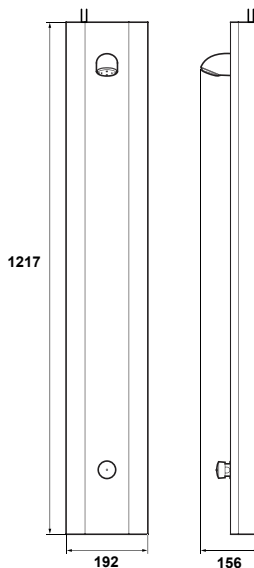
COMPLEMENTARY PRODUCTS	PAGE
Rada 320c - Group Mixing Valve	45
Rada 425-t3c - Group Mixing Valve	44

PRODUCT DESCRIPTION

Ready to install satin finish stainless steel panel with single pipe entry for connection to pre-blended supply, incorporating a Rada TF503 push button timed flow control and Rada VR105 vandal resistant Showerhead.

- Concealed pipe-work which protects users from high surface temperatures
- Long, sleek design – suitable for all ages and abilities
- Robust & durable materials used throughout
- Easy to install and maintain - Integral isolator and flexible connection provided
- Connections: (Inlet) 15mm compression to blended water inlet pipe

DIMENSIONS (mm)





RADA PA - ETF



PRODUCT INFORMATION

PRODUCT CODE

Rada PA - ETF Shower Panel Assembly
1.1613.042



WEB LINK

www.radacontrols.com/pa-etf

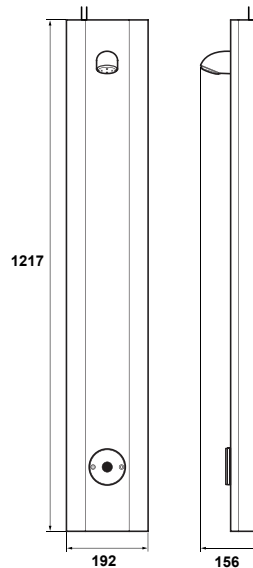
COMPLEMENTARY PRODUCTS	PAGE
Rada 320c -Group Mixing Valve	45
Rada 425-t3c - Group Mixing Valve	44
Rada Pulse Range - Electronic Timed Flow Control	95-106

PRODUCT DESCRIPTION

Ready to install satin finish stainless steel panel with single pipe entry for connection to pre-blended supply, incorporating Rada Pulse 129 electronic timed flow operating system with hygienic "no-touch" sensor (for connection to Rada Pulse Control Box) and Rada VR105 Showerhead.

- Concealed pipe-work which protects users from high surface temperatures
- Long, sleek design – suitable for all ages and abilities
- Robust & durable materials used throughout
- Easy to install and maintain - Integral isolator and flexible connection provided
- Connections: (Inlet) 15mm compression to blended water inlet pipe

DIMENSIONS (mm)





RADA T1 300 TIMED FLOW CONTROL



PRODUCT INFORMATION

PRODUCT CODE

Rada T1 300 - **2.1762.055**

HP

LP



WRAS

KIWA

WEB LINK

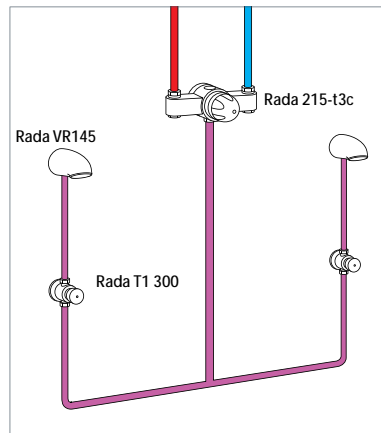
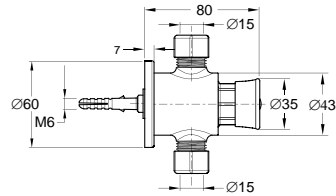
www.radacontrols.com/t1300

PRODUCT DESCRIPTION

Surface mount, chrome finish, push-button shower control with 30 (± 10) seconds time flow.

- Water saving
- Robust design
- Easy to service one piece cartridge
- Ideal for group showering applications
- Adjustable flow rate
- Soft closing action
- 15mm compression connections

DIMENSIONS (mm) AND INSTALLATION





RADA T1 320 TIMED FLOW CONTROL



PRODUCT INFORMATION

PRODUCT CODE

Rada T1 320 - **2.1762.054**

HP

LP



WRAS

KIWA

WEB LINK

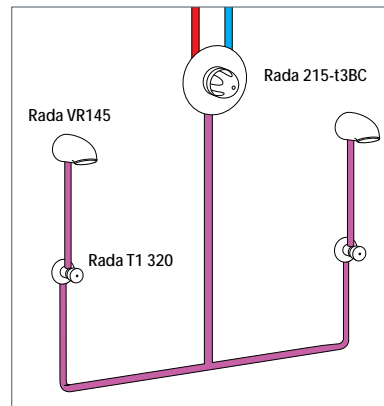
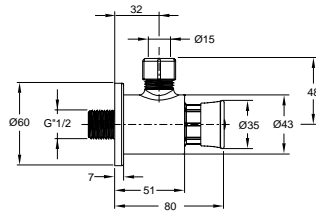
www.radacontrols.com/t1320

PRODUCT DESCRIPTION

Surface mount rear fed, chrome finish, push-button shower control with 30 (± 10) seconds time flow.

- Water saving
- Robust design
- Easy to service one piece cartridge
- Ideal for group showering applications
- Soft closing action
- Adjustable flow rate
- ½" BSP flat face inlet, 15mm compression outlet

DIMENSIONS (mm) AND INSTALLATION





RADA T2 300 TIMED FLOW CONTROL



PRODUCT INFORMATION

PRODUCT CODE

Rada T2 300 - **2.1762.063**

HP

LP



WRAS

KIWA

WEB LINK

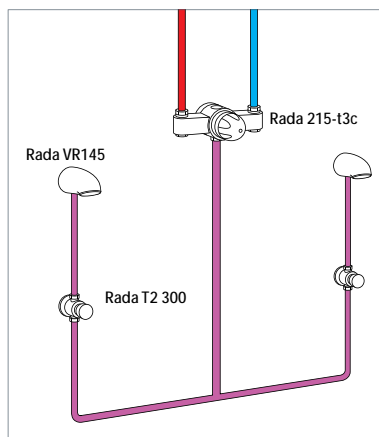
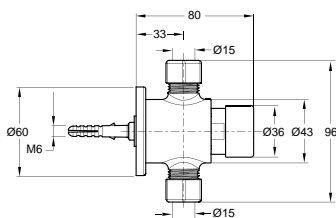
www.radacontrols.com/t2300

PRODUCT DESCRIPTION

Surface mount, chrome finish, push button shower control with 30 (± 10) seconds time flow.

- Water saving
- Aesthetic and robust design
- Easy to service one piece cartridge
- Soft closing action.
- Adjustable flow rate
- 15mm compression connections

DIMENSIONS (mm) AND INSTALLATION



RADA T2 300B TIMED FLOW CONTROL



PRODUCT INFORMATION

PRODUCT CODE

Rada T2 300B - **2.1762.061**

HP

LP



WRAS

KIWA

WEB LINK

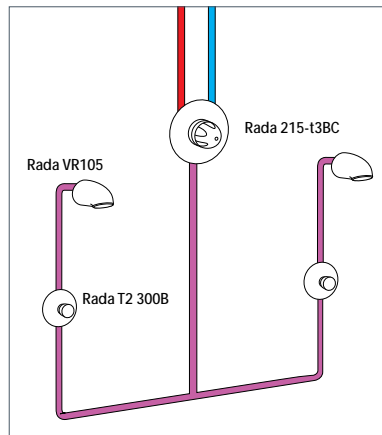
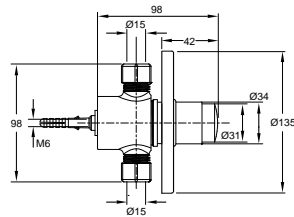
www.radacontrols.com/t2300b

PRODUCT DESCRIPTION

Built in, chrome finish, push button shower control with 30 (± 10) seconds time flow.

- Water saving
- Aesthetic and robust design
- Easy to service one piece cartridge
- Soft closing action
- Adjustable flow rate
- 15mm compression connections

DIMENSIONS (mm) AND INSTALLATION





RADA TF 31/1, 31/2, 31/3 TIMED FLOW CONTROL



PRODUCT INFORMATION

PRODUCT CODE

Rada TF31/1 - **1.0.095.01.1**

Rada TF31/2 - **1.0.095.02.1**

Rada TF31/3 - **1.0.095.03.1**

HP

LP



WRAS

WEB LINK

www.radacontrols.com/tf311

www.radacontrols.com/tf312

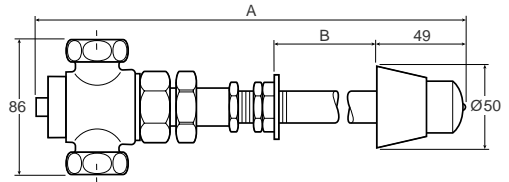
www.radacontrols.com/tf313

PRODUCT DESCRIPTION

½" push-button flow control for duct mounting with 30 second timed flow and complete with extended rod options for extra security and varying wall thickness with 15 mm compression fittings. Incorporates internal flow adjuster.


- Water saving
- Vandal resistant
- Minimal maintenance
- Easy to use - push-button controls
- Specially designed for prison applications
- Connections: 15mm compression. Alternatively a ¾" BSP male thread is available by removing the compression nuts

DIMENSIONS (mm)



MODEL	A OVERALL LENGTH	B WALL THICKNESS
TF31/1	340	100 - 140
TF31/2	380	142 - 182
TF31/3	445	206 - 246





RADA HAND WASHING

No matter whether the priority is safety, hygiene or infection control, Rada's comprehensive product range enables it to create bespoke hand washing solutions to suit the specific needs of many different applications. The wide selection of taps includes electronic sensor spouts, integrated thermostatic taps, timed flow taps and even digitally programmable products - see 'Digital Washroom Controls' section. Each offers the ease of maintenance and cleaning, reliable performance and outstanding durability that you would expect from the Rada name.

CONTENTS

60	Rada Safetherm Thermostatic Clinical Tap	75	Rada T4 125 Timed Flow Mixer Tap
61	Rada Safetherm Deck Mount Clinical Tap	76	Rada TL 100 Lever Operated Timed Flow Pillar Tap
62	Rada Thermotap-3S	77	Rada TL 195 Knee Operated Timed Flow Control
63	Rada Thermotap-3L	78	Rada Tripoint-F
64	Rada 215-T3 DK	79	Rada Contact
65	Rada Meynell 15/3	80	Rada SP 14 Basin Spout
66	Rada T1 100 Timed Flow Pillar Tap	80	Rada SP WD100 Deck Mounted Basin Spout Low
67	Rada T1 140 Timed Flow Bib Tap	81	Rada SP WD110 Deck Mounted Basin Spout
68	Rada T1 145 Timed Flow Bib Tap - Extended	81	Rada SP WHD110 Deck Mounted Basin Spout High
69	Rada T2 100 Timed Flow Pillar Tap	82	Rada SP W150 Wall Mounted Basin Spout
70	Rada T2 140 Timed Flow Bib Tap	82	Rada SP W190 Wall Mounted Basin Spout Long
71	Rada T2 145 Timed Flow Bib Tap - Extended	83	Rada SP W150X Wall Mounted Basin Spout
72	Rada T4 100 Timed Flow Pillar Tap		
73	Rada T4 105 Timed Flow Pillar Tap		
74	Rada T4 120 Timed Flow Mixer Tap		



RADA SAFETHERM THERMOSTATIC CLINICAL TAP



PRODUCT INFORMATION

PRODUCT CODE

Rada Safetherm – 1.1704.001

HP

LP

TMV 3
Scheme

WRAS

WEB LINK

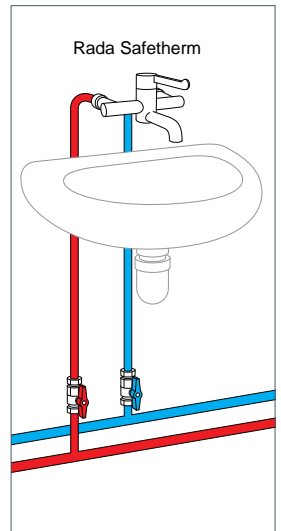
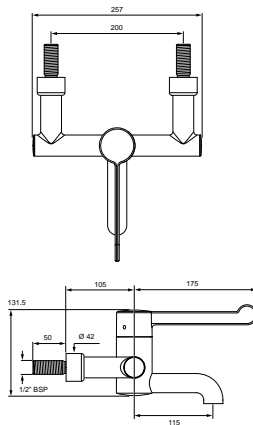
www.radacontrols.com/safetherm

PRODUCT DESCRIPTION

TMV3 approved panel mounted, thermostatic mixer tap featuring Insutech+ technology. Long lever sequential operation, supplied complete with service-free cartridge, check valves, strainers and isolating ball valves.

- Buildcert TMV3 Scheme approved
- Compliant with UK Healthcare Guidelines
- Safe-to-touch. Features Insutech+ technology to reduce surface temperature to a safe level
- Innovative design minimises water retention in the body and spout, to contribute to improved bacterial control
- Sequential long lever control. Simple to use under hospital protocols.
- Easy access to filters to support routine servicing and reduced down time

DIMENSIONS (mm) AND INSTALLATION



RADA SAFETHERM BASIN MOUNT THERMOSTATIC CLINICAL TAP



PRODUCT INFORMATION

PRODUCT CODE

Rada Safetherm Basin Mount – 1.1704.002

HP

LP

TMV 3
Scheme

WRAS

WEB LINK

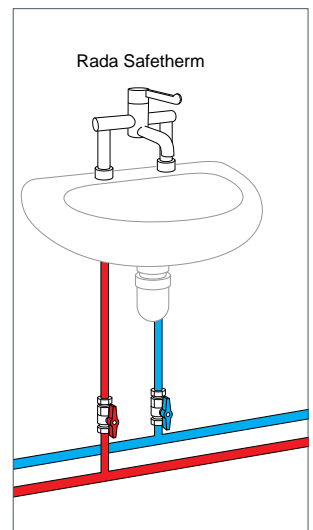
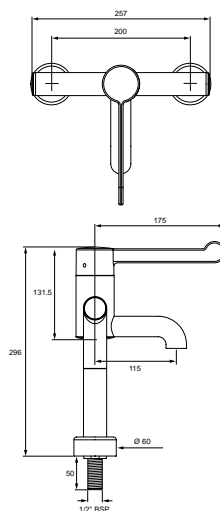
www.radacontrols.com/safethermbasin

PRODUCT DESCRIPTION

TMV3 approved basin mounted, thermostatic mixer tap featuring Insutech+ technology. Long lever sequential operation, supplied complete with service-free cartridge, check valves, strainers and isolating ball valves.

- Buildcert TMV3 Scheme approved
- Compliant with UK Healthcare Guidelines
- Safe-to-touch. Features Insutech+ technology to reduce surface temperature to a safe level
- Innovative design minimises water retention in the body and spout, to contribute to improved bacterial control
- Sequential long lever control. Simple to use under hospital protocols.
- Easy access to filters to support routine servicing and reduced down time

DIMENSIONS (mm) AND INSTALLATION





RADA THERMOTAP-3S



PRODUCT INFORMATION

PRODUCT CODE

Rada Thermotap-3S - **1.1555.010**

Rada Thermotap-3S Copper - **1.1555.061**

TMV 3
Scheme

HP

LP

WRAS

WEB LINK

www.radacontrols.com/thermotap-3s

www.radacontrols.com/thermotap-3sc

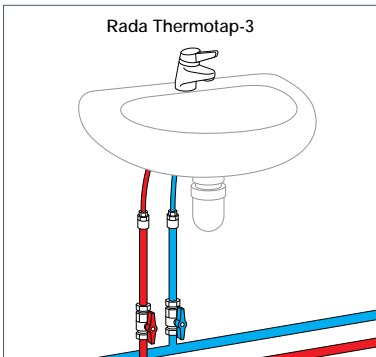
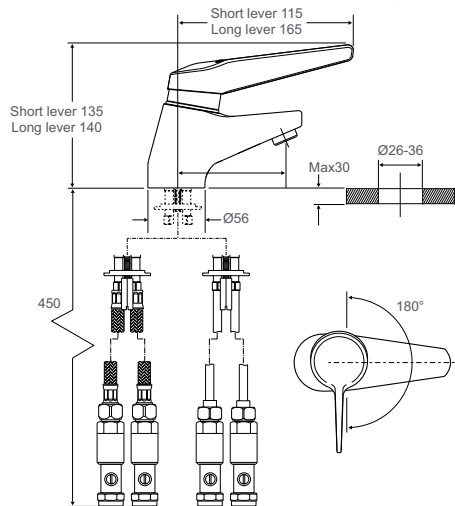
PRODUCT DESCRIPTION

Basin mounted thermostatic mixing tap with short lever control (100 mm), offering single sequential lever control from cold through to pre-settable maximum temperature. Supplied complete with flexible supply tails, check valves, isolators and strainers.

Also available with copper supply tails (1.1555.061)

- Buildcert TMV3 Scheme Approved
- Single sequential lever operation – simple to use
- 100mm lever
- Check valves, strainers and isolators included, with a choice of either flexible or copper tail connections
- Connections: (Inlets) 15mm or ½" BSP male and either 10mm flexible hoses or 10mm copper tails

DIMENSIONS (mm) AND INSTALLATION



RADA THERMOTAP-3L



PRODUCT INFORMATION

PRODUCT CODE

Rada Thermotap-3L - **1.1555.011**

Rada Thermotap-3L Copper - **1.1555.062**

TMV 3
Scheme

HP

LP

WRAS

WEB LINK

www.radacontrols.com/thermotap-3l

www.radacontrols.com/thermotap-3lc

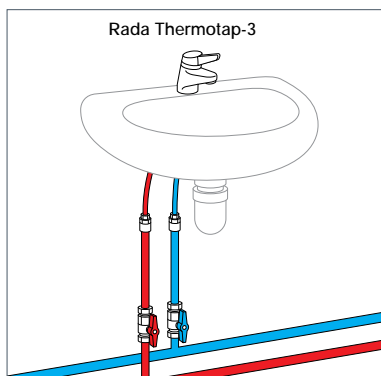
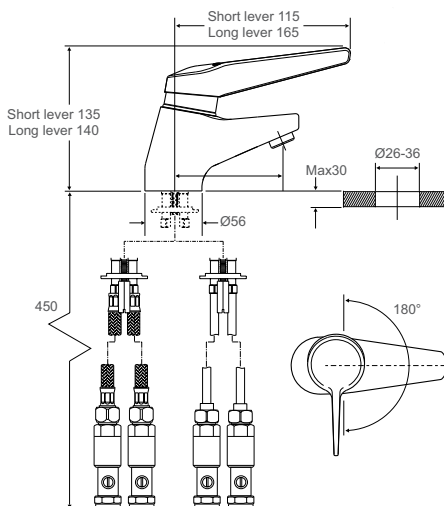
PRODUCT DESCRIPTION

Basin mounted thermostatic mixing tap with long lever control (150 mm), offering single sequential lever control from cold through to pre-settable maximum temperature. Supplied complete with flexible supply tails, check valves, isolators and strainers.

Also available with copper supply tails (1.1555.062)

- Buildcert TMV3 Scheme Approved
- Single sequential lever operation – simple to use
- 150mm lever for less-abled use
- Check valves, strainers and isolators included, with a choice of either flexible or copper tail connections
- Connections: (Inlets) 15mm or ½" BSP male and either 10mm flexible hoses or 10mm copper tails

DIMENSIONS (mm) AND INSTALLATION



RADA 215-T3 DK



PRODUCT INFORMATION

PRODUCT CODE

Rada 215-t3 dk - **1.0.407.06.3**

TMV 3 Scheme	HP	LP	WRAS
--------------	----	----	------

WEB LINK

[www.radacontrols.com/215-t3 dk](http://www.radacontrols.com/215-t3-dk)

COMPLEMENTARY PRODUCTS

PAGE

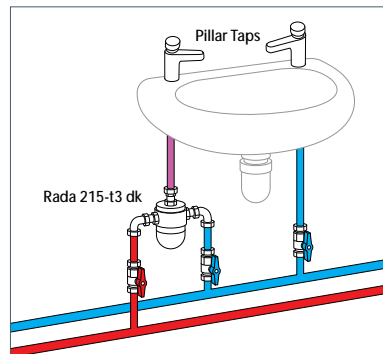
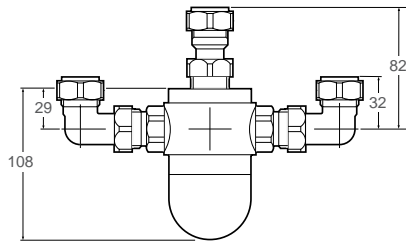
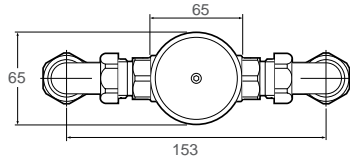
Rada Timed Flow Taps	66 - 79
Rada Pulse Range	95 - 106
Rada Basin Spouts	80 - 83

PRODUCT DESCRIPTION

1/2" thermostatic mixing valve incorporating Radatherm service-free cartridge, check valves and strainers. Supplied with 1/2" flat faced union connectors terminating in 15 mm compression connections.

- Buildcert TMV3 Scheme Approved
- Suitable for 'under-basin' or duct installation
- Features the unique patented 'Radatherm' service-free cartridge
- Complete with check valves and strainers
- Tamperproof temperature setting (locked cap)
- Connections: (Inlets & Outlet) 1/2" flat-faced male union. Note: 2 elbows and 1 straight union connector are supplied, terminating in 15mm compression connections

DIMENSIONS (mm) AND INSTALLATION



RADA MEYNELL 15/3



PRODUCT INFORMATION

PRODUCT CODE

Rada Meynell 15/3 - **PESM0620J**TMV 3
Scheme

HP

LP

WRAS

WEB LINK

www.radacontrols.com/153

COMPLEMENTARY PRODUCTS

PAGE

Rada Timed Flow Taps

66 - 79

Rada Pulse Range

95 - 106

Rada Basin Spouts

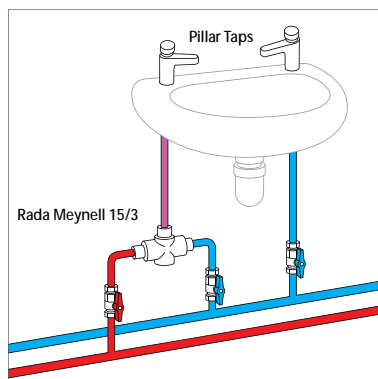
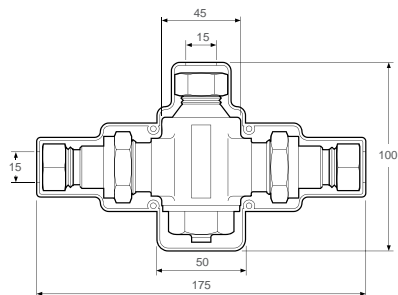
80 - 83

PRODUCT DESCRIPTION

½" point of use thermostatic mixing valve. Supplied complete with white plastic outer casing and integral check valves and strainers.

- Buildcert TMV3 Scheme Approved
- Suitable for 'under-basin' or duct installation
- Supplied in white easy-clean casing
- Complete with integral check valves and strainers
- Connections: (Inlets and Outlet) 15mm compression

DIMENSIONS (mm) AND INSTALLATION



RADA T1 100 TIMED FLOW PILLAR TAP

Hot/Cold



PRODUCT INFORMATION

PRODUCT CODE

Rada T1 100 - **2.1762.056**

WEB LINK

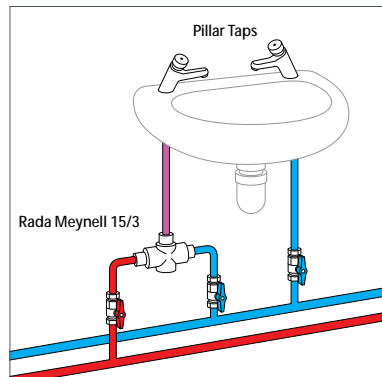
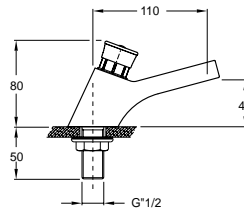
www.radacontrols.com/t1100

COMPLEMENTARY PRODUCTS	PAGE
Rada Meynell 15/3	65
Rada 215-t3dk	64

PRODUCT DESCRIPTION DIMENSIONS (mm) AND INSTALLATION

Basin mounted push button tap with 12 (±3) seconds time flow for use on basins or counter tops.

- Water saving
- Robust design
- Easy to service one piece cartridge
- Fits standard washbasins and tap holes
- Soft closing action
- Adjustable flow rate
- ½" BSP flat face inlet
- Red or blue temperature indicator included



RADA T1 140 TIMED FLOW BIB TAP

Hot/Cold

**PRODUCT INFORMATION****PRODUCT CODE**Rada T1 140 - **2.1762.057**

HP

LP



WRAS

KIWA

WEB LINKwww.radacontrols.com/t1140**COMPLEMENTARY PRODUCTS****PAGE**

Rada Meynell 15/3

65

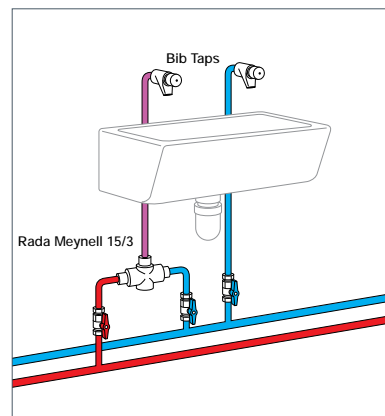
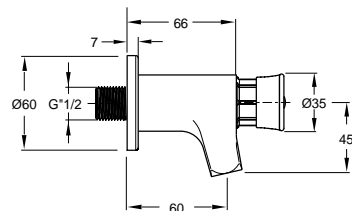
Rada 215-t3 dk

64

PRODUCT DESCRIPTION

Wall mounted push button flow control tap with 12 (± 3) seconds time flow.

- Water saving
- Robust design
- Easy to service one piece cartridge
- Soft closing action
- Adjustable flow rate
- ½" BSP flat face inlet
- Red or blue temperature indicator included

DIMENSIONS (mm) AND INSTALLATION

RADA T1 145 TIMED FLOW BIB TAP - EXTENDED Hot/Cold



PRODUCT INFORMATION

PRODUCT CODE

Rada T1 145 - **2.1762.058**

HP	LP		WRAS	KIWA
----	----	--	------	------

WEB LINK

www.radacontrols.com/t1145

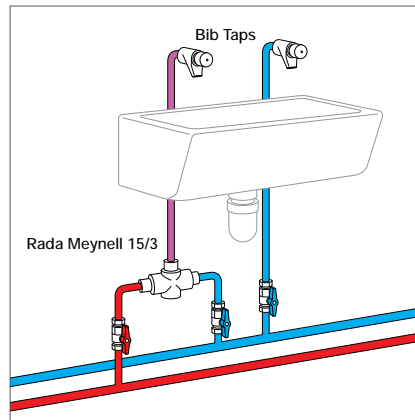
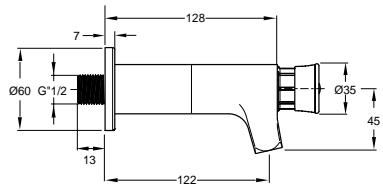
COMPLEMENTARY PRODUCTS	PAGE
Rada Meynell 15/3	65
Rada 215-t3dk	64

PRODUCT DESCRIPTION

Extended wall mounted push button flow control tap with 12 (± 3) seconds time flow.

- Water saving
- Robust design
- Easy to service one piece cartridge
- Soft closing action
- Adjustable flow rate
- ½" BSP flat face inlet
- Red or blue temperature indicator included

DIMENSIONS (mm) AND INSTALLATION



RADA T2 100 TIMED FLOW PILLAR TAP

Hot & Cold

**PRODUCT INFORMATION****PRODUCT CODE**Rada T2 100 - **2.1762.064 - hot**Rada T2 100 - **2.1762.065 - cold**

HP	LP		WRAS	KIWA
----	----	--	------	------

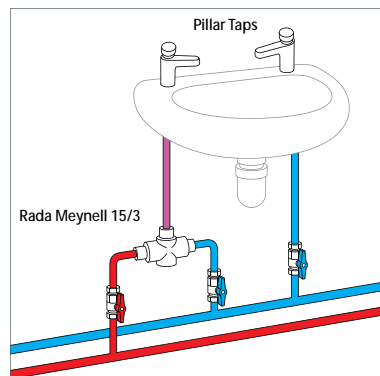
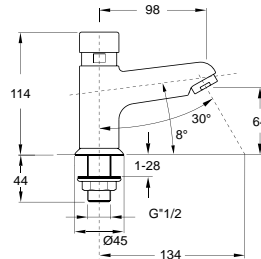
WEB LINKwww.radacontrols.com/t2100hwww.radacontrols.com/t2100c

COMPLEMENTARY PRODUCTS	PAGE
Rada Meynell 15/3	65
Rada 215-t3dk	64

PRODUCT DESCRIPTION

Basin mounted push button tap with 12 (± 3) seconds time flow for use on basins or counter tops.

- Water saving
- Aesthetic robust design
- Easy to service one piece cartridge
- Fits standard washbasins and tap hole
- Soft closing action
- Adjustable flow rate
- ½" BSP flat face inlet

DIMENSIONS (mm) AND INSTALLATION

RADA T2 140 TIMED FLOW BIB TAP

Hot & Cold



PRODUCT INFORMATION

PRODUCT CODE

Rada T2 140 - **2.1762.066 - hot**

Rada T2 140 - **2.1762.067 - cold**



WEB LINK

www.radacontrols.com/t2140h

www.radacontrols.com/t2140c

COMPLEMENTARY PRODUCTS	PAGE
------------------------	------

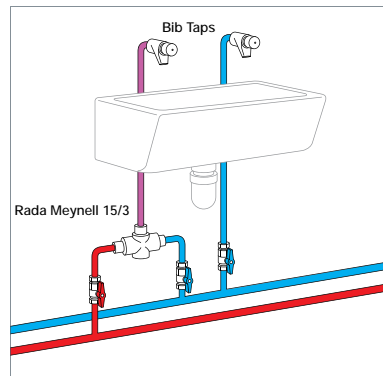
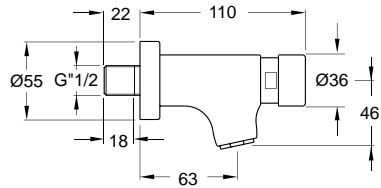
Rada Meynell 15/3	65
Rada 215-t3dk	64

PRODUCT DESCRIPTION

Wall mounted push button tap with 12 (± 3) seconds time flow for use on basins or counter tops.

- Water saving
- Aesthetic robust design
- Easy to service one piece cartridge
- Soft closing action
- Adjustable flow rate
- ½" BSP flat face inlet

DIMENSIONS (mm) AND INSTALLATION



RADA T2 145 TIMED FLOW BIB TAP - EXTENDED Hot & Cold



PRODUCT INFORMATION

PRODUCT CODE

Rada T2 145 - **2.1762.068** - hot

Rada T2 145 - **2.1762.069** - cold

HP

LP



WRAS

KIWA

WEB LINK

www.radacontrols.com/t2145h

www.radacontrols.com/t2145c

COMPLEMENTARY PRODUCTS

PAGE

Rada Meynell 15/3

65

Rada 215-t3dk

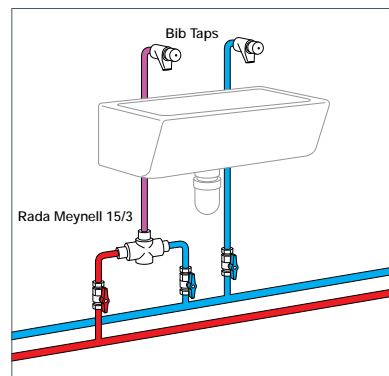
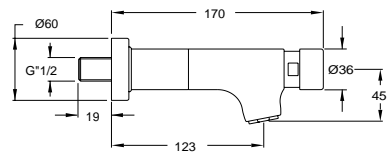
64

PRODUCT DESCRIPTION

Extended wall mounted push button tap with 12 (± 3) seconds time flow for use on basins or counter tops.

- Water saving
- Aesthetic robust design
- Easy to service one piece cartridge
- Soft closing action
- Adjustable flow rate
- ½" BSP flat face inlet

DIMENSIONS (mm) AND INSTALLATION



RADA T4 100 TIMED FLOW PILLAR TAP

Hot & Cold



PRODUCT INFORMATION

PRODUCT CODE

Rada T4 100 - **2.1762.080** - hot

Rada T4 100 - **2.1762.081** - cold



WEB LINK

www.radacontrols.com/t4100h

www.radacontrols.com/t4100c

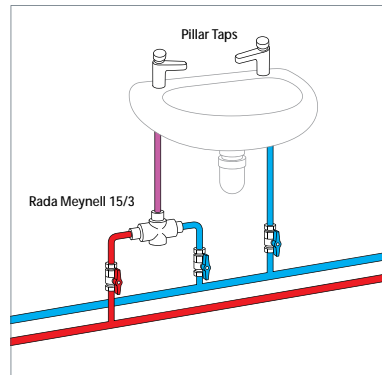
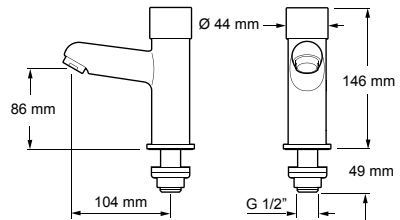
COMPLEMENTARY PRODUCTS	PAGE
Rada Meynell 15/3	65
Rada 215-t3dk	64

PRODUCT DESCRIPTION

Contemporary deck/basin mounted push button tap with adjustable flow rate and duration (5 - 20 seconds) for use on basins or counter tops.

- Easily adjustable flow and time
- Water saving
- Aesthetic robust design
- Easy to service one piece cartridge
- Fits standard washbasin and tap holes
- Soft closing action
- ½" BSP flat face inlet

DIMENSIONS (mm) AND INSTALLATION



RADA T4 105 TIMED FLOW PILLAR TAP

Hot & Cold

**PRODUCT INFORMATION****PRODUCT CODE**Rada T4 105 - **2.1762.077 - hot**Rada T4 105 - **2.1762.078 - cold**

HP



WRAS

KIWA

WEB LINKwww.radacontrols.com/t4105hwww.radacontrols.com/t4105c**COMPLEMENTARY PRODUCTS****PAGE**

Rada Meynell 15/3

65

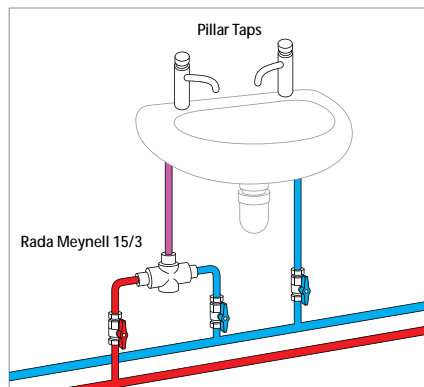
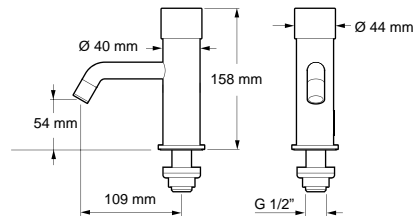
Rada 215-t3dk

64

PRODUCT DESCRIPTION

Contemporary deck/basin mounted push button tap with adjustable flow rate and duration (5 - 20 seconds) for use on basins or counter tops.

- Easily adjustable flow and time.
- Water saving
- Aesthetic robust design
- Easy to service one piece cartridge
- Fits standard washbasin and tap holes
- Soft closing action
- ½" BSP flat face inlet

DIMENSIONS (mm) AND INSTALLATION

RADA T4 120 TIMED FLOW MIXER TAP



PRODUCT INFORMATION

PRODUCT CODE

Rada T4 120 - **2.1762.082**



WEB LINK

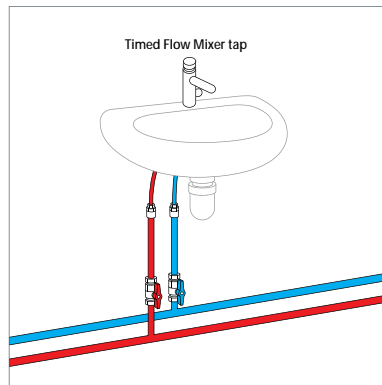
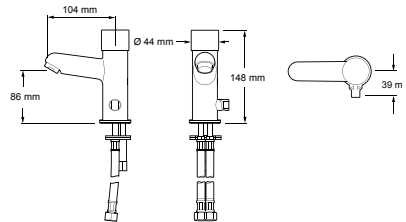
www.radacontrols.com/t4120

PRODUCT DESCRIPTION

Contemporary deck/basin mounted push button mixer tap with adjustable flow rate and duration (5 - 20 seconds) for use on basins or counter tops.

- Easily adjustable flow and time.
- Water saving
- Aesthetic robust design
- Easy to service one piece cartridge
- Fits standard washbasin and tap holes
- Soft closing action
- ½" BSP flat face inlet

DIMENSIONS (mm) AND INSTALLATION



RADA T4 125 TIMED FLOW MIXER TAP



PRODUCT INFORMATION

PRODUCT CODE

Rada T4 125 - **2.1762.079**

HP



WRAS

KIWA

WEB LINK

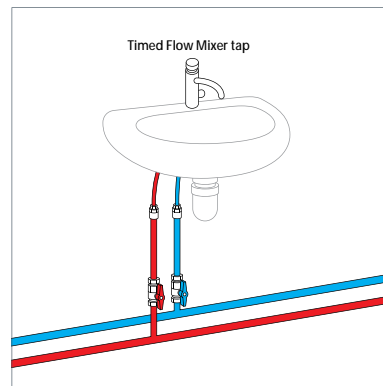
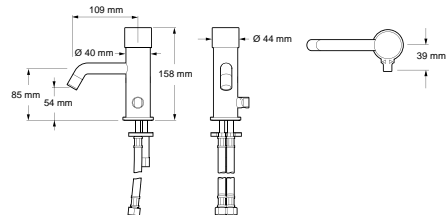
www.radacontrols.com/t4125

PRODUCT DESCRIPTION

Contemporary deck/basin mounted push button tap with adjustable flow rate and duration (5 - 20 seconds) for use on basins or counter tops.

- Easily adjustable flow and time.
- Water saving
- Aesthetic robust design
- Easy to service one piece cartridge
- Fits standard washbasin and tap holes
- Soft closing action
- ½" BSP flat face inlet

DIMENSIONS (mm) AND INSTALLATION



RADA TL 100 LEVER OPERATED TIMED FLOW PILLAR TAP



PRODUCT INFORMATION

PRODUCT CODE

Rada TL 100 - **2.1762.085**

HP	LP		WRAS	KIWA
----	----	--	------	------

WEB LINK

www.radacontrols.com/tl100

COMPLEMENTARY PRODUCTS

PAGE

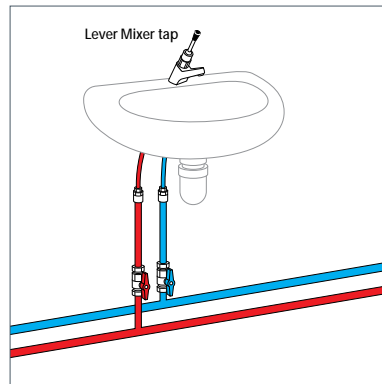
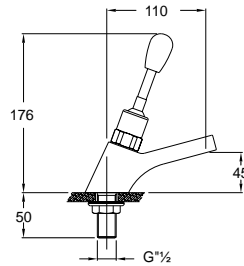
Rada Meynell 15/3	65
Rada 215-t3 dk	64

PRODUCT DESCRIPTION

Lever operated basin mounted tap with 12 (±3) second time flow for use on basins or counter tops.

- Water saving
- Robust design
- Easy to service one piece cartridge
- Fits standard washbasins and tap holes
- Soft closing action
- Adjustable flow rate
- ½" BSP flat face inlet

DIMENSIONS (mm) AND INSTALLATION



RADA TL 195 KNEE OPERATED TIMED FLOW VALVE



PRODUCT INFORMATION

PRODUCT CODE

Rada TL 195 - **2.1762.094**

HP

LP



WRAS

KIWA

WEB LINK

www.radacontrols.com/tl195

COMPLEMENTARY PRODUCTS

PAGE

Rada Meynell 15/3

65

Rada 215-t3 dk

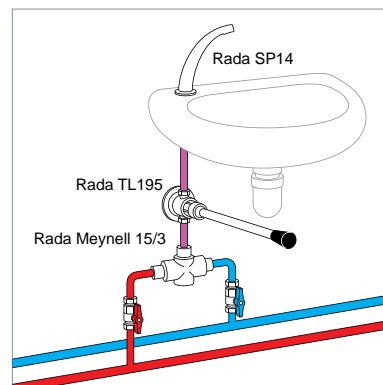
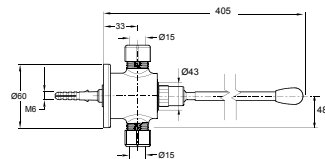
64

PRODUCT DESCRIPTION

Knee operated time flow control for use under basins where there is a requirement to avoid hand control with 12 (± 3) second time flow.

- Water saving
- Robust design
- Easy one piece cartridge for servicing
- Soft closing action
- Adjustable flow rate
- 15mm compression connections

DIMENSIONS (mm) AND INSTALLATION



RADA TRIPPOINT-F™



PRODUCT INFORMATION

PRODUCT CODE

Rada Tripoint-F™ 3 in 1 Electronic Mixer Tap
2.1658.011



WEB LINK

www.radacontrols.com/tripoint-f

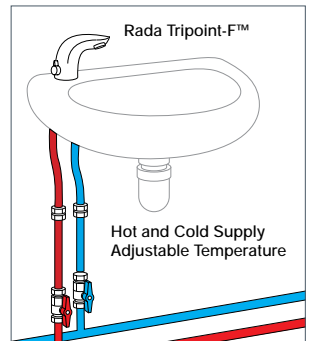
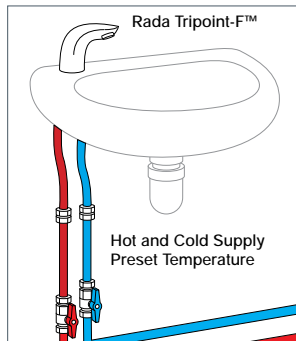
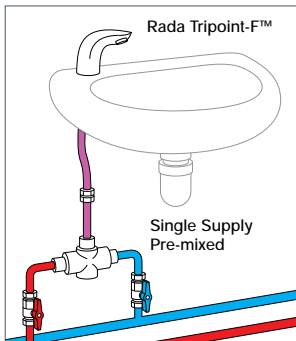
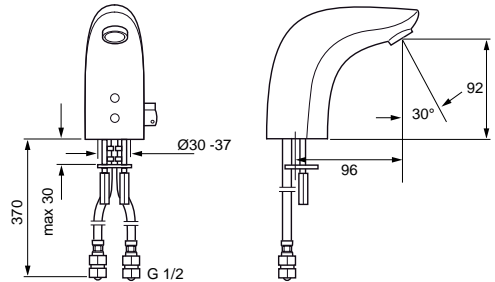
COMPLEMENTARY PRODUCTS	PAGE
Rada Meynell 15/3	65
Rada 215-t3dk	64

PRODUCT DESCRIPTION

Non-touch basin tap with a temperature adjustment control (as a factory default). Battery operated 6V. Flow controller (6 l/min) enables low water consumption (0.51 l/instance of use).

- Non-touch activated basin tap
- 3-in-1 product: can be installed with pre-mixed supply, or with hot and cold supply - with or without temperature adjustment (non-thermostatic)
- Factory preset: no adjustments needed after installation
- Battery operated: no need for an electrician
- In-line filters and self cleaning diaphragm
- Commercial aerator/straightener - vandal resistant for longlasting use
- Connections: ½" BSP

DIMENSIONS (mm) AND INSTALLATION





RADA CONTACT



PRODUCT INFORMATION

PRODUCT CODE

Rada Contact Touch Activated Tap **2.1685.012**

HP



WRAS

KIWA

WEB LINK

www.radacontrols.com/contact

COMPLEMENTARY PRODUCTS

PAGE

Rada Meynell 15/3

65

Rada 215-t3dk

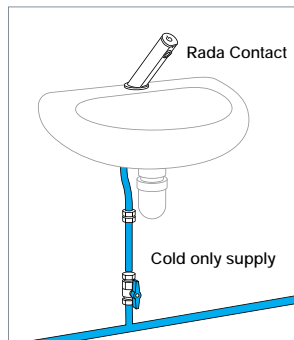
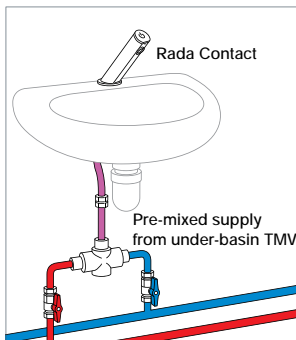
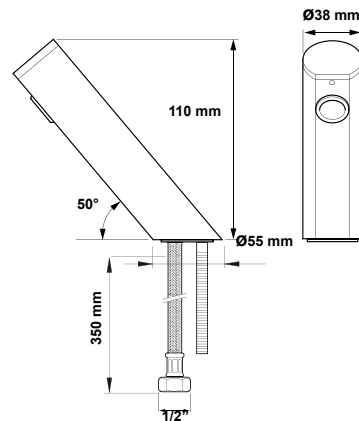
64

PRODUCT DESCRIPTION

Touch activated timed flow control tap for deck or basin mounted applications. Battery operated 9V. Flow controlled (6 l/min).

- Touch activated basin tap
- Minimalist design - easy to clean
- Designed to reduce water consumption
- 72 hour hygiene flush
- For cold or pre-mixed supply as shown
- Preset for optimum performance
- Connections: ½" inlet connector

DIMENSIONS (mm) AND INSTALLATION





RADA SP 14 BASIN SPOUT



PRODUCT INFORMATION

PRODUCT CODE

Rada SP14 - **2.1.122.65.2**

HP

LP

WEB LINK

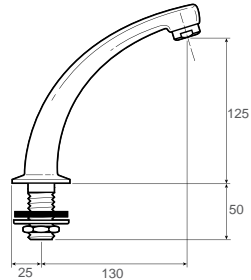
www.radacontrols.com/sp14

PRODUCT DESCRIPTION

A deck mounted basin spout with 130mm throw, ½" BSP male thread and flow perlator for aerated flow pattern.

- Durable polished chrome finish
- Easy to install

DIMENSIONS (mm)



RADA SP WD100 DECK MOUNTED BASIN SPOUT Low



PRODUCT INFORMATION

PRODUCT CODE

Rada SP WD100 - **1.1503.726**
Deck Mounted Basin Spout Low

HP

LP

WEB LINK

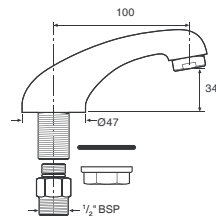
www.radacontrols.com/spwd100

PRODUCT DESCRIPTION

A deck mounted basin spout with 100mm throw supplied complete with 5 l/min flow regulator (optional flow straightener also supplied).

- Durable polished chrome finish
- Easy to install

DIMENSIONS (mm)



RADA SP WD110 DECK MOUNTED BASIN SPOUT



PRODUCT INFORMATION

PRODUCT CODE

Rada SP WD110 - **1.1503.727**
Deck Mounted Basin Spout Low

 HP

 LP

WEB LINK

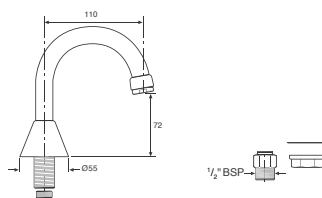
www.radacontrols.com/spwd110

PRODUCT DESCRIPTION

A deck mounted basin spout with 110mm throw supplied complete with 5 l/min flow regulator (optional flow straightener also supplied).

- Durable polished chrome finish
- Easy to install

DIMENSIONS (mm)



RADA SP WHD110 DECK MOUNTED BASIN SPOUT High



PRODUCT INFORMATION

PRODUCT CODE

Rada SP WHD110 - **1.1503.728**
Deck Mounted Basin Spout High

 HP

 LP

WEB LINK

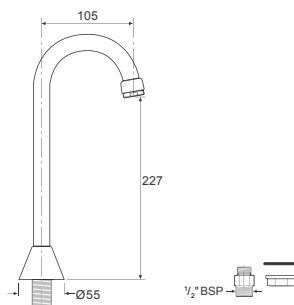
www.radacontrols.com/spwhd110

PRODUCT DESCRIPTION

A high neck deck mounted basin spout with 105mm throw supplied complete with 5 l/min flow regulator (optional flow straightener also supplied).

- Durable polished chrome finish
- Easy to install

DIMENSIONS (mm)



RADA SP W150 WALL MOUNTED BASIN SPOUT



PRODUCT INFORMATION

PRODUCT CODE

Rada SP W150 - **1.1503.729**
Wall Mounted Basin Spout

HP

LP

WEB LINK

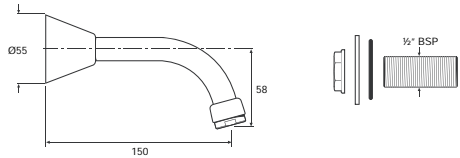
www.radacontrols.com/spw150

PRODUCT DESCRIPTION

A wall mounted basin spout with 150mm throw supplied complete with 5 l/min flow regulator (optional flow straightener also supplied).

- Durable polished chrome finish
- Easy to install

DIMENSIONS (mm)



RADA SP W190 WALL MOUNTED BASIN SPOUT Long



PRODUCT INFORMATION

PRODUCT CODE

Rada SP W190 - **1.1503.730**
Wall Mounted Basin Spout Long

HP

LP

WEB LINK

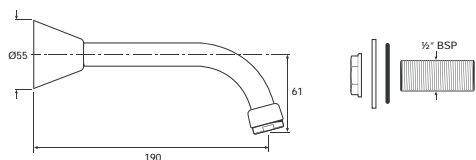
www.radacontrols.com/spw190

PRODUCT DESCRIPTION

A wall mounted basin spout with 190mm throw supplied complete with 5 l/min flow regulator (optional flow straightener also supplied).

- Durable polished chrome finish
- Easy to install

DIMENSIONS (mm)



RADA SP W150X WALL MOUNTED BASIN SPOUT



PRODUCT INFORMATION

PRODUCT CODE

Rada SP W150X - **1.1503.731**
Wall Mounted Spout

HP

LP

WEB LINK

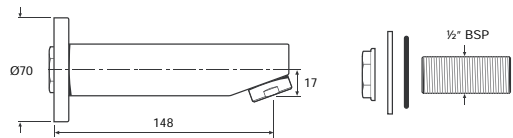
www.radacontrols.com/spw150x

PRODUCT DESCRIPTION

A wall mounted basin spout with 150mm throw supplied complete with 5 l/min flow regulator (optional flow straightener also supplied).

- Durable polished chrome finish
- Easy to install
- Connections: ½" BSP

DIMENSIONS (mm)





RADA ELECTRONIC WASHROOM CONTROLS

The electronic washroom control range allows system designers to achieve outstanding performance while still meeting sustainability and water-saving goals. Designed for commercial washroom applications they provide reliable water flow management for hand washing, showering, bathing and urinal flushing applications, all operated by non-touch sensors for increased levels of hygiene. The range includes everything from an individual outlet control through to a full 10-outlet system. These can be combined to suit any hand washing, showering and urinal flushing configuration and they are complemented by a full selection of ancillary products.

CONTENTS

86	Rada 120 Mono-Control System	97	Rada Pulse Isolating Key Switch
87	Rada 129 Mono-Control System	98	Rada Pulse Operating Key Switch
88	Rada 124 Mono-Control System	99	Rada Pulse Relay Box
89	Rada 122 Mono-Control System	100	Rada Pulse 120 Operating System
90	Rada 125 Mono-Control System	101	Rada Pulse 129 Operating System
91	Rada 126 Mono-Control System	102	Rada LR Operating System
92	Rada Universal Transformer	103	Rada Pulse 124 Operating System
93	Rada PT220 Transformer	104	Rada Pulse 122 Operating System
95	Rada Pulse Control Box	105	Rada Pulse 125 Operating System
96	Rada Pulse Hand Held Programmer	106	Rada Pulse 126 Operating System

RADA 120 MONO-CONTROL SYSTEM

For Hand Washing or Showering



PRODUCT INFORMATION

PRODUCT CODE

Rada Mono-Control System MC120 - **1.1495.009**



WEB LINK

www.radacontrols.com/mono120

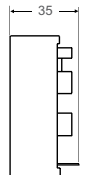
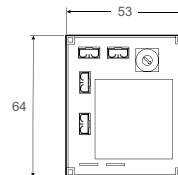
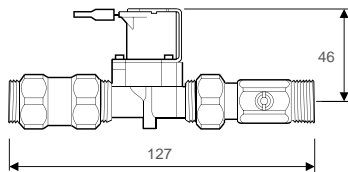
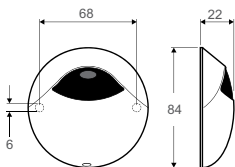
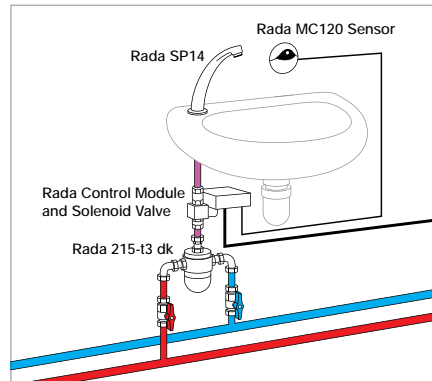
COMPLEMENTARY PRODUCTS	PAGE
Rada PT220 Transformer	93
Rada Universal Transformer	92
Rada Meynell 15/3	65
Rada 215-t3c	64
Rada VR Showerheads	119-125
Rada VR2 Showerheads	119-121
Rada SP W150	82
Rada SP WD100	80

PRODUCT DESCRIPTION

Each outlet to be served by one Rada Mono-Control System MC120 wall mounted flow control. Complete with chrome plated concealed active infra-red sensor, control module and 1/2" solenoid valve with isolator and filter.

- Hygienic non-touch control
- Wall mounted sensor for 'non-touch' control of a single wash basin or shower
- Economy and flexibility – timing can be programmed to suit application
- All elements linked via safe extra low voltage supply (12V)

DIMENSIONS (mm) AND INSTALLATION



RADA 129 MONO-CONTROL SYSTEM

For Hand Washing or Showering



PRODUCT INFORMATION

PRODUCT CODE

Rada Mono-Control System MC129 - **1.1495.014**

HP

LP



WRAS

WEB LINK

www.radacontrols.com/mono129

COMPLEMENTARY PRODUCTS

PAGE

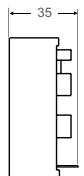
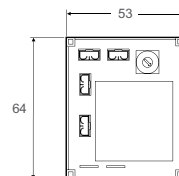
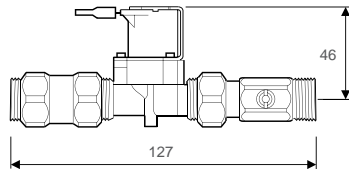
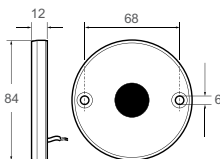
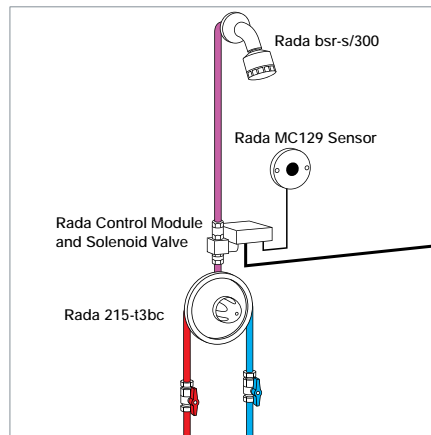
Rada PT220 Transformer	93
Rada Universal Transformer	92
Rada Meynell 15/3 - Mixing Valve	65
Rada 215-t3c - Mixing Valve	64
Rada VR Showerheads	119-125
Rada VR2 Showerheads	119-121
Rada bsr-s/300 - Shower Fitting	132
Rada SP W150	82
Rada SP WD100	80

PRODUCT DESCRIPTION

Each outlet to be served by one Rada Mono-Control System MC129 wall mounted flow control. Complete with chrome plated active infra-red sensor, control module and ½" solenoid valve with isolator and filter.

- Hygienic non-touch control
- Wall mounted sensor for 'non-touch' control of a single wash basin or shower
- Chrome plated metal alloy sensor – for more robust applications
- Economy and flexibility – timing can be programmed to suit application
- All elements linked via safe extra low voltage supply (12V)

DIMENSIONS (mm) AND INSTALLATION



RADA 124 MONO-CONTROL SYSTEM

For Hand Washing



PRODUCT INFORMATION

PRODUCT CODE

Mono-Control System MC124 - **1.1495.011**

HP	LP		WRAS
----	----	--	------

WEB LINK

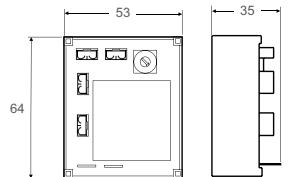
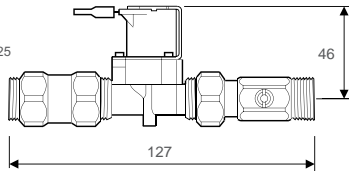
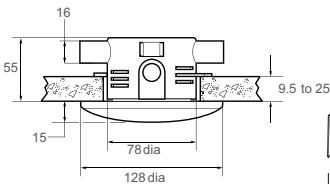
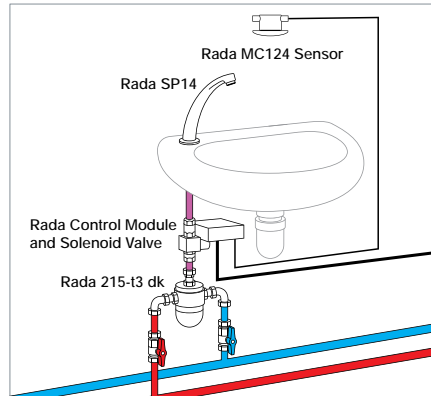
www.radacontrols.com/mono124

COMPLEMENTARY PRODUCTS	PAGE
Rada PT220 Transformer	93
Rada Universal Transformer	92
Rada SP W150	82
Rada SP WD100	80
Rada Meynell 15/3	65
Rada 215-T3 dk	64

PRODUCT DESCRIPTION DIMENSIONS (mm) AND INSTALLATION

Each washbasin to be served by one Rada Mono-Control System MC124 ceiling mounted flow control. Complete with concealed passive infra-red sensor, control module and 1/2" solenoid valve with isolator and filter.

- Hygienic non-touch control
- Ceiling mounted sensor for 'non-touch' control of individual wash basins
- Economy and flexibility – timing can be programmed to suit application
- All elements linked via safe extra low voltage supply (12V)



RADA 122 MONO-CONTROL SYSTEM

For Urinal Flushing



PRODUCT INFORMATION

PRODUCT CODE

Mono-Control System MC122 - **1.1495.010**



WEB LINK

www.radacontrols.com/mono122

COMPLEMENTARY PRODUCTS

PAGE

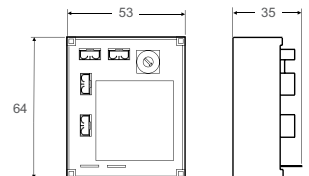
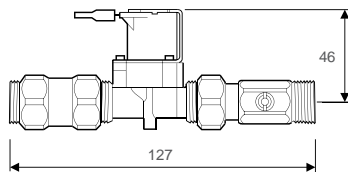
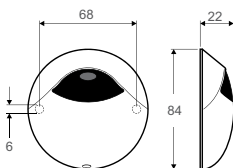
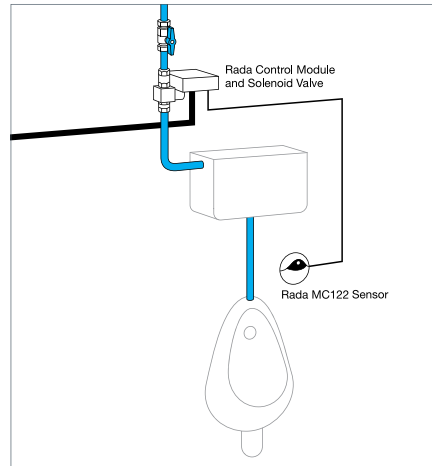
Rada PT220 Transformer	93
Rada Universal Transformer	92

PRODUCT DESCRIPTION

Each urinal bowl to be served by one Rada Mono-Control System MC122 wall mounted flushing control. Complete with active infra-red sensor, control module and 1/2" solenoid valve with isolator and filter.

- Hygienic non-touch control
- Wall mounted sensor for 'non-touch' control of a single urinal
- Programmable flush times provides flexibility and greater economy
- Automatic duty flush when building unoccupied
- All elements linked via safe extra low voltage supply (12V)

DIMENSIONS (mm) AND INSTALLATION



RADA 125 MONO-CONTROL SYSTEM

For Urinal Flushing



PRODUCT INFORMATION

PRODUCT CODE

Mono-Control System MC125 - **1.1495.012**

HP

LP



WRAS

WEB LINK

www.radacontrols.com/mono125

COMPLEMENTARY PRODUCTS

PAGE

Rada PT220 Transformer

93

Rada Universal Transformer

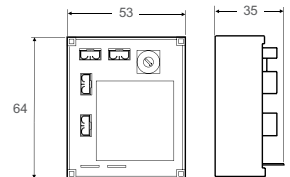
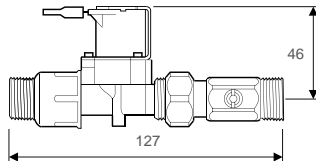
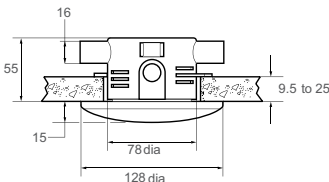
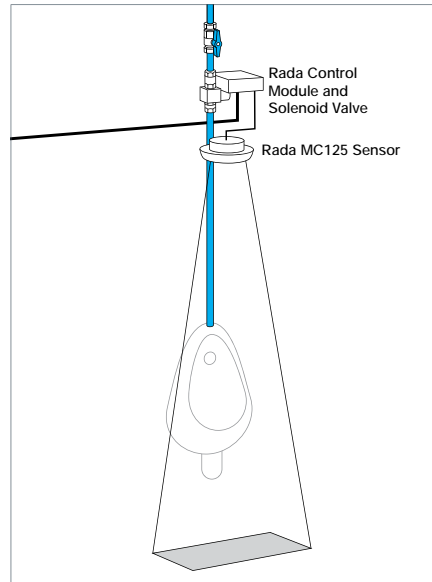
92

PRODUCT DESCRIPTION

Each urinal bowl to be served by one Rada Mono-Control System MC125 ceiling mounted flow control. Complete with concealed passive infra-red sensor, control module and 1/2" solenoid valve with isolator and filter.

- Hygienic non-touch control
- Ceiling mounted sensor for 'non-touch' control of a single urinal
- Programmable flush times provides flexibility and greater economy
- Automatic duty flush when building unoccupied
- All elements linked via safe extra low voltage supply (12V)

DIMENSIONS (mm) AND INSTALLATION



RADA 126 MONO-CONTROL SYSTEM

For Urinal Flushing



PRODUCT INFORMATION

PRODUCT CODE

Mono-Control System MC126 - **1.1495.013**

HP

LP



WRAS

WEB LINK

www.radacontrols.com/mono126

COMPLEMENTARY PRODUCTS

PAGE

Rada PT220 Transformer

93

Rada Universal Transformer

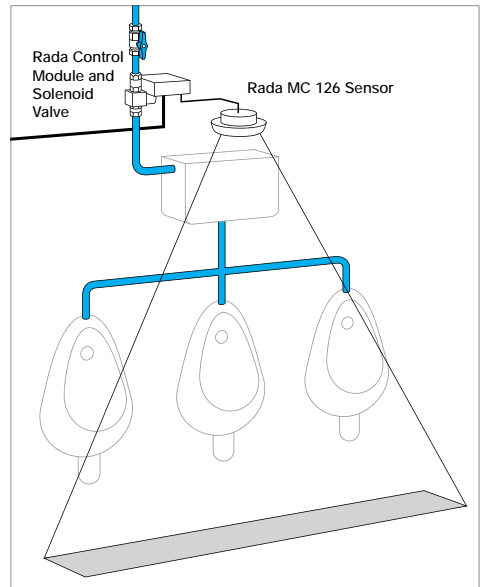
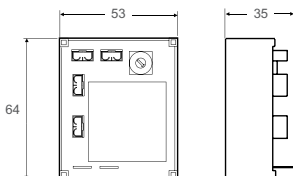
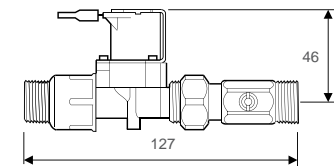
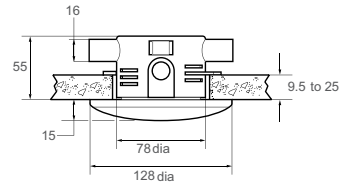
92

PRODUCT DESCRIPTION

Each group of urinal bowls - up to three - to be served by one Rada Mono-Control System MC126 ceiling mounted flow control. Complete with concealed passive infra-red sensor, control module and 1/2" solenoid valve with isolator and filter.

- Hygienic non-touch control
- Ceiling mounted sensor for 'non-touch' control of a group of urinals
- Programmable flush times provides flexibility and greater economy
- Automatic duty flush when building unoccupied
- All elements linked via safe extra low voltage supply (12V)

DIMENSIONS (mm) AND INSTALLATION



RADA UNIVERSAL TRANSFORMER



PRODUCT INFORMATION

PRODUCT CODE

Rada Universal 12 V AC Transformer
2.1.093.72.2

WEB LINK

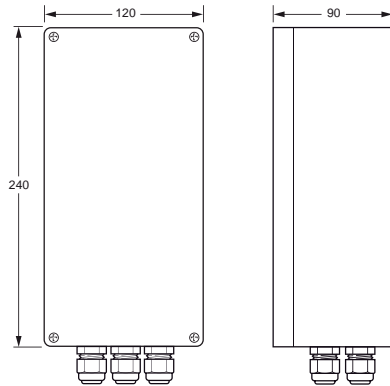
www.radacontrols.com/unitrans

PRODUCT DESCRIPTION

The Rada Universal 12 V AC Transformer is designed to supply 12 V AC to a maximum of 16 Rada Pulse Mono Control Systems. The transformer enclosure is water resistant and intended for wall mounting to a suitable flat dry surface. It is intended for permanent connection to the fixed electrical wiring of the mains electric system. A 2 metre length of 230 V supply cable is supplied pre-connected within the box. Safe, low-voltage 12 V AC output is fuse protected internally.

- Designed to provide safe, low voltage 12 V AC supply to up to 16 Rada Pulse Mono Control Systems
- Fuse protected internally
- Supplied with 2 m length of pre-connected supply cable

DIMENSIONS (mm)



RADA PT220 TRANSFORMER



PRODUCT INFORMATION

PRODUCT CODE

Rada TF750 - **2.1.093.53 .3**

WEB LINK

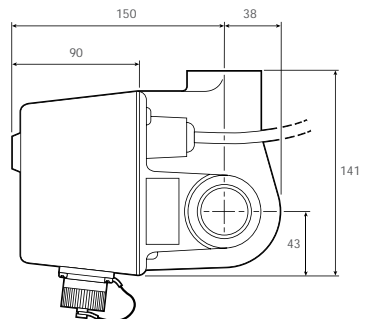
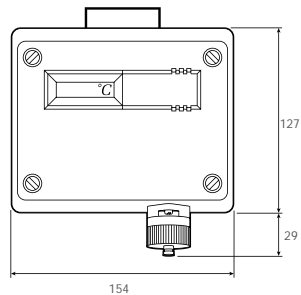
www.radacontrols.com/pt220trans

PRODUCT DESCRIPTION

12V transformer for use with 32 RMX.

- Designed to complement the Rada 32rmx
- Increased safety (Thermal trip in-built)
- CE compliant
- Approved to BS60742

DIMENSIONS (mm)





RADA PULSE CONTROL BOX



PRODUCT INFORMATION

PRODUCT CODE

Rada Pulse Control Box - **2.1.093.79.3**



WEB LINK

www.radacontrols.com/pulsebox

COMPLEMENTARY PRODUCTS

PAGE

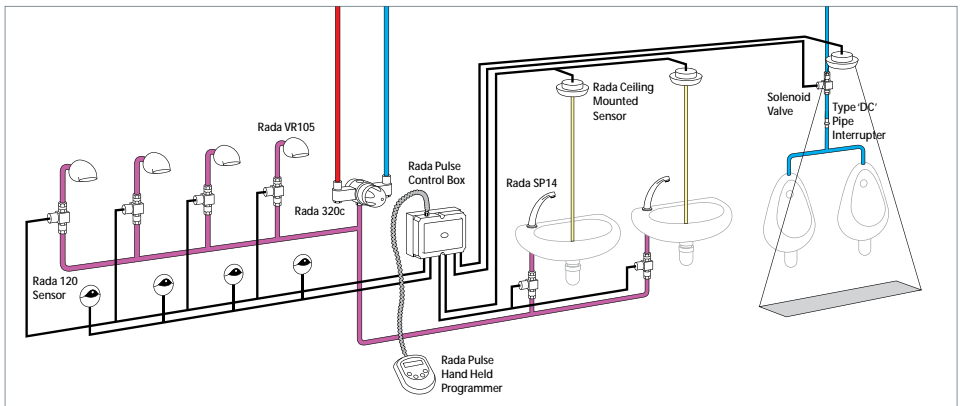
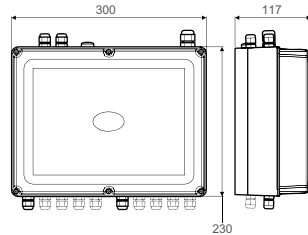
Rada Hand Held Programmer	96
Rada Pulse Isolating Key Switch	97
Rada Pulse Operating Key Switch	98
Rada Pulse Relay Box	99

PRODUCT DESCRIPTION

A complete washroom system control unit with 12 V transformer capable of controlling up to 10 Rada Pulse Operating Systems.

- Provides central control for complete washroom system
- Controls up to 10 individual showers, hand wash basins or urinals
- Integral 12 volt transformer
- Provides interface for auxiliary equipment e.g. pumps, ventilation fans or light systems
- Robust construction
- Compatible with all Rada Pulse Operating systems, sensors and solenoids

DIMENSIONS (mm) AND INSTALLATION



RADA PULSE HAND HELD PROGRAMMER



PRODUCT INFORMATION

PRODUCT CODE

Rada Pulse Hand Held Programmer
2.1.093.80.1



WEB LINK

www.radacontrols.com/pulseprog

COMPLEMENTARY PRODUCTS

PAGE

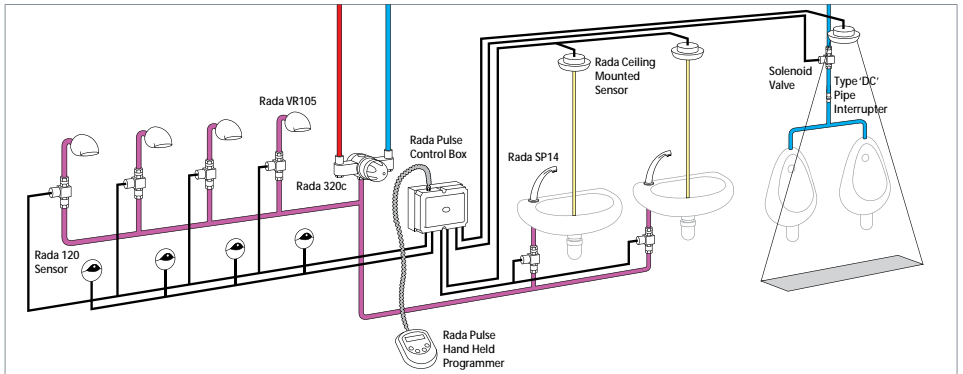
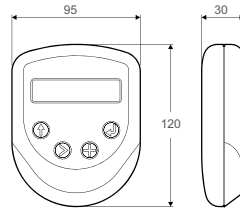
Rada Pulse Control Box	95
Rada Pulse Isolating Key Switch	97
Rada Pulse Operating Key Switch	98
Rada Pulse Relay Box	99

PRODUCT DESCRIPTION

With four touch sensitive buttons, two line back lit alpha numeric display and 3.0 metres extendable coiled cable suitable for programming the Rada Pulse Control Box.

- Allows the user to program mode of operation, duty cycles and flow duration for individual outlets
- Flexible programming to ensure maximum economy
- Easy to follow menu
- Multi-lingual
- Easy to use 'copy and paste' facility to assist programming multiple outlets
- Back lit alpha numeric display
- Fault finding facility

DIMENSIONS (mm) AND INSTALLATION



RADA PULSE ISOLATING KEY SWITCH



PRODUCT INFORMATION

PRODUCT CODE

Rada Pulse Isolating key Switch - **2.1495.080**



WEB LINK

www.radacontrols.com/pulseisokey

COMPLEMENTARY PRODUCTS

Rada Pulse Control Box System

PAGE

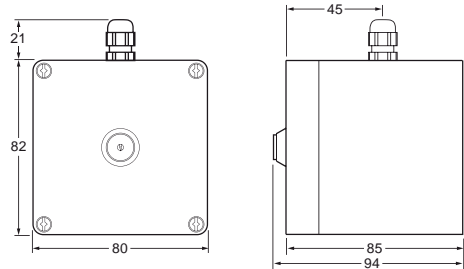
95

PRODUCT DESCRIPTION

Rada Pulse Isolating Key Switch for temporary disablement of Rada Pulse Control Box during cleaning or maintenance.

- Designed to be wired to the Rada Pulse Control Box
- Enables the temporary disabling of a Rada Pulse Washroom Control System during cleaning and maintenance periods
- For additional security, the key may only be removed when it's in the 'OFF' position

DIMENSIONS (mm) AND INSTALLATION



RADA PULSE OPERATING KEY SWITCH



PRODUCT INFORMATION

PRODUCT CODE

Rada Pulse Operating key Switch - **2.1495.081**



WEB LINK

www.radacontrols.com/pulsekey

COMPLEMENTARY PRODUCTS

PAGE

Rada Pulse Control Box System

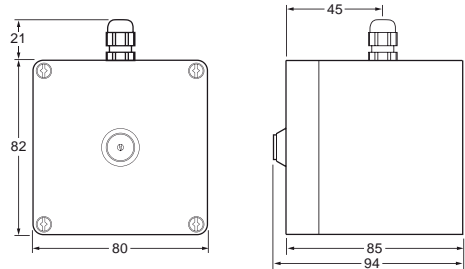
95

PRODUCT DESCRIPTION

Rada Pulse Operating Key Switch for the manual operation of multiple outlets by authorised key holders.

- Designed to be wired to the Rada Pulse Control Box
- Enables ON/OFF operation of the outlets, for such as group showers, for requisite period by authorised key holder
- For additional security, the key may only be removed when it's in the 'OFF' position

DIMENSIONS (mm) AND INSTALLATION



RADA PULSE RELAY BOX



PRODUCT INFORMATION

PRODUCT CODE

Rada Pulse Isolating key Switch - **2.1495.044**



WEB LINK

www.radacontrols.com/pulserelay

COMPLEMENTARY PRODUCTS

Rada Pulse Control Box System

PAGE

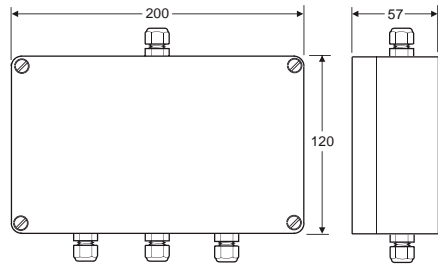
95

PRODUCT DESCRIPTION

Rada Pulse Relay Box for use with the Rada Pulse Washroom Control Box to provide three switched relays for operation of pumps, lights and fans.

- Designed to be connected to and controlled by the Rada Pulse Control Box
- Provides three switched relays which enable the Rada Pulse Control Box to be used to initiate the operation of such as pumps, lights and fans
- All three relay outputs are fuse protected

DIMENSIONS (mm) AND INSTALLATION



RADA PULSE 120 UNIVERSAL OPERATING SYSTEM

For Hand Washing or Showering



PRODUCT INFORMATION

PRODUCT CODE

Rada Pulse 120 Operating System - **1.1495.063**



WEB LINK

www.radacontrols.com/pulse120

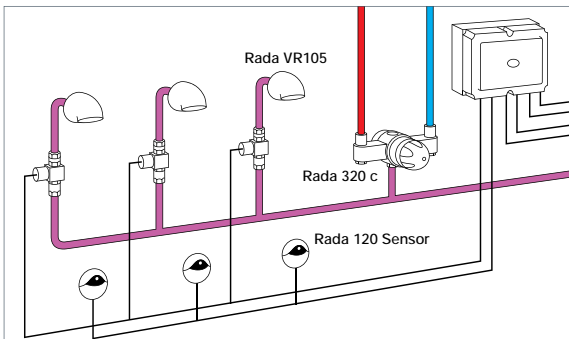
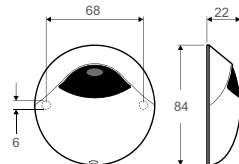
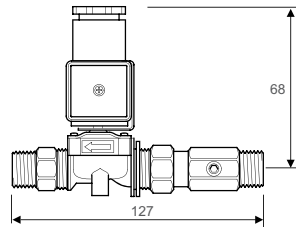
COMPLEMENTARY PRODUCTS	PAGE
Rada Pulse Control Box	95
Rada Pulse Hand Held Programmer	96
Rada VR Showerheads	119 - 125
Rada VR2 Showerhead	119 - 121
Rada SP W150 Spout	82
Rada SP WD100 Spout	80

PRODUCT DESCRIPTION

Each outlet to be served by one Rada Pulse 120 Operating System with wall mounted 'no touch' flow control. Complete with active infra-red sensor and 1/2" solenoid valve with isolator and filter.

- Hygiene 'no-touch' control
- Suitable for showering and handwashing
- Wall mounted sensor for 'no-touch' control of a single wash basin or shower
- Economy and flexibility - timing can be programmed to suit application
- All elements linked via safe extra low voltage (12 Volts) supply
- For use with Rada Pulse Control Box system

DIMENSIONS (mm) AND INSTALLATION



RADA PULSE 129 UNIVERSAL OPERATING SYSTEM

For Hand Washing or Showering



PRODUCT INFORMATION

PRODUCT CODE

Rada Pulse 129 Operating System - **1.1495.068**



WEB LINK

www.radacontrols.com/pulse129

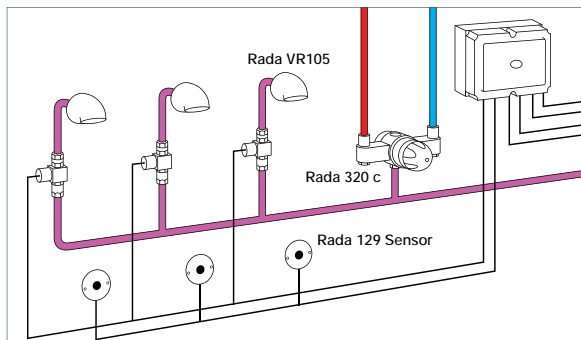
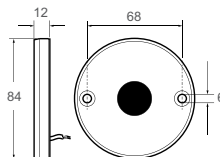
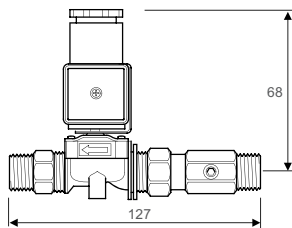
COMPLEMENTARY PRODUCTS	PAGE
Rada Pulse Control Box	95
Rada Pulse Hand Held Programmer	96
Rada VR Showerheads	119-125
Rada VR2 Showerhead	119-121
Rada SP W150 Spout	82
Rada SP WD100 Spout	80

PRODUCT DESCRIPTION

Each outlet to be served by one Rada Pulse 129 Operating System wall mounted 'no touch' flow control. Complete with chrome plated active infra-red sensor and 1/2" solenoid valve with isolator and filter.

- Hygiene 'no-touch' control
- Suitable for showering and handwashing
- Wall mounted sensor for 'no-touch' control of a single wash basin or shower
- Economy and flexibility - timing can be programmed to suit application
- All elements linked via safe extra low voltage (12 Volts) supply
- For use with Rada Pulse Control Box system

DIMENSIONS (mm) AND INSTALLATION



RADA LR OPERATING SYSTEM

For Hand Washing or Showering



PRODUCT INFORMATION

PRODUCT CODE

Rada LR Operating System - **1.1640.002**



WEB LINK

www.radacontrols.com/irops

COMPLEMENTARY PRODUCTS

PAGE

Rada LR Head

118

Rada Pulse Control Box System

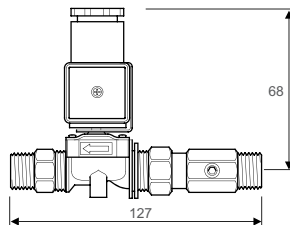
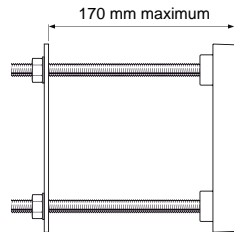
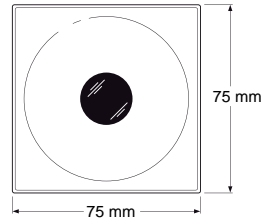
95

PRODUCT DESCRIPTION

Ligature resistant active infra-red sensor and ½" solenoid valve with isolator and filter.

- For use with the LR Head and Rada Pulse Control Box System
- Ideal for prisons and secure psychiatric facilities
- Designed to be recessed or built within the wall surface
- No-touch control of a washbasin or shower
- Economy and security - timing can be programmed for flow control and to prevent misuse

DIMENSIONS (mm)



RADA PULSE 124 OPERATING SYSTEM

For Hand Washing



PRODUCT INFORMATION

PRODUCT CODE

Rada Pulse 124 Operating System - **1.1495.065**

HP

LP



WRAS

WEB LINK

www.radacontrols.com/pulse124

COMPLEMENTARY PRODUCTS

PAGE

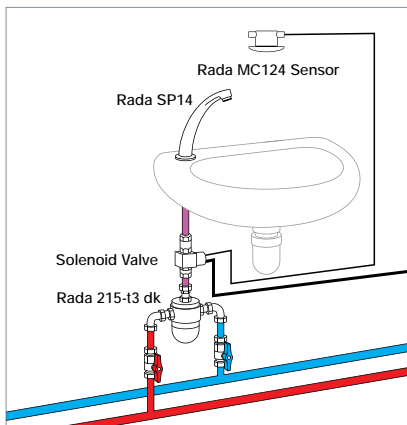
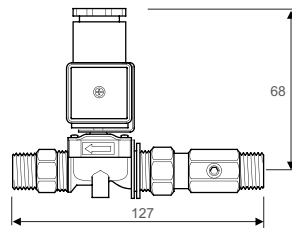
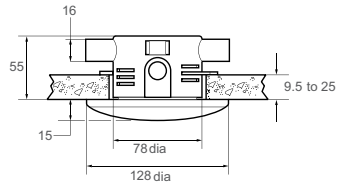
Rada Pulse Control Box System	95
Rada Pulse Hand Held Programmer	96
Rada SP W150 Spout	82
RADA SP WD100 Spout	80

PRODUCT DESCRIPTION

Each outlet to be served by one Rada Pulse 124 Operating System ceiling mounted flow control. Complete with concealed passive infra-red sensor and 1/2" solenoid valve with isolator and filter.

- Hygiene 'no-touch' control
- Ceiling mounted sensor for 'no-touch' control of single washbasins
- Economy and flexibility - timing can be programmed to suit application
- All elements linked via safe extra low voltage (12 Volts) supply
- For use with Rada Pulse Control Box system

DIMENSIONS (mm) AND INSTALLATION



RADA PULSE 122 OPERATING SYSTEM

For Urinal Flushing



PRODUCT INFORMATION

PRODUCT CODE

Rada Pulse 122 Operating System - **1.1495.064**

HP

LP



WRAS

WEB LINK

www.radacontrols.com/pulse122

COMPLEMENTARY PRODUCTS

PAGE

Rada Pulse Control Box

95

Rada Pulse Hand Held Programmer

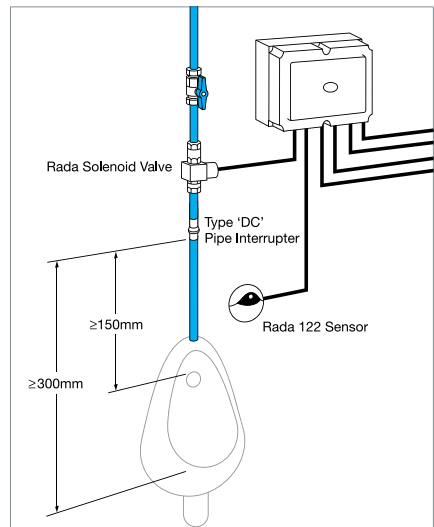
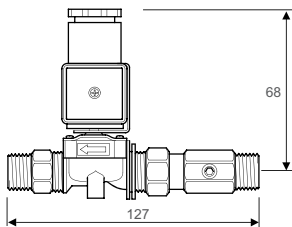
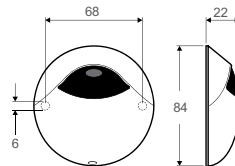
96

PRODUCT DESCRIPTION

Each urinal bowl to be served by one Rada Pulse 122 Operating System wall mounted flushing control. Complete with concealed active infra-red sensor and ½” solenoid valve with isolator and filter.

- Hygiene ‘no-touch’ automatic urinal flushing
- Wall mounted sensor for ‘no-touch’ control of a single urinal
- Programmable flush times provides flexibility and greater economy
- Automatic duty flush when building unoccupied
- All elements linked via safe extra low voltage (12 Volts) supply
- For use with Rada Pulse Control Box system

DIMENSIONS (mm) AND INSTALLATION



RADA PULSE 125 OPERATING SYSTEM

For Urinal Flushing



PRODUCT INFORMATION

PRODUCT CODE

Rada Pulse 125 Operating System - **1.1495.066**

HP

LP



WRAS

WEB LINK

www.radacontrols.com/pulse125

COMPLEMENTARY PRODUCTS

PAGE

Rada Pulse Control Box

95

Rada Pulse Hand Held Programmer

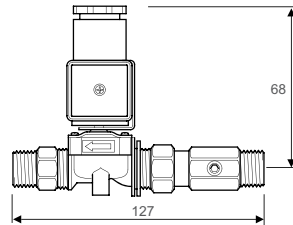
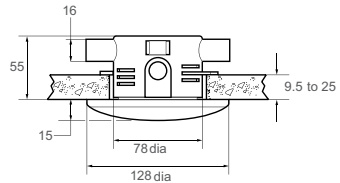
96

PRODUCT DESCRIPTION

Each urinal bowl to be served by one Rada Pulse 125 Operating System ceiling mounted flow control. Complete with concealed passive infra-red sensor and 1/2" solenoid valve with isolator and filter.

- Hygiene 'no-touch' automatic urinal flushing
- Ceiling mounted sensor for 'no-touch' control of a single urinal
- Programmable flush times provides flexibility and greater economy
- Automatic duty flush when building unoccupied
- All elements linked via safe extra low voltage (12 Volts) supply
- For use with Rada Pulse Control Box system

DIMENSIONS (mm)



RADA PULSE 126 OPERATING SYSTEM

For Urinal flushing



PRODUCT INFORMATION

PRODUCT CODE

Rada Pulse 126 Operating System - **1.1495.067**

HP	LP		WRAS
----	----	--	------

WEB LINK

www.radacontrols.com/pulse126

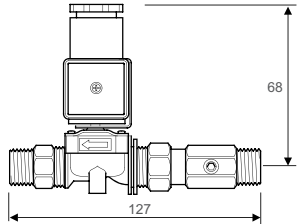
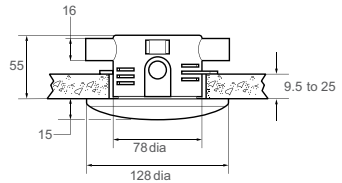
COMPLEMENTARY PRODUCTS	PAGE
------------------------	------

Rada Pulse Control Box	95
Rada Pulse Hand Held Programmer	96

PRODUCT DESCRIPTION DIMENSIONS (mm)

Each group of up to three urinal bowls to be served by one Rada Pulse 126 Operating System ceiling mounted flow control. Complete with concealed passive infra-red sensor and 1/2" solenoid valve with isolator and filter.

- For group (up to three) urinal flushing
- Hygiene 'no-touch' automatic urinal flushing
- Ceiling mounted sensor for 'no-touch' control of a single urinal
- Programmable flush times provides flexibility and greater economy
- Automatic duty flush when building unoccupied
- All elements linked via safe extra low voltage (12 Volts) supply
- For use with Rada Pulse Control Box system







RADA BATHING

Details on Rada's specialised solutions for bathing and showering applications are featured here. These include an under-bath thermostatic mixing valve (with TMV3 approval for use in high-risk applications) plus other products which reflect Rada's technological capabilities such as a fully thermostatic and TMV3-approved bath and shower mixer. This section also features Rada's bath spout range for use with pre-blended water. These versatile products allow the creation of genuinely bespoke bathing and showering solutions.

CONTENTS

110	Rada 222-T3 DK
111	Rada Autotherm-3 BSM
112	Rada SP TD180 Deck Mounted Bath Spout Low
112	Rada SP THD200 Deck Mounted Bath Spout
113	Rada SP T150 Wall Mounted Bath Spout Short
113	Rada SP T225 Wall Mounted Bath Spout Long

RADA 222 T3 DK



PRODUCT INFORMATION

PRODUCT CODE

Rada 222-t3 dk - **1.0.407.07.3**

TMV 3
Scheme

HP

LP

WRAS

WEB LINK

[www.radacontrols.com/222-t3 dk](http://www.radacontrols.com/222-t3-dk)

COMPLEMENTARY PRODUCTS

PAGE

Rada Pulse Range

95-106

Rada Bath Spouts

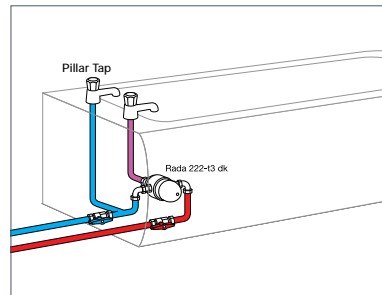
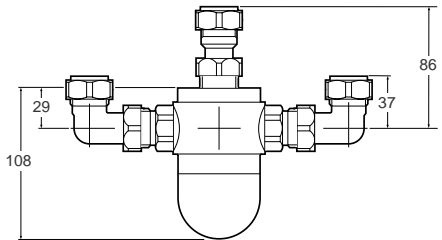
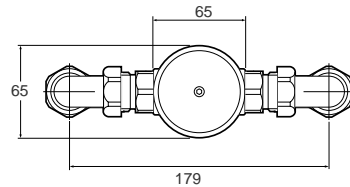
112-113

PRODUCT DESCRIPTION

3/4" thermostatic mixing valve incorporating Radatherm service-free cartridge, check valves and strainers. Supplied with 3/4" flat faced union connectors terminating in 22mm compression connections.

- Buildcert TMV3 Scheme Approved
- Features the unique patented 'Radatherm' service-free cartridge
- Complete with check valves and strainers
- Connections: (Inlets & Outlet) 3/4" flat-faced male union. Note: 2 elbows and 1 straight union connector are supplied, terminating in 22mm compression connections

DIMENSIONS (mm) AND INSTALLATION



RADA AUTOTHERM-3 BSM



PRODUCT INFORMATION

PRODUCT CODE

Rada-Autotherm-3 BSM - **1.1533.110**

TMV 2
Scheme

TMV 3
Scheme

HP

LP

WRAS

WEB LINK

www.radacontrols.com/autotherm-3

COMPLEMENTARY PRODUCTS

PAGE

Rada Autotherm-3 EV - Shower Fittings

133

Rada Autotherm-3 EV CAT5 - Shower Fittings

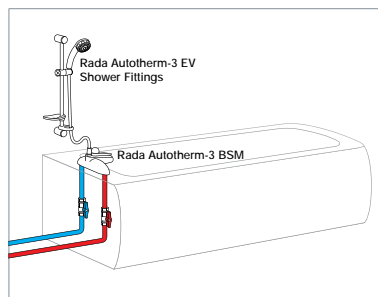
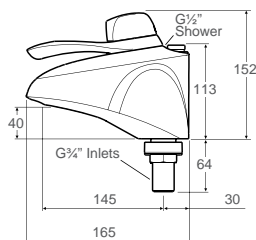
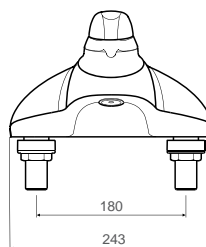
134

PRODUCT DESCRIPTION

Fully thermostatic bath and shower mixer, TMV 3 approved for both low and high pressure installation.

- Buildcert TMV3 Scheme Approved
- Buildcert TMV2 Scheme Approved
- The only bath shower mixer with the facility to deliver one maximum temperature for bathfill and another for showering
- It will automatically reset a safe maximum showering temperature where the higher bathfill temperature had already been set
- Easy 'above-the-bath maintenance' body removable from manifold for easy access to check valves and filters
- Supplied complete with service-free temperature and flow cartridges, check valves and flexible tails
- Connections: (Inlets to BSM body): ¾" BSP male at 180mm centres. Hot left, cold right.
- Inlets supplied with 0.5m long flexible hoses: 22mm compression fitting with isolating valves. (Shower Outlet): ½" BSP male

DIMENSIONS (mm) AND INSTALLATION



RADA SP TD180 DECK MOUNTED BATH SPOUT Low



PRODUCT INFORMATION

PRODUCT CODE

Rada SP TD180 - **1.1503.732**

HP

LP

WEB LINK

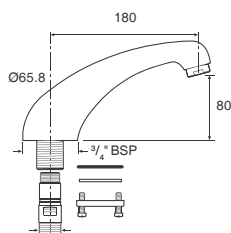
www.radacontrols.com/sptd180

PRODUCT DESCRIPTION

A deck mounted bath spout with 180mm throw supplied complete with a flow straightener.

- Durable polished chrome finish
- Easy to install

DIMENSIONS (mm)



RADA SP THD200 DECK MOUNTED BATH SPOUT



PRODUCT INFORMATION

PRODUCT CODE

Rada SP THD200 - **1.1503.733**

HP

LP

WEB LINK

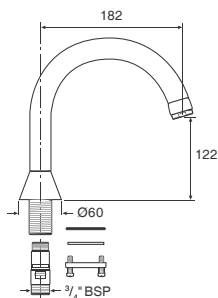
www.radacontrols.com/sptd180

PRODUCT DESCRIPTION

A deck mounted bath spout with 200mm throw supplied complete with a flow straightener.

- Durable polished chrome finish
- Easy to install

DIMENSIONS (mm)



RADA SP T150 WALL MOUNTED BATH SPOUT Short



PRODUCT INFORMATION

PRODUCT CODE

Rada SP T150 - **1.1503.734**

HP

LP

WEB LINK

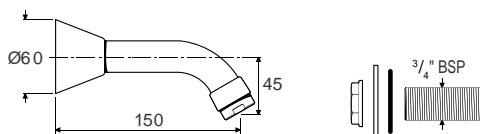
www.radacontrols.com/spt150

PRODUCT DESCRIPTION

A wall mounted bath spout with 150mm throw supplied complete with a flow straightener.

- Durable polished chrome finish
- Easy to install

DIMENSIONS (mm)



RADA SP T225 WALL MOUNTED BATH SPOUT Long



PRODUCT INFORMATION

PRODUCT CODE

Rada SP T225 - **1.1503.735**

HP

LP

WEB LINK

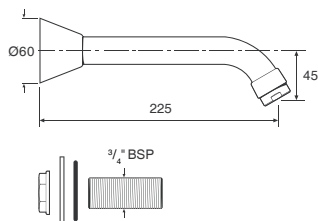
www.radacontrols.com/spt225

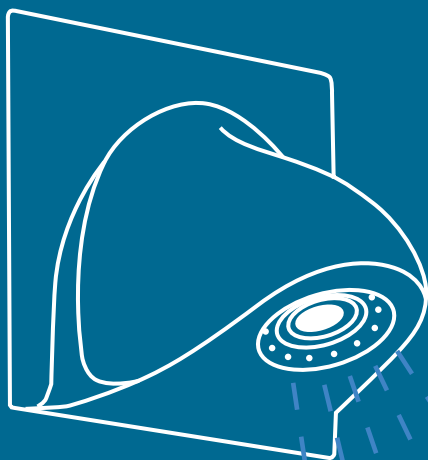
PRODUCT DESCRIPTION

A wall mounted bath spout with 225mm throw supplied complete with a flow straightener.

- Durable polished chrome finish
- Easy to install
- Connections: 3/4" BSP

DIMENSIONS (mm)





RADA SHOWER FITTINGS

This range of fixed and adjustable fittings allow Rada's customers to tailor each showering installation to suit the specific project in question. Whether you require contemporary shower rail kits, vandal or ligature-resistant shower fittings or Category 5 compliant bath and shower mixer kits, Rada can provide the perfect shower fitting solution.

CONTENTS

116	Rada EV Shower Fittings	127	Rada SH13 Chrome
117	Rada Heavy Duty EV Shower Fittings	128	Rada SH13 Spray Head White
118	Rada LR Head	129	Rada SH15 Chrome
119	Rada VR2-RS	130	Rada SH15 Spray Head White
120	Rada VR2-ES	131	Rada SH16 Spray Head White
121	Rada VR2-CC	132	Rada BSR S 300 Chrome
122	Rada VR 105	133	Rada Autotherm-3 EV Shower Fittings
123	Rada VR 115	134	Rada Autotherm-3 EV CAT5 Shower Fittings
124	Rada VR 125	135	Rada BSM Shower Fittings
125	Rada VR 145		
126	Rada ER S 310		



RADA EV SHOWER FITTINGS



PRODUCT INFORMATION

PRODUCT CODE

Rada EV Shower Fittings - Chrome
2.1642.001

HP

LP

WRAS

WEB LINK

www.radacontrols.com/evfittings

COMPLEMENTARY PRODUCTS

Rada RAC Accessory

PAGE

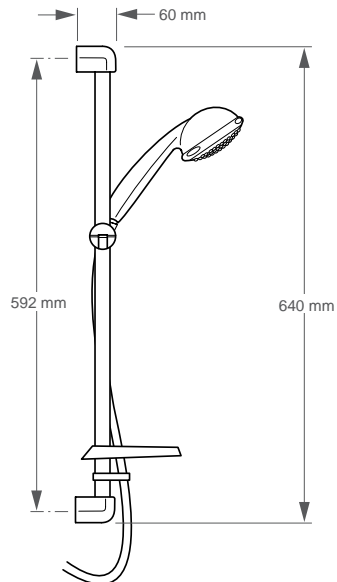
138

PRODUCT DESCRIPTION

Slide rail shower kit, supplied complete with 1.25m flexible hose, clamp bracket assembly, slide bar, end supports, soap dish, hose retaining ring and adjustable spray handset. Available in chrome finish. Suitable for connection to surface mounted shower controls.

- Easy to use - 5 function handset
- Suitable for high or low pressure plumbing systems
- RAC accessory available for built-in shower controls
- Connections: The shower hose terminates with a ½" BSP female thread

DIMENSIONS (mm)



RADA EV HEAVY DUTY SHOWER FITTINGS



PRODUCT INFORMATION

PRODUCT CODE

Rada EV Heavy Duty Shower Fittings - Chrome
2.1642.002

HP

LP

WRAS

WEB LINK

www.radacontrols.com/heavyduty

COMPLEMENTARY PRODUCTS

PAGE

Rada RAC Accessory

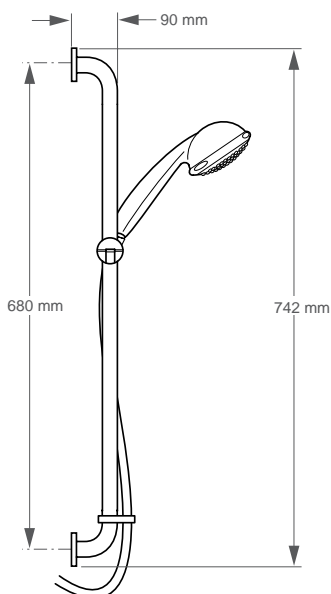
138

PRODUCT DESCRIPTION

Robust grab rail shower kit, supplied complete with 1.25 m flexible hose, clamp bracket assembly, hose retaining ring and adjustable spray handset. Available in chrome finish. Suitable for connection to surface mounted shower controls.

- Easy to use - 5 function handset
- Suitable for high or low pressure plumbing systems
- Heavy duty slide bar doubles as a grab rail
- RAC accessory available for built-in shower controls
- Connections: The shower hose terminates with a ½" BSP female thread

DIMENSIONS (mm)





RADA LR HEAD



PRODUCT INFORMATION

PRODUCT CODE

Rada LR Head - **2.1640.001**

HP

LP

WRAS

WEB LINK

www.radacontrols.com/lrhead

COMPLEMENTARY PRODUCTS

PAGE

Rada LR Operating System

102

Rada Pulse Control Box System

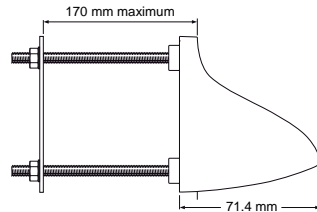
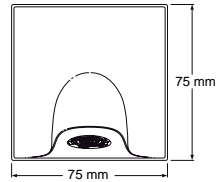
95

PRODUCT DESCRIPTION

Ligature resistant showerhead/short projection basin spout for connection to concealed pipework. Fitted with an 8 l/min spray cartridge, with a 5.0 l/min flow straightener supplied for basin use.

- For use with the LR Operating System and the Rada Pulse Control Box System
- Ideal for prisons and secure psychiatric facilities
- Designed to be recessed or built within the wall surface to prevent ligature points
- Vandal resistant, ligature resistant, suitable for showering or as a short projection basin spout
- Fitted with an 8 l/min spray cartridge providing consistent, efficient shower performance
- 5 l/min flow straightener supplied for basin use
- ½" BSP connection

DIMENSIONS (mm)





RADA VR2-RS



PRODUCT INFORMATION

PRODUCT CODE

Rada VR2-RS - **2.1652.009**

HP

LP

WRAS

WEB LINK

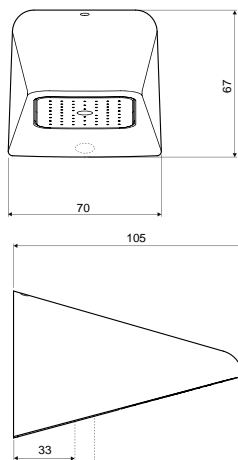
www.radacontrols.com/vr2rs

PRODUCT DESCRIPTION

For connection to concealed pipework, 1/2" BSP connection. With fixed spray plate and 9 l/min flow regulator (6.0 l/min regulator supplied).

- Vandal resistant Showerhead
- Available for concealed applications
- Combines style with high performance
- Ideal for leisure facilities, secure establishments, schools and student accommodation
- Polished chrome plated to a high standard
- Easy to fit and secure installation
- Choice of 9 l/min (fitted) or 6 l/min flow regulator (supplied) for water economy
- Connections: 1/2" BSP

DIMENSIONS (mm)





RADA VR2-ES



PRODUCT INFORMATION

PRODUCT CODE

Rada VR2-ES - **2.1652.011**

HP

LP

WRAS

WEB LINK

www.radacontrols.com/vr2es

COMPLEMENTARY PRODUCTS

PAGE

Rada Riser Pipe

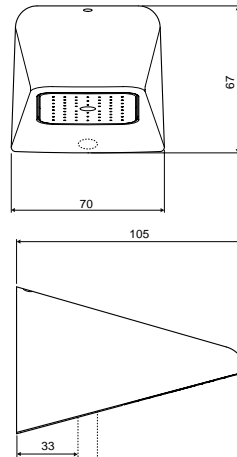
138

PRODUCT DESCRIPTION

For connection to rising surface pipework, 15mm push-fit pipe connection. With fixed spray plate and 9 l/min flow regulator (6.0 l/min regulator supplied).

- Vandal resistant Showerhead
- Available for exposed applications
- Combines style with high performance
- Ideal for leisure facilities, secure establishments, schools and student accommodation
- Polished chrome plated to a high standard
- Easy to fit and secure installation
- Choice of 9 l/min (fitted) or 6 l/min flow regulator (supplied) for water economy
- Connections: inlet ½" BSP

DIMENSIONS (mm)





RADA VR2-CC



PRODUCT INFORMATION

PRODUCT CODE

Rada VR2-CC - **2.1652.010**

HP

LP

WRAS

WEB LINK

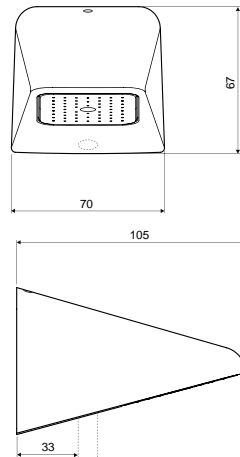
www.radacontrols.com/vr2cc

PRODUCT DESCRIPTION

For connection to concealed pipework, 15 mm compression fitting connection. With fixed spray plate and 9 l/min flow regulator (6.0 l/min regulator supplied).

- Vandal resistant Showerhead
- Available for concealed applications
- Combines style with high performance
- Ideal for leisure facilities, secure establishments, schools and student accommodation
- Polished chrome plated to a high standard
- Easy to fit and secure installation
- Choice of 9 l/min (fitted) or 6 l/min flow regulator (supplied) for water economy
- Connections: 15mm compression

DIMENSIONS (mm)





RADA VR105



PRODUCT INFORMATION

PRODUCT CODE

Rada VR105 - **1.0.098.77.1**

HP

LP

WRAS

KIWA

WEB LINK

www.radacontrols.com/vr105

COMPLEMENTARY PRODUCTS

PAGE

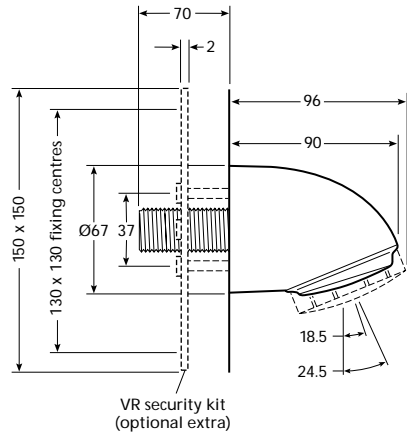
Rada VR Security Kit	138
Rada 310R Cartridge	138
Rada 300R Cartridge	138

PRODUCT DESCRIPTION

Vandal resistant shower fitting for connection to concealed pipework with fixed spray plate and 9 l/min flow regulator.

- Durable polished chrome finish
- Optional security plate for increased vandal resistance
- ½" BSP male nipple connection
- Fitted with single spray pattern plate with adjustable angle of discharge
- Fitted with 9 litres/minute flow regulator (6 litre regulator available)
- Connections: ½" BSP parallel nipple to concealed pipe work

DIMENSIONS (mm)





RADA VR115



PRODUCT INFORMATION

PRODUCT CODE

Rada VR115 - **1.0.098.83.1**

HP

LP

WRAS

KIWA

WEB LINK

www.radacontrols.com/vr115

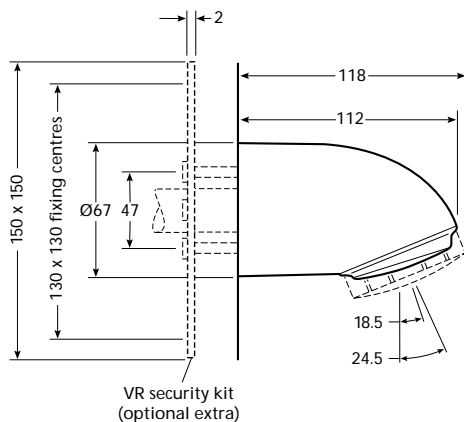
COMPLEMENTARY PRODUCTS	PAGE
Rada VR Security Kit	138
Rada 310R Cartridge	138
Rada 300R Cartridge	138

PRODUCT DESCRIPTION

Vandal resistant shower fitting for connection to concealed pipework with fixed spray plate and 9 l/min flow regulator.

- Durable polished chrome finish
- Optional security plate for increased vandal resistance
- 15 mm compression connection
- Fitted with single spray pattern plate with adjustable angle of discharge
- Fitted with 9 litres/minute flow regulator (6 litre regulator available)
- Connections: 15mm compression connection to concealed pipe work

DIMENSIONS (mm)





RADA VR125



PRODUCT INFORMATION

PRODUCT CODE

Rada VR125 - **1.0.098.81.1**

HP

LP

WRAS

KIWA

WEB LINK

www.radacontrols.com/vr125

COMPLEMENTARY PRODUCTS

PAGE

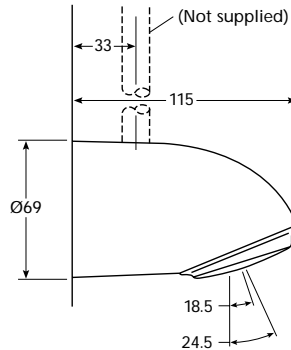
Rada Riser Pipe	138
Rada 310R Cartridge	138
Rada 300R Cartridge	138

PRODUCT DESCRIPTION

Vandal resistant shower fitting for connection to falling pipework with fixed spray plate and 9 l/min flow regulator.

- Durable polished chrome finish
- 15 mm compression connection
- Fitted with single spray pattern plate with adjustable angle of discharge
- Fitted with 9 litres/minute flow regulator (6 litre regulator available)
- Connections: Push-fit socket to accept 15mm pipe work

DIMENSIONS (mm)



RADA VR145



PRODUCT INFORMATION

PRODUCT CODE

Rada VR145 - **1.0.098.79.1**

HP

LP

WRAS

KIWA

WEB LINK

www.radacontrols.com/vr145

COMPLEMENTARY PRODUCTS

PAGE

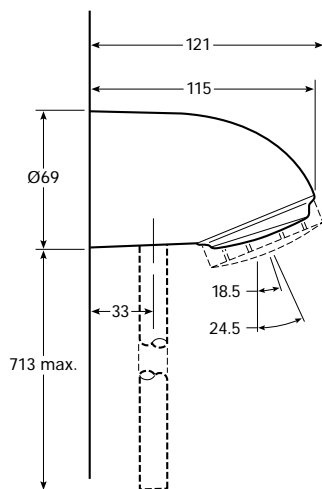
Rada Riser Pipe	138
Rada 310R Cartridge	138
Rada 300R Cartridge	138

PRODUCT DESCRIPTION

Vandal resistant shower fitting for connection to rising surface pipework with fixed spray plate and 9 l/min flow regulator.

- Durable polished chrome finish
- 15mm rising straight push-fit pipe connection
- Optional 'Rada Riser Pipe' suitable
- Fitted with single spray pattern plate with adjustable angle of discharge
- Fitted with 9 litres/minute flow regulator (6 litre regulator available)
- Connections: Push-fit socket to accept 15mm pipe work

DIMENSIONS (mm)





RADA ER-S 310 SHOWER FITTING



PRODUCT INFORMATION

PRODUCT CODE

Rada ER-S 310 Shower Fitting - **1.0.108.45.1**

HP

LP

WEB LINK

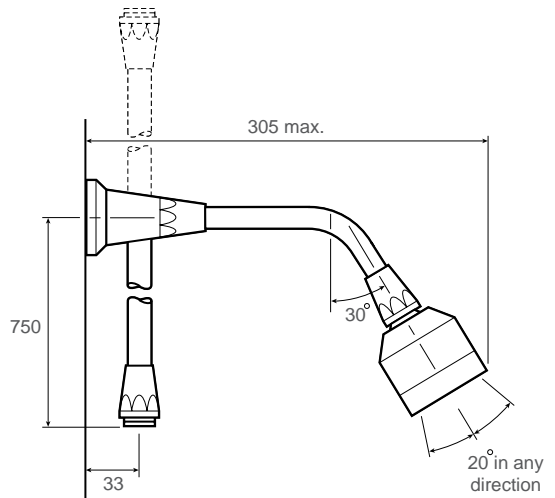
www.radacontrols.com/ers310

PRODUCT DESCRIPTION

Shower fitting assembly with stainless steel shower arm and riser pipe with 1/2" BSP male connection incorporating 310 hard water push clean spray fitting.

- Robust rigid riser/ball swivel Showerhead fitting assembly
- 1/2" BSP connections
- Durable polished chrome finish (Showerhead)
- Hard water Showerhead, self draining and push clean
- Robust, stainless steel shower arm and riser pipe

DIMENSIONS (mm)



RADA SH13 Chrome



PRODUCT INFORMATION

PRODUCT CODE

Rada SH13 Chrome - **1.0.098.08.2**

HP

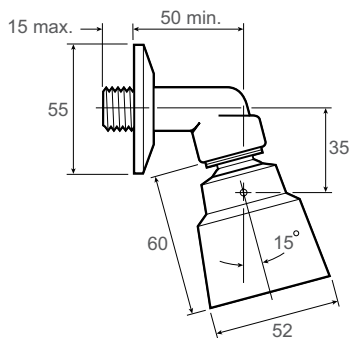
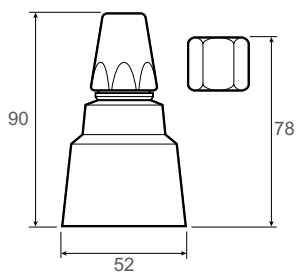
LP

PRODUCT DESCRIPTION

A chrome plated swivel spray head in engineering plastic with 15mm compression connection.

- Chrome ball swivel shower head
- 15mm compression connections
- Chrome connections
- Single spray pattern
- Compatible shower fittings available

DIMENSIONS (mm)





RADA SH13 SPRAY HEAD White



PRODUCT INFORMATION

PRODUCT CODE

Rada SH13 - **1.0.099.60.2**

HP

LP

WEB LINK

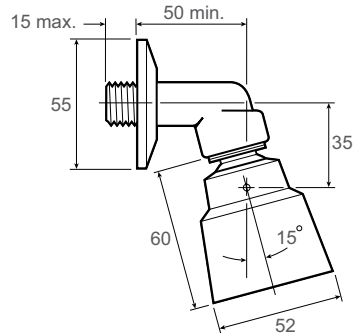
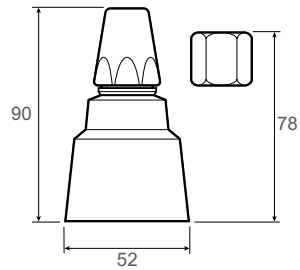
www.radacontrols.com/sh13w

PRODUCT DESCRIPTION

A white swivel spray head in engineering plastic with 15mm compression connection.

- White ball swivel shower head
- 15mm compression connections
- White engineering plastic with chrome connections
- Single spray pattern
- Compatible shower fittings available

DIMENSIONS (mm)



RADA SH15 Chrome



PRODUCT INFORMATION

PRODUCT CODE

Rada SH15 Chrome - **1.0.098.06.3**

HP

LP

WEB LINK

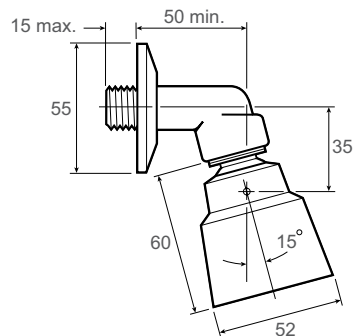
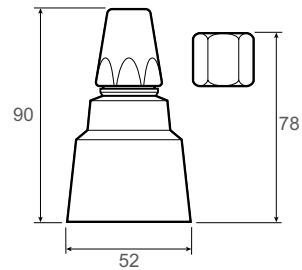
www.radacontrols.com/sh15c

PRODUCT DESCRIPTION

A chrome plated swivel spray head with ½" BSP male/female connection.

- White ball swivel shower head
- ½" BSP male/female connections
- Chrome connections
- Single spray pattern
- Compatible shower fittings available

DIMENSIONS (mm)



RADA SH15 SPRAY HEAD White



PRODUCT INFORMATION

PRODUCT CODE

Rada SH15 - **1.0.099.61.2**

HP

LP

WEB LINK

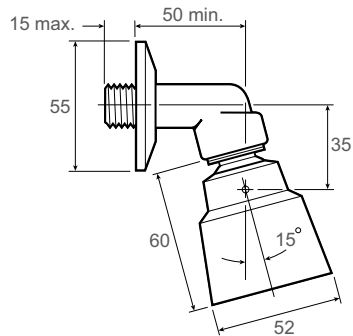
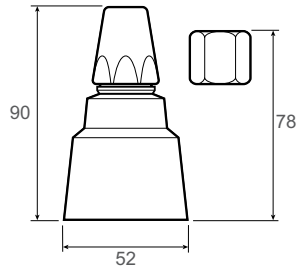
www.radacontrols.com/sh15w

PRODUCT DESCRIPTION

A white swivel spray head in engineering plastic with ½" BSP male/female connection.

- White ball swivel shower head
- ½" BSP male/female connections
- White engineering plastic with chrome connections
- Single spray pattern
- Compatible shower fittings available

DIMENSIONS (mm)



RADA SH16 SPRAY HEAD White



PRODUCT INFORMATION

PRODUCT CODE

Rada SH16 - **1.0.099.62.2**

HP

LP

WEB LINK

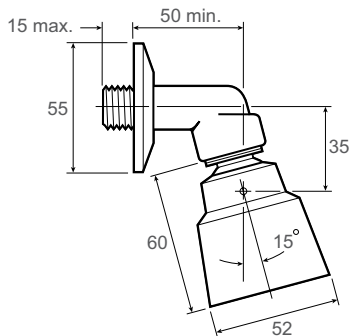
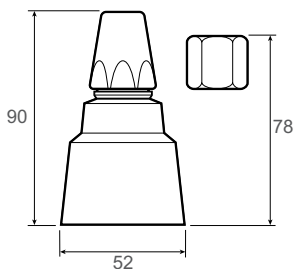
www.radacontrols.com/sh16w

PRODUCT DESCRIPTION

A white non-swivel spray head in engineering plastic with ½" BSP male/female connections.

- Rigid shower head
- ½" BSP male/female connections
- White engineering plastic with chrome connections
- Single spray pattern
- Compatible shower fittings available

DIMENSIONS (mm)





RADA BSR S 300 Chrome



PRODUCT INFORMATION

PRODUCT CODE

Rada bsr-s/300 Shower Fitting - **1.0.108.44.1**

HP

LP

WEB LINK

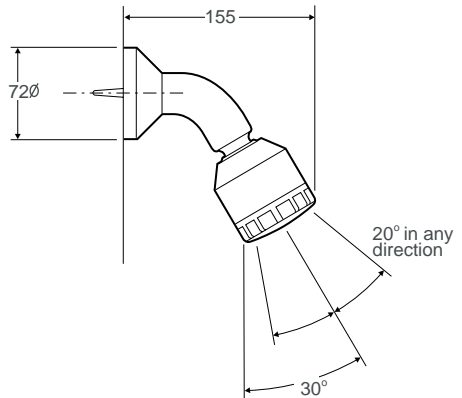
www.radacontrols.com/bsrs300

PRODUCT DESCRIPTION

Rigid shower fitting featuring a swivel shower head and ½" BSP nipple for connection to concealed pipework.


- Durable polished chrome finish
- Copper alloy rigid shower arm
- Chrome plated flexible shower head
- Variable spray pattern
- ½" BSP male nipple for concealed pipework connections
- Connections: ½" BSP parallel nipple for connection to concealed pipe work

DIMENSIONS (mm)





RADA AUTOTHERM-3 EV BATH/SHOWER FITTINGS



PRODUCT INFORMATION

PRODUCT CODE

Rada Autotherm-3 EV - **1.1533.117**

HP

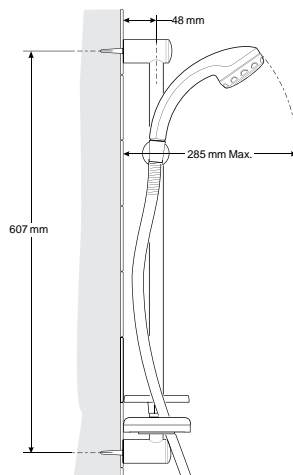
LP

WRAS

PRODUCT DESCRIPTION


Contemporary design bath/shower kit, supplied with 1.5m hose, 3 mode adjustable chrome handset, slide bar, hose retaining ring and soap dish. Easy to use 'turn and lock' slider mechanism.

- Slide rail kit in easy to clean chrome finish
- Supplied with 3 mode handset
- 1.5m hose, suitable for connection to bath/shower mixer
- Connections: ½" BSP





RADA AUTOTHERM-3 EV CAT5 BATH/SHOWER FITTINGS



PRODUCT INFORMATION

PRODUCT CODE

Rada Autotherm-3 EV CAT 5- **1.1533.118**

HP

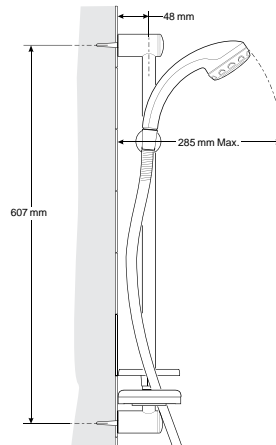
LP

WRAS

PRODUCT DESCRIPTION

Contemporary design bath/shower kit, featuring patented Category 5 compliant security hose retaining ring. Supplied with 1.5m hose, 3 mode adjustable chrome handset, slide bar and soap dish. Easy to use 'turn and lock' slider mechanism.

- Features patented Category 5 compliant security hose retaining ring
- Slide rail kit in easy to clean chrome finish
- Supplied with 3 mode handset
- 1.5m hose, suitable for connection to bath/shower mixer
- Connections: ½" BSP





RADA BSM BATH/SHOWER FITTINGS



PRODUCT INFORMATION

PRODUCT CODE

Rada BSM Shower fittings - 1.1533.247

HP

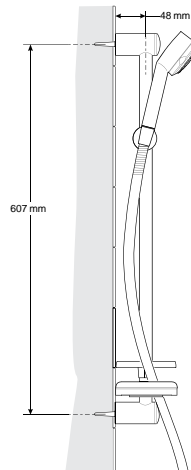
LP

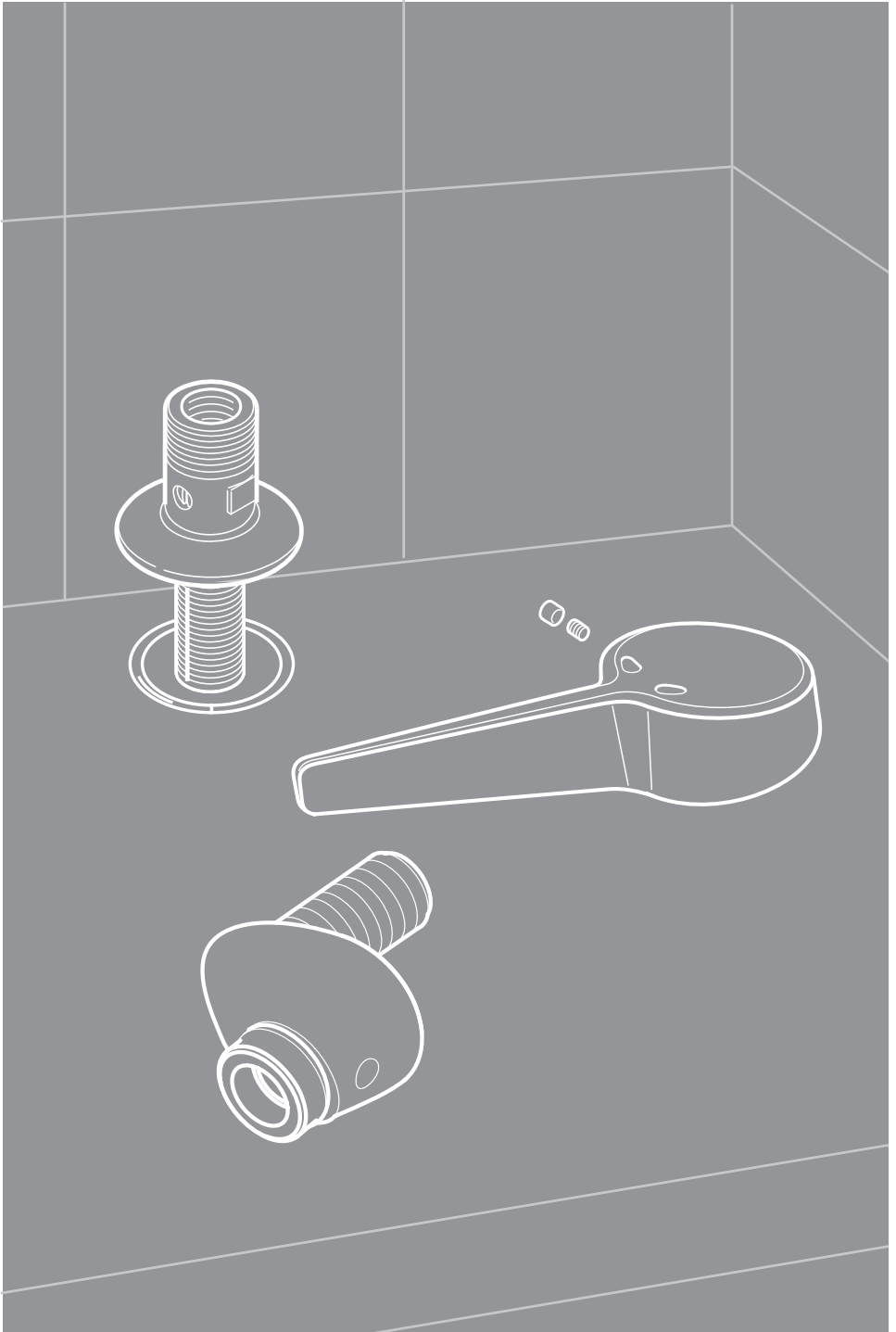
WRAS

PRODUCT DESCRIPTION

Bath/shower fittings including 3 mode adjustable chrome handset, slide bar, 1.5m hose and soap dish.

- Slide rail kit in easy to clean chrome finish
- Supplied with 3 mode handset
- 1.5m hose, suitable for connection to bath/shower mixer
- Connections: ½" BSP







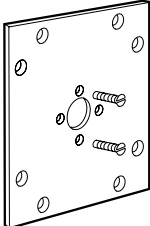
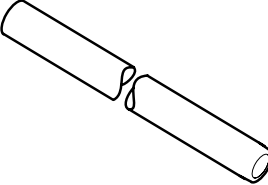

RADA ACCESSORIES

Here you will find details of Rada's comprehensive range of accessory products. These include security kits which prevent showerheads being removed from the wall, replacement cartridges for Rada's vandal-resistant showerheads, individual solenoid valves, plus the full range of non-touch sensors which complement the Pulse electronic washroom system. Together these accessory products enable the Rada customer to ensure that their washroom solutions operate at maximum efficiency at all times.

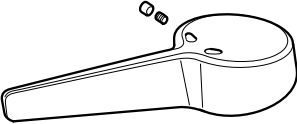
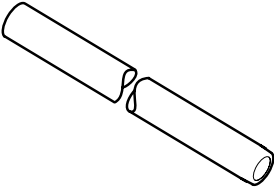
CONTENTS

138	Rada 300R Cartridge Rada 310R Cartridge Rada VR Security Kit Rada Riser Pipe Rada RAC Accessory	142	Rada Meynell 15mm Isolating Strainer Units Rada Meynell 22mm Isolating Strainer Units Rada Meynell 15mm Isolating Strainer Units with Check Valves
139	Long Lever Upgrade Kit Rada V10 Rigid Riser Accessory		Rada Offset Connector Accessory Pack Rada Unatherm-3 Straight Connector Pack
140	SV1015 12v Universal (BETA) SV1015 12v Universal (MULLER) SV 2022 ¾" 12v SV 2028 1" 12v SV 3022 ¾" 12v	143	3.0m Cable Accessory Kit Rada LR Sensor Rada AD10 Connector AD35 ½" x 250mm Nipple Rada SP Bidet Spout
141	Rada Pulse 120 Sensor Rada Pulse 129 Sensor Rada Pulse 124 Sensor Rada Pulse 122 Sensor Rada Pulse 125 Sensor Rada Pulse 126 Sensor		

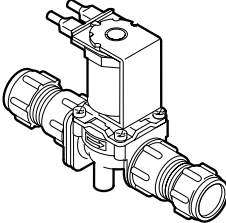
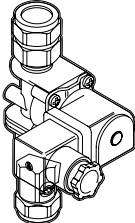
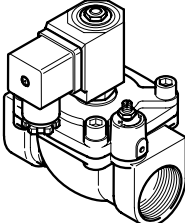
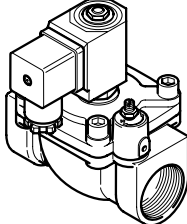
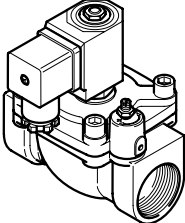
ACCESSORIES

		PRODUCT INFORMATION	
	<p>RADA 300R CARTRIDGE Chrome</p> <p>Adjustable spray cartridge for use with Rada VR Shower head range. Offering a choice of spray patterns - start, active, relax.</p>	PRODUCT CODE	
		<p>Rada 300R - 1.0.098.87.1</p> <p> <input type="checkbox"/> HP <input type="checkbox"/> LP <input type="checkbox"/> WRAS </p>	
	<p>RADA 310R CARTRIDGE Chrome</p> <p>Push clean spray cartridge for use with Rada VR shower head range. Particularly suitable for use in hard water areas.</p>	PRODUCT CODE	
		<p>Rada 310R - 1.0.098.88.1</p> <p> <input type="checkbox"/> HP <input type="checkbox"/> LP <input type="checkbox"/> WRAS </p>	
	<p>RADA VR SECURITY KIT Chrome</p> <p>Concealed mounting plate for use with Rada VR105 for higher level of vandal resistance.</p>	PRODUCT CODE	
		<p>Rada VR Security Kit - 5.936.94.1.0</p> <p> <input type="checkbox"/> HP <input type="checkbox"/> LP <input type="checkbox"/> WRAS </p>	
	<p>RADA RISER PIPE</p> <p>For use in conjunction with Rada VR125/VR145</p>	PRODUCT CODE	
		<p>Rada Riser Pipe - 5.936.03.1.0</p> <p> <input type="checkbox"/> HP <input type="checkbox"/> LP <input type="checkbox"/> WRAS </p>	
	<p>RADA RAC ACCESSORY</p> <p>Comprising right angled connector elbow. Converts Rada EV Shower Fittings into BIV (built-in).</p>	PRODUCT CODE	
		<p>Rada RAC Accessory - 1.1642.014</p>	


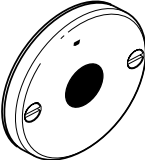
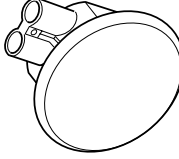
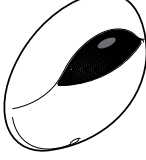

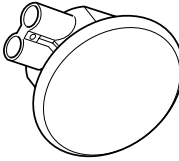
ACCESSORIES

		PRODUCT INFORMATION	
	<p>RADA THERMOTAP-3 LONG LEVER UPGRADE KIT</p> <p>Conversion kit to turn old style Thermotap bodies into 150mm long lever versions.</p>	PRODUCT CODE	
		<p>Rada Long Lever Upgrade Kit Thermotap - 1.1555.019</p>	
	<p>RADA V10 RIGID RISER ACCESSORY</p> <p>Designed to connect the Rada V10 Exposed Shower valve to either the Rada VR145 or RadaVR-ES Showerheads.</p>	PRODUCT CODE	
		<p>Rada V10 Rigid Riser Accessory 1.1651.020</p>	

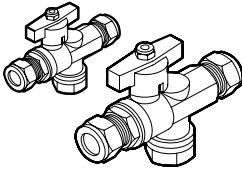
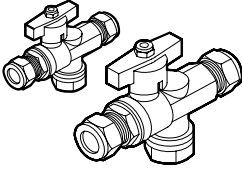
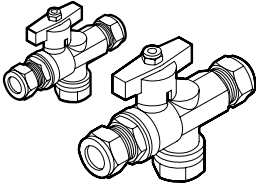
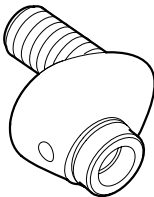
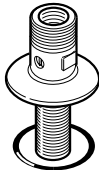
ACCESSORIES

PRODUCT INFORMATION		
	<p>RADA SV1015 12V (BETA) ½" solenoid valve with 15mm compression connections and ball valve (12V).</p>	<p>PRODUCT CODE</p> <hr/> <p>Rada SV1015 12v (BETA) 1.1495.002</p> <p> <input type="checkbox"/> HP <input type="checkbox"/> LP <input type="checkbox"/> WRAS </p>
	<p>RADA SV1015 12V (MULLER) ½" solenoid valve with 15mm compression connections and ball valve.</p>	<p>PRODUCT CODE</p> <hr/> <p>Rada SV1015 12v (MULLER) 1.1495.062</p> <p> <input type="checkbox"/> HP <input type="checkbox"/> LP <input type="checkbox"/> WRAS </p>
	<p>RADA SV2022 12V ¾" solenoid valve made from brass with ¾" BSP female connections.</p>	<p>PRODUCT CODE</p> <hr/> <p>Rada SV2022 12v - 2.1.094.45.1</p> <p> <input type="checkbox"/> HP <input type="checkbox"/> LP <input type="checkbox"/> WRAS </p>
	<p>RADA SV2028 12V 1" solenoid valve made from brass with 1" BSP female connections.</p>	<p>PRODUCT CODE</p> <hr/> <p>Rada SV2028 12v - 2.1.094.46.1</p> <p> <input type="checkbox"/> HP <input type="checkbox"/> LP <input type="checkbox"/> WRAS </p>
	<p>RADA SV3022 12V ¾" solenoid valve made from brass with ¾" BSP female connections.</p>	<p>PRODUCT CODE</p> <hr/> <p>Rada SV3022 12v - 2.1.094.47.1</p> <p> <input type="checkbox"/> HP <input type="checkbox"/> LP <input type="checkbox"/> WRAS </p>

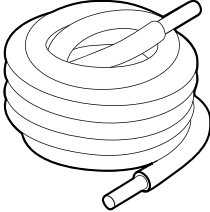
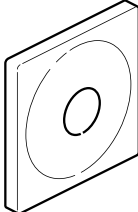
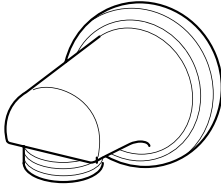

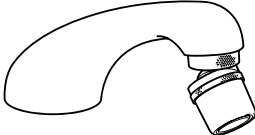
ACCESSORIES

PRODUCT INFORMATION		
	RADA PULSE 120 - SHOWERING AND HAND WASHING Chrome Surface mounted infra-red sensor no-touch operation.	PRODUCT CODE
		Rada Pulse 120 sensor - 2.1.093.87.1
	RADA PULSE 129 (900EKA) -SHOWERING AND HAND WASHING Chrome Surface mounted infra-red sensor no-touch operation.	PRODUCT CODE
		Rada Pulse 129 (900EKA) Showering and Hand Washing - 2.1.094.55.1
	RADA PULSE 124 - SINGLE WASH BASIN Chrome Ceiling mounted no-touch passive infra-red sensor.	PRODUCT CODE
		Rada Pulse 124 Single Washbasin 2.1.093.89.2
	RADA PULSE 122 - SINGLE URINAL Chrome Surface mounted infra-red sensor no-touch operation.	PRODUCT CODE
		Rada Pulse 122 Single Urinal 2.1.093.88.1
	RADA PULSE 125 - SINGLE URINAL White Ceiling mounted no-touch passive infra-red sensor.	PRODUCT CODE
		Rada Pulse 125 Single Urinal 2.1.093.90.2
	RADA PULSE 126 - GROUP URINAL White Ceiling mounted no-touch passive infra-red sensor.	PRODUCT CODE
		Rada Pulse 126 GROUP Urinal 2.1.093.91.2

ACCESSORIES

		PRODUCT INFORMATION	
	<p>RADA MEYNELL 15MM ISOLATING STRAINER UNITS Nickel Plate</p> <p>15mm isolating strainer units supplied in pairs with blue and red lever controls.</p>	PRODUCT CODE	Rada Meynell 15mm Isolating Strainer Units - SPVE0018J
		PRODUCT CODE	Rada Meynell 22mm Isolating Strainer Units - SPVE0017J
	<p>RADA MEYNELL 22MM ISOLATING STRAINER UNITS Nickel Plate</p> <p>22mm isolating strainer units supplied in pairs with blue and red lever controls.</p>	PRODUCT CODE	Rada Meynell 15mm Isolating Strainer Units With Check Valves SPVE0016J
		PRODUCT CODE	Rada Offset Connector Accessory Pack - 1.1562.076
	<p>RADA MEYNELL 15MM ISOLATING STRAINER UNITS WITH CHECK VALVES Nickel Plate</p> <p>15mm isolating strainer units with check valves supplied in pairs with blue and red lever controls.</p>	PRODUCT CODE	Rada Unatherm-3 Straight Connector Pack - 1.1606.049
		PRODUCT CODE	
	<p>RADA OFFSET CONNECTOR ACCESSORY PACK</p> <p>Offset inlet connectors (x 2) with 50mm connection nipple, brass backing nut and integral isolating ball valve.</p>	PRODUCT CODE	
		PRODUCT CODE	
	<p>RADA UNATHERM-3 STRAIGHT CONNECTOR PACK</p> <p>½" BSP inlet connectors (x 2) with integral isolating feature for use with Rada Unatherm-3 range of hospital taps.</p>	PRODUCT CODE	
		PRODUCT CODE	

ACCESSORIES

		PRODUCT INFORMATION	
	<p>3.0M CABLE ACCESSORY KIT</p> <p>Length of cable to be used with Rada Pulse sensor, supplied coiled with 2 pcs. cable connectors..</p>	PRODUCT CODE	
			Rada 3.0m Cable Accessory Kit 1.1495.117
	<p>RADA LR SENSOR Chrome</p> <p>Ligature resistant active infra-red sensor.</p>	PRODUCT CODE	
			Rada LR Sensor - 1.1640.003
	<p>RADA AD10 CONNECTOR</p> <p>Chrome</p> <p>Chrome plated brass 90° adaptor for connection to flexible hose or DV1015 to concealed pipe work..</p>	PRODUCT CODE	
			Rada AD10 Connector 1.0.095.06.1
	<p>RADA AD35 NIPPLE</p> <p>250mm x 1/2" BSP extended connection nipple</p>	PRODUCT CODE	
			Rada AD35 Nipple - 1.555.74.2.0
	<p>RADA SP BIDET SPOUT</p> <p>Deck mounted bidet spout for 'over-the-rim' delivery</p>	PRODUCT CODE	
			Rada SP Bidet Spout - 1.1503.736

www.radacontrols.com

Kohler Mira Limited
Cromwell Road
Cheltenham
Gloucestershire
GL52 5EP

T 0844 571 1777

F 0844 472 3076

E rada_technical@mirashowers.com

www.radacontrols.com



Mixed Sources

Product group from well-managed
forests, controlled sources and
recycled wood or fibre
www.fsc.org Cert no. SA-COC-001934
© 1996 Forest Stewardship Council

Mira, Rada, Kohler and Meynell are registered trade marks of Kohler Mira Limited. The company reserves the right to alter product specification without notice. © October 2011 Kohler Mira Ltd. All rights reserved. No parts of this document, or any accompanying document, may be reproduced or transmitted in any form or by any means, including photocopying or electronically, without the permission of Kohler Mira Limited.

P6235/1

rada
====