

Multi play structures

J4932



3+



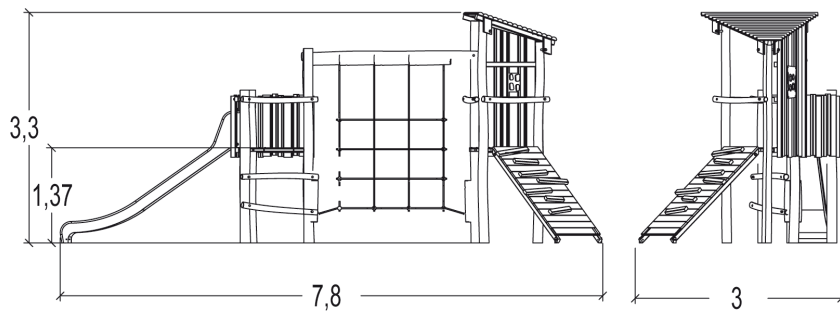
13



1,7m



1 = 7,8m 2 = 3m 3 = 3,3m



Play value

climbing



x1

sliding



x1

climbing



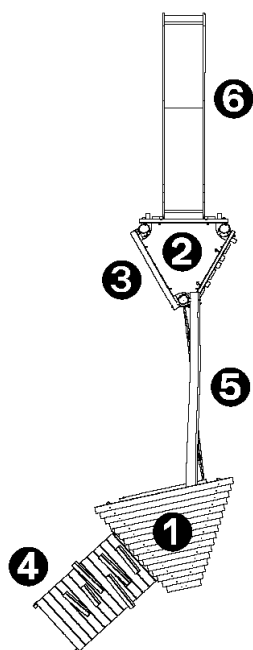
x2

meeting / role play



x2

Number of play elements: 6

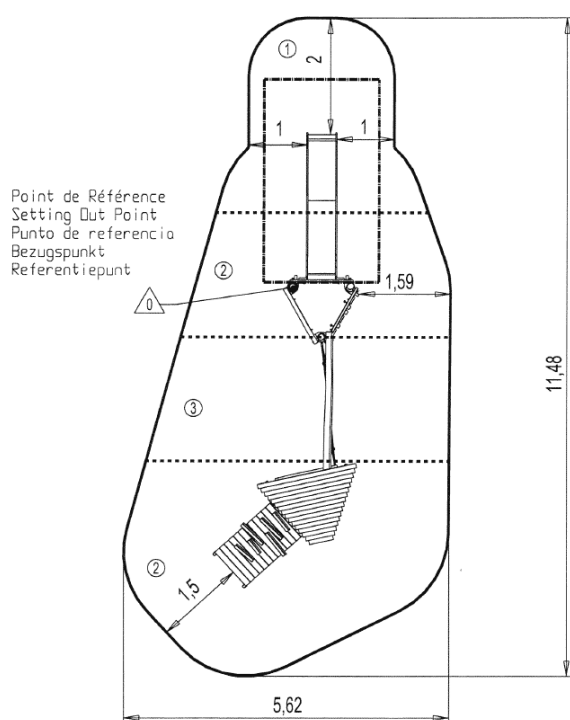




- ① Platform
- ② Platform Ht: 1.37m
- ③ Bridge 2 planks Ht: 1.17 to 1.37mm
- ④ Inclined ramp with logs Ht: 1.37m
- ⑤ Vertical net
- ⑥ Slide Ht: 1.37m

Installation of equipment

Impact area =

-  Impact area
-  Free space



		
1	1m	9m ²
2	1,37m	26,5m ²
3	1,7m	11m ²



2



10h00



0.2m³



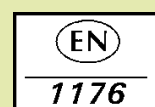
46.5m²



606kg



57kg



Proludic

2014-03-07