



*JOHNSTONE'S
COLOUR
COLLECTION*



VOICE OF COLOUR®



PAINT TO BE PROUD OF

INSPIRATION & COLOUR GUIDE

Voice of Colour is a colour range carefully selected by our PPG colour experts, utilising their in-depth knowledge and expertise.

This guide gives you a collection of palettes which are easy to bring to life in your home along with guidance to help you choose the right combination of colour that works for you.

Trusted by professional painters and decorators for over 125 years, Johnstone's Trade specialise in high performance trade paint and we are dedicated to bringing you the very best products for your home.

“Many of our customers are very enthusiastic when introduced to Voice of Colour. Now they have a new inspiring collection of colours that are essential for creating the perfect result in any room setting.

Voice of Colour is a range of carefully selected colours chosen by our PPG Colour Experts and supported by guidance on how to build the perfect colour scheme. If you find your ideal colour in other materials such as a cushion, tile, picture or an item of clothing, simply bring it along to one of our stores and we will scan and colour match your item for you.”

Donna Taylor
PPG Colour Expert



For the perfect colour scheme available in high performance paint you can rely on Johnstone's Trade.



60%

Moonlit Snow
PPG1041-1

30%

Mecca Gold
PPG1209-7

10%

Dark Granite
PPG1005-7

HOW TO CHOOSE COLOUR

With a vast amount of choice, finding the right colour combinations can be overwhelming. The 60-30-10 principle is a simple, three colour system that can help you to easily achieve a well-balanced scheme.

Take inspiration from the following pages in our guide and then use the colour chip pages at the back to fine tune your colour choice and create your perfect scheme.

Paint your room virtually! Upload a picture of your room and visualise the 60-30-10 principle before you apply any paint using the Johnstone's Trade ColourBox tool.

60%
Main Colour [main walls]

30%
Secondary Colour
[feature walls or ceilings]

10%
Accent Colour



ColourBox



www.johnstonestrade.com/colour

60%

Cold Iron
PPG1160-2

30%

Warm Bath
PPG1160-5

10%

Blue Tang
PPG1160-7





60%

Moonlit Snow
PPG1041-1

30%

Intuitive
PPG1022-2

10%

Dark Granite
PPG1005-7

HOW TO USE THE 60-30-10 PRINCIPLE

This useful principle provides guidance on how to choose and balance colours in your room. Around 60% should be your main colour, approximately 30% a feature colour and 10% can be an accent colour.

Within this guide, we have shown a range of colour combinations which take options from across the full pallet, that are all based on the 60-30-10 principle.

In the back of this guide you can find a selection of the chosen colours. This has been divided into

columns and ordered into light and dark shades to help you choose and distribute the colour around your space. Choose from one of the top or bottom four hues to select your 60% main colour, the two middle tints are best for the 30% feature colour and the remaining one shade then gives you the 10% accent.

You can either begin with your accent colour as your inspirational starting point and work up to your main colour, or start with the main colour and work down to the detail of accent colours.

60% MAIN COLOUR *Large Walls*

You can start your project with the main colour and establish the mood of the room. Pick fresh and calming neutral tones to create a feeling of

comfort and softness or darker shades for a strong, modern look.

30% FEATURE COLOUR *Feature Walls or Ceilings*

Once you have picked your main colour, brighten up your project with a feature colour. This colour provides the balance. If you have chosen a bold

main colour, then use a lighter secondary colour and, try something more vibrant if you have chosen a neutral main colour.

10% ACCENT COLOUR *Interior wood, cushions or accessories*

The final selection in the scheme is the finishing touch that will make your interior stand out. This could be a favourite accessory, cushion or fabric or alternatively, the interior wood such as the skirting or door frames of the room. Generally,

the accent colour is either the most vibrant or the most neutral depending on what you have chosen for the main colour. You can always start with the accent colour, either way it will bring the whole scheme together beautifully.



60%


Glistening Gray
PPG1043-4

30%

Wayward Winds
PPG1043-3

10%

Flannel
Pajamas
PPG1043-5



Play The Blues
PPG1145-5

60%

Composure
PPG1144-3

30%

Cooling Wax
PPG1145-1

10%



60%

Prophetic Sea
PPG1042-5

30%

Moondance
PPG1043-2

10%

Mecca Gold
PPG1209-7

ROOM INSPIRATION

The Voice of Colour system can be used to enhance any space.



Shaded Whisper
PPG0995-1

60%

Flannel Pajamas
PPG1043-5

30%

Starless Sky
PPG0995-7

10%



60%

Mauve Madness
PPG1049-5

30%

Balmy Breeze
PPG1056-1

10%

Commercial
White
PPG1025-1

Mecca Gold
PPG1209-7

60%

Grey Gables
PPG1010-2

30%

Oat Biscuit
PPG1023-1

10%



ROOM INSPIRATION



60% Commercial White
PPG1025-1

30% Warm Bath
PPG1160-5

10% Blue Zephyr
PPG1042-6



Summer Shadow
PPG0996-7 60%

Dover Gray
PPG1001-5 30%

Warm Bath
PPG1160-5 10%



Intuitive
PPG1022-2

60%

Floating Veil
PPG1022-3

30%

Black Elegance
PPG1004-7

10%

Moonlit Snow
PPG1041-1

60%

Grey Gables
PPG1010-2

30%

Black Leopard
PPG1011-7

10%



VOICE OF COLOUR TRENDS 2019

Discover more at www.johnstonestrade.com/colour



WITH IT

Ironic & Iconic

A bright theme full of energy, optimism, and artistry. Self-expression and statement colours are central in defining this rebellious and abstract trend. Bright design and vibrant themes underlay this expressive palette.



WITHOUT

Quietly Powerful

These hues convey a design mood that is both calming and quietening, and yet still impactful and powerful. A range of colours that provide a peaceful mood or a softness, and are both vibrant and impactful.



WITH CLASS

Redefining Luxury

The range of colours that provides luxury at all levels. On one hand, this colour palette is full of timeless and classic neutrals, and on the other, it is loaded with richly saturated and elegant gem tones.



With
SPRIT

Shifting Intentions

Identifies with the desires of both the cosmic and romantic. Soft whites and tinted blacks add purity and mystery, whilst unifying colours associate wisdom, dignity, independence, creativity and magic.

COLOUR OF THE YEAR 2019

NIGHT WATCH

Want to be neutral or make a statement? You can do both with Night Watch. During our annual Voice of Colour meeting in New York, our international team of colour experts proclaimed this trending tint 'Colour of the Year'. Radiating peace and calm, it is the perfect luxurious hue for every space. Alive and earthy, this dark-green colour easily brings nature to your interior project.



COLOUR OF THE YEAR

Night Watch
PPG1145-7

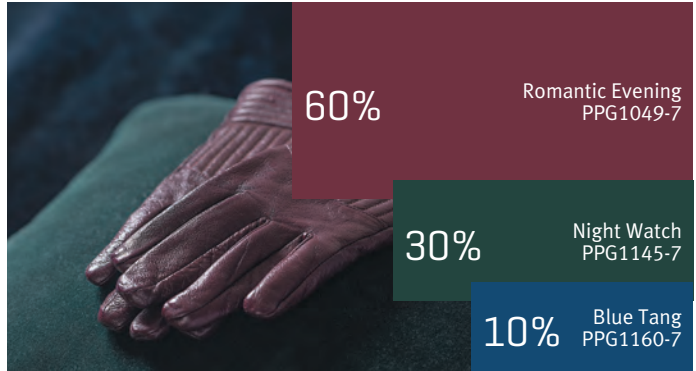
Night Watch is a darkened green that has the ability to almost act like a neutral with yet enough intensity to stand as a feature colour.



Night Watch
PPG1145-7

INSPIRATION WITH NIGHT WATCH

The intensity and presence of this green shade commands attention and provides a sense of feeling connected to nature.



Night Watch
PPG1145-7

This seasons greens are well saturated and fall into the mid-to-dark range of shades.



Night Watch
PPG1145-7

60%

Snowy Mount
PPG1049-1

30%

Balmy Breeze
PPG1056-1

10%

Night Watch
PPG1145-7


60%

Whitby Jet
PPG1001-7

30%

Cool Melon
PPG1057-2

10%





Swansong
PPG1001-1

60%

Gray Shadows
PPG1005-3

30%

Romantic
Evening
PPG1049-7

10%

VOICE OF COLOUR

60-30-10 PRINCIPLE




With a vast amount of choice, finding the right combination of colour can be difficult. The 60-30-10 principle is a simple, three colour system that can help you easily achieve a well-balanced scheme.

Set the mood by covering around 60% of the space in the main colour, balance with approximately 30% of a complementary shade on a feature wall or ceiling and finish with the 10% accent tint in interior wood or accessories. Start from either the top-down for a timeless and calming scheme or go from the bottom up to design a modern and moody room.

INSPIRATION AND EXPERTLY CHOSEN COLOURS

This guide offers you a collection of expertly chosen colours which reflect modern schemes for your projects. The 60-30-10 principle helps you choose the right combination of colour that works for you.



FOLLOW YOUR OWN STYLE

The Voice of Colour three-colour system allows you to opt for a daring colour scheme or quiet combination. You can choose to your own style and space easily resulting in your three favourite shades shown in a well-balanced interior.

VISUALISE YOUR COLOUR ONLINE

Our ColourMatch Service and ColourBox Tool are designed to give you confidence when choosing the perfect colours for your project.

Johnstone's Trade provides high performance paint in any colour. Whether it's a lampshade or cushion, a sample of your favourite wallpaper or plant – show us the colour and we can scan and match it.

Best of all, colours are available in the Johnstone's Trade range, ensuring professional colour accuracy in high performance coatings.

Visit the Johnstone's Trade virtual room painter tool online now to get easy access to the full Voice of Colour palette. Also providing you with schemes and support to create palettes of colour for your projects.

Find out more at www.johnstonestrade.com/colour



60%

Blue Zephyr
PPG1042-6

30%

New Chalk
PPG1006-1

10%

Starless Sky
PPG0995-7

VOICE OF COLOUR

Set the mood by covering around 60% of the room with the main colour of your choice, using the four top or bottom colours. Fill approximately 30% with a secondary colour, and provide the finishing touch with 10% of an accent colour.

Sheen levels

Wood Paints



MATT Below 15%*



EGGSHELL 15-30%*



SATIN 30-60%*



SEMI-GLOSS 60-75%*



GLOSS Above 75%*


Wall paints



FLAT Below 3%*



MATT 3-5%*



EGGSHELL 5-10%*



SATIN 10-35%*



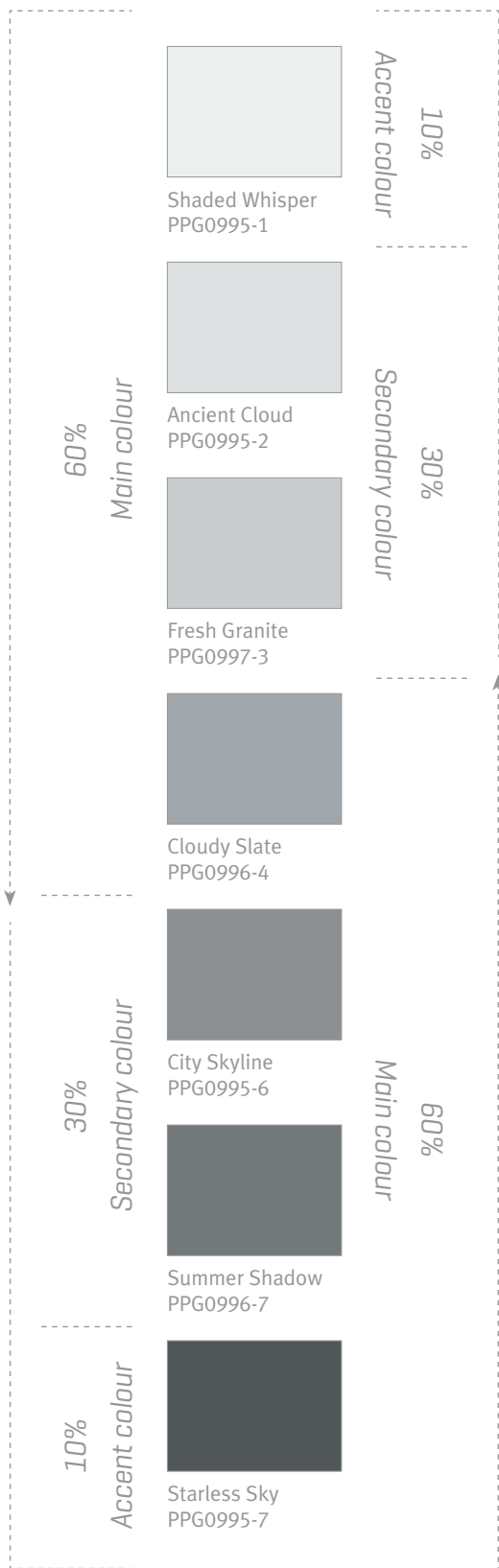
SEMI-GLOSS 35-70%*



GLOSS Over 70%*

* WOOD PAINTS - Approximate sheens of PPG Architectural Paints based on typical 60° Metre Gloss Reading Ranges. Sheen shown in: Secret Spell PPG1165-7

* WALL PAINTS - Approximate sheens of PPG Architectural Paints based on typical 60° Metre Gloss Reading Ranges. Sheen shown in: Intuitive PPG1022-2





Swansong
PPG1001-1



Snowy Mount
PPG1049-1



Commercial White
PPG1025-1



New Chalk
PPG1006-1



Oat Biscuit
PPG1023-1



Candle Smoke
PPG1001-2



Misty Morning
PPG1005-1



Porridge Oat
PPG1014-1




Arctic Cotton
PPG1002-2



Singing Sand
PPG1022-1



Dawn Swim
PPG1001-3



Elusion
PPG1005-2



Go to Gray
PPG1004-1




Scramble Crossing
PPG1006-2




Intuitive
PPG1022-2




Steel Mill
PPG1001-4




Gray Shadows
PPG1005-3



My Alibi
PPG1018-2




Shale Rock
PPG1002-3




Floating Veil
PPG1022-3




Dover Gray
PPG1001-5




Slate Pebble
PPG1005-4



City Street
PPG1018-3



Gray Marble
PPG1002-4



Evening Shore
PPG1008-3



Knight's Armor
PPG1001-6



Oswego Tea
PPG1005-6



Quarry Cliff
PPG1005-5



Antique Silver
PPG1002-5



Gray By Me
PPG1008-4



Whitby Jet
PPG1001-7



Black Elegance
PPG1004-7



Dark Granite
PPG1005-7



Gibraltar Gray
PPG1002-6



Branchline
PPG1008-6



Dale Mist
PPG1029-1



Tundra Frost
PPG1009-1



Radisson
PPG1013-1



Moonlit Snow
PPG1041-1



Seafret
PPG1172-2



Metallic Mist
PPG1032-1



Grey Gables
PPG1010-2



Stone Flower
PPG1013-2



Moondance
PPG1043-2



February Frost
PPG1173-2



Hurricane Haze
PPG1032-2



Clockwork Toy
PPG1009-4



Elemental
PPG1011-2



Wayward Winds
PPG1043-3



Jam Session
PPG1172-3



Olive It
PPG1032-3



Berliose
PPG1010-4



New Steel
PPG1011-3



Glistening Gray
PPG1043-4



Ash Grove
PPG1172-4



Tabby Brown
PPG1032-4



Phoenix Fossil
PPG1009-5



UFO
PPG1011-4



Flannel Pajamas
PPG1043-5



Purple Symphony
PPG1172-5



Tortuga
PPG1032-5



Up In Smoke
PPG1010-6



Improbable
PPG1011-5



Alley Cat
PPG1043-6



Silverado
PPG1172-6



King's Court
PPG1032-6



Zombie
PPG1010-7



Black Leopard
PPG1011-7



Black Flame
PPG1043-7



Bramble Patch
PPG1172-7



Bare Pink
PPG1050-1



Fresh Dough
PPG1055-1



Hint of Orange
PPG1192-1



Pearl Lustre
PPG1100-1



Magical Melon
PPG1119-1



Silk Sheets
PPG1048-2



Balmy Breeze
PPG1056-1



Flamingo Peach
PPG1193-2



Argonaut
PPG1214-2



Fountain Frolic
PPG1119-2



Rose Cloud
PPG1048-3



Cool Melon
PPG1057-2



Chic Peach
PPG1192-3



Butterfly Bush
PPG1214-4



Beach Grass
PPG1119-3




Rose Heart
PPG1049-4



Strawflower
PPG1052-3



New Clay
PPG1192-4



Forsythia Blossom
PPG1214-5



Dancing Kite
PPG1119-4



Mauve Madness
PPG1049-5



Candy Blush
PPG1051-5



Carrot Patch
PPG1194-5



Indian Maize
PPG1214-6




Fancy Flirt
PPG1119-5



Mesa Red
PPG1052-6



Red Gumball
PPG1187-7



Summer Sunset
PPG1192-6



Brass Mesh
PPG1209-6



Pond Life
PPG1119-7



Romantic Evening
PPG1049-7



Apple-a-Day
PPG1051-7



Orange Vermillion
PPG1194-7



Mecca Gold
PPG1209-7



Gratefully Grass
PPG1115-7



April Breeze
PPG1133-1



Cooling Wax
PPG1145-1




Frost Fairy
PPG1042-1




Harbor Light
PPG1162-1




Pacific Pearl
PPG1011-1




Malted Mint
PPG1139-2




Winter Shiver
PPG1145-2



Water Lily
PPG1150-2



Cold Iron
PPG1160-2



Twinkle Blue
PPG1165-2



Green Silk
PPG1139-3



Composure
PPG1144-3



Everglade Mist
PPG1150-3



Polar Wind
PPG1160-3



Northern Exposure
PPG1165-3



Mermaid Lagoon
PPG1139-4



Blue Willow
PPG1145-4



Kingston Aqua
PPG1150-4



Squadron
PPG1160-4



Innuendo
PPG1165-4



Gale Wind
PPG1139-5



Play The Blues
PPG1145-5



Acapulco Cliffs
PPG1150-5



Warm Bath
PPG1160-5



Prophetic Sea
PPG1042-5



Country Club
PPG1139-6



Obligation
PPG1135-7



Caribbean Splash
PPG1150-7



Royalty
PPG1161-7



Blue Zephyr
PPG1042-6



Racing Car
PPG1139-7



Night Watch
PPG1145-7



Blue Bayberry
PPG1149-7



Blue Tang
PPG1160-7



Secret Spell
PPG1165-7

All colour impressions may deviate due to surface an incidence of light.

FSC logo



PAINT TO BE PROUD OF

PPG Architectural Coatings UK Limited
Huddersfield Road
Birstall
Batley
West Yorkshire
WF17 9XA
United Kingdom
T 01924 354000 F 01924 354001
www.johnstonestrade.com

Looking for more information
about Voice of Colour? Go to
www.johnstonestrade.com/colour



VOICE OF COLOUR®

Every effort has been made to accurately reproduce colour swatches but technical reasons associated with colour reproductions and paint manufacture mean variations may occur. We would always recommend a Johnstone's Trade tester pot to be painted on the area to ensure you are happy with the colour.