



inspirational surfaces

**BB** omega

# committed to innovation

---

Omega excels by offering a wealth of design choice, inspired by our commitment to give you the ultimate laminate worksurface.

Innovation lies at the heart of this collection. All of our worksurfaces and upstands feature our unique Q3 profile resulting in a crisper, squarer edge giving the craftsmanship look of dressed stone or wood.

The latest techniques in high definition printing and surface textures combine with our manufacturing expertise to give you a laminate worksurface with outstanding credentials. They all incorporate the world-class Sanitized® anti-bacterial protection and environmentally certified chipboard. So you can be confident you are choosing a worktop that is at the forefront of fashion trends and one that will play a long term role in your home.

We salute the look of natural materials with a wide choice of granite, stones and woodgrains. The popular quartz collection features the luxury sparkle of pearlescence and high gloss, while the new Pebblestone designs look and feel like washed stone. We have reinterpreted woodgrains with contemporary graining complemented by a surface texture that feels like freshly sanded wood.

Omega is all about creating design freedom. From its ready-made curved components to its wide choice of sizes, Omega is exceptional value because waste is kept to a minimum.

Whatever Omega product you choose, you can always be confident of its unrivalled performance and your long-lasting pleasure.

**Pictured: Natural Grey Stone in Roche texture & Neon splashback in Fa texture.**

**Front cover: Natural Grey Stone in Roche texture & Blanc Megeve splashback in Linear texture.**





# textures to touch

---

The choice of surface texture is a personal one. From the warmth of ultramatt to the silkiness of high gloss, the texture always brings the design alive.

New to Omega is Granit texture, specially developed to complement our wide range of natural designs. Granit texture has a gentle undulating surface with low reflectivity which recreates the look and feel of washed stone. Naturally elegant.

**Pictured left: Forged Black worksurface and upstand with new Q3 profile in Granit texture and Steel Grey splashback in Linear texture.**

**Pictured detail: Quebec Oak worksurface and upstand in Ultramatt texture with Mulberry splashback in HiGloss texture.**



# surfaces that work


---

Laminate is the most versatile, easy maintenance and affordable worksurface you can buy. It delivers high fashion and high performance for busy homes.

Adding further to its list of benefits, all Omega splashbacks, upstands and worksurfaces now incorporate the world-class Sanitized® Actifresh anti-bacterial protection. Odourless, non-toxic and taste-free, independent tests have proven that this advanced treatment reduces bacteria and microbe growth by 99%. Actifresh does not replace normal cleaning but it does help keep surfaces free from bacteria.

Extra hygiene. Extra peace of mind.

**Pictured: Nordic Beech worksurface and Bluestone splashback both in Fa texture.**







# cutting edge

---

Omega worksurfaces are at the cutting edge of cool thanks to our unique Q3 postformed edge profile.

The squarer shape with its tight 3mm radii top and bottom gives the worktop a superb linear aesthetic, akin to slabs of natural stone, granite or wood. Visually, the worktop appears slimmer and its sharp styling works superbly with both traditional and contemporary kitchens.

Smart. Modern. Classy.

**Pictured left: Andorra Brown worksurface and upstand with new Q3 profile in Granit texture.**

**Pictured detail: Blanc Megeve worksurface with new Q3 profile in Surf texture with Lime splashback in HiGloss texture.**



# shape your look

Everyone thinks of laminate in straight lines but Omega offers a range of ready-made curved components. These give you the freedom to shape your kitchen to suit your look and your lifestyle. And without the expense of specialist fabrication.


The large breakfast bar features a modern double curved end which is ideal for creating an island unit around which to perch for a chat, a coffee or a snack. Or it can be installed as a low table for informal kitchen suppers or the kids' homework. There's also a worksurface finished with a curve at each end which is perfect for combining with curved kitchen furniture.

**Pictured: Andorra Brown worksurface and upstand with new Q3 profile in Granit texture with a Natural Blocked Oak breakfastbar in Ultramatt texture.**

4100 x 650 x 38mm worksurface with curved end (3560mm front edge) - 263mm radius curves



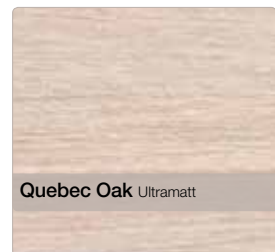
3000 x 955 x 38mm breakfast bar with curved end - 263mm radius curves




Lima Surf



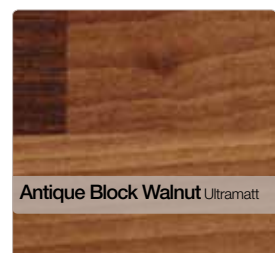
Slate Roche



Quebec Oak Ultramatt




Natural Blocked Oak Ultramatt



Antique Block Walnut Ultramatt





# black is beautiful

---

Black is the unique colour that says smart, classic, glamorous or contemporary.

We've put together a superb choice of black worksurfaces with different surface textures. So whatever your kitchen style, there's one that will work for you.

Black Pebblestone in our Surf texture offers timeless charm. Noir Roche captures the raw beauty of natural slate with its beautiful honed matt texture and depth of colour.

**Pictured left: Black Pebblestone worksurface and upstand with new Q3 profile in Surf texture and Paprika splashback in Fa texture.**

**Pictured detail: Noir worksurface and upstand with new Q3 profile in Roche texture.**





# new naturals

---

Our new Pebblestone collection guarantees easy living design.

Naturally elegant, they work in any kitchen setting, from traditional to contemporary.

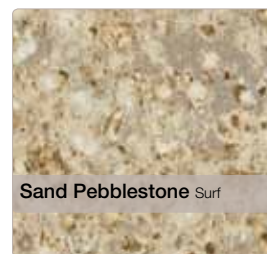
The design palette will combine perfectly with plain coloured and woodgrain doors to make a long-lasting style statement and a smart investment.

With the crisp Q3 edge profile, your worksurface mirrors the look of real stone. Yet unlike stone there is no ongoing maintenance, just the easy clean and hard wearing surface that laminate is renowned for.


**Pictured: Bronze Pebblestone worksurface and upstand with new Q3 profile in Surf texture.**



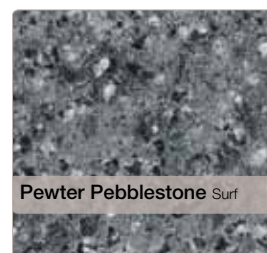
Black Pebblestone Surf



Sand Pebblestone Surf



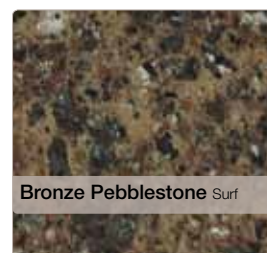
Silver Pebblestone Surf



Pewter Pebblestone Surf



Burnt Pebblestone Surf



Bronze Pebblestone Surf

# glamorous stones

There's little to beat the luxurious looks of polished stone for a real expression of style.


The high definition terrazzo print is delicately flecked with pearlescent particles and topped off with a lustrous high gloss finish. From chic black to cool white, and easy living neutrals in cream, brown and sandstone, there's a colour to suit every kitchen.

And with the Q3 edge profile, they mirror the glamour of real granite and quartz.

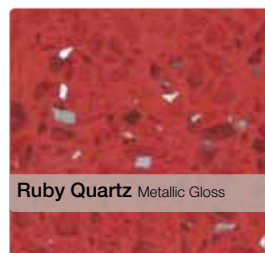
Designer luxury. Yet reassuringly affordable.

When choosing our metallic designs, remember they are just like other high gloss worksurfaces and require some TLC to maintain their luxurious looks. So no chopping, cutting or placing hot items directly onto the surface please.

**Pictured: Sandstone Quartz worksurface and upstand with new Q3 profile in Metallic Gloss texture.**



**Black Quartz** Metallic Gloss



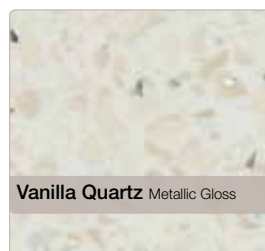
**Ruby Quartz** Metallic Gloss



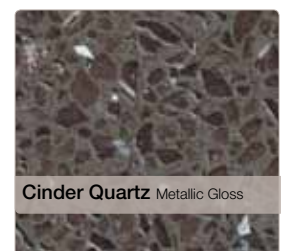
**White Quartz** Metallic Gloss



**Sandstone Quartz** Metallic Gloss



**Vanilla Quartz** Metallic Gloss



**Cinder Quartz** Metallic Gloss







Black Quartz worksurface and upstand in Metallic Gloss texture and Lime splashback in HiGloss texture.





Cinder Quartz worksurface in Metallic Gloss texture and Champagne splashback in HiGloss texture.

# natural appeal



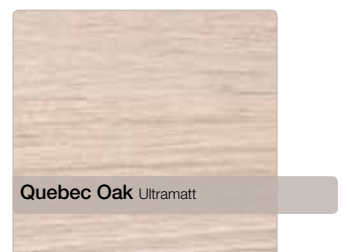
---

Everyone loves the charm and warmth of wood and it works in every setting from traditional to contemporary.


Omega re-works nature's finest species to combine the appeal of timber with the benefit of easy maintenance laminate. Natural Oak is a timeless classic. Tobacco Oak has a more contemporary edge. Quebec Oak features a subtle washed effect which enhances the beauty of the grain. Added to that there are exotic options in Walnut and Ebony Stripwood.

All have exactly the right surface texture to bring out their natural beauty and the crisp Q3 edge for that extra dash of style.

**Pictured: Natural Blocked Oak worksurface and upstand with new Q3 profile in Ultramatt texture.**









Quebec Oak curved breakfast bar in Ultramatt texture.





Olivewood worksurface in Ultramatt texture with Florida splashback in HiGloss texture.

# fashion meets function

Splashbacks are a wonderful bonus to any kitchen.

They provide a seamless, decorative area between the worksurface and wall cabinetry that's easy to maintain and hygienic. A simple wipe down and you're done.

More than that they are a perfect design complement. Omega offers a superb choice of textures and designs to inspire you to create different looks. There are Fa, Surf, Linear and Gloss textures in a tempting palette of plain colours and pearlescent effects. Not forgetting that most worksurfaces are available in a matching splashback design too.

So mix or match. The design choice is entirely yours.

**Pictured: Tobacco Oak worksurface with new Q3 profile in Ultramatt texture with Blanc Megeve splashback in Linear texture.**





# great details

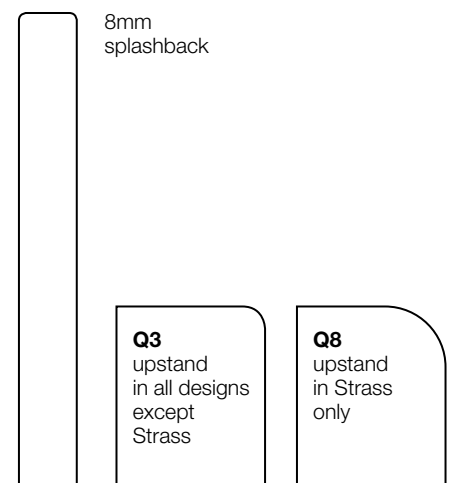
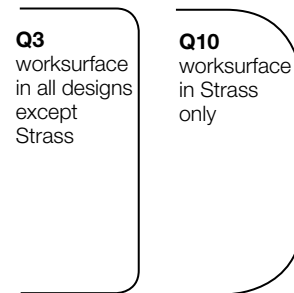
---

It's the details that make all the difference and there's no easier way to finish the joint between the worksurface and the wall than with a matching upstand. It gives a smart looking and practical finish.

Upstands measure 100mm high and come in 3m lengths which are easy to handle. They are simply cut to size and bonded onto the wall. We recommend the use of our special BB Complete adhesive and sealant for this. It gives a perfectly colour-matched join, as well as a seal that is guaranteed to be 100% waterproof.

Our worksurfaces and upstands come in a choice of profiles including the superb Q3 for a crisp 'slab-cut' look on quartz, granites and woodgrains.

**Pictured: Baltic Granite worksurface and upstand with new Q3 profile in HiGloss texture.**





				BB complete The professional worktop edging adhesive Complete colour matched adhesive	3000 X 600 x 38mm worksurface	3000 x 900 x 38mm breakfast bar	4100 X 600 x 38mm worksurface	4100 X 665 x 38mm breakfast bar	4100 X 900 x 38mm breakfast bar	4100 X 650 x 38mm worksurface	3000 X 955 x 38mm breakfast bar	3000 x 600 x 8mm midway	1500 x 1200 x 8mm hob panel	3000 x 1200 x 8mm full panel	3000 x 100 x 20mm upstands	
ref.	décor	texture	profile	adhesive colour	3000mm	3000mm	4100mm	4100mm	4100mm	curved	curved	splashbacks	splashbacks	splashbacks	splashbacks	
<b>Strass gloss</b>	S033	Strass Noir	metallic gloss	Q10	jet black	•	•	•	•	•	•	•	•	•	•	
	S030	Strass Blanc	metallic gloss	Q10	ice white	•	•	•	•	•	•	•	•	•	•	
<b>Quartz gloss</b>	F074	Black Quartz	metallic gloss	Q3	jet black	•	•	•	•	•	•	•	•	•	•	
	F076	Sandstone Quartz	metallic gloss	Q3	mushroom	•	•	•	•	•	•	•	•	•	•	
	F071	Cinder Quartz	metallic gloss	Q3	chocolate	•	•	•	•	•	•	•	•	•	•	
	F072	Ruby Quartz	metallic gloss	Q3	cherry red	•	•	•	•	•	•	•	•	•	•	
	F070	Vanilla Quartz	metallic gloss	Q3	vanilla	•	•	•	•	•	•	•	•	•	•	
<b>Ultramatt</b>	F075	White Quartz	metallic gloss	Q3	ice white	•	•	•	•	•	•	•	•	•	•	
	A017	Antique Block Walnut	ultramatt	Q3	chestnut	•	•	•	•	•	•	•	•	•	•	
	B107	Ebony Stripwood	ultramatt	Q3	chocolate	•	•	•	•	•	•	•	•	•	•	
	N059	Natural Blocked Oak	ultramatt	Q3	oatmeal	•	•	•	•	•	•	•	•	•	•	
	W018	Figured Wenge	ultramatt	Q3	chocolate	•	•	•	•	•	•	•	•	•	•	
	O076	Olivewood	ultramatt	Q3	chestnut	•	•	•	•	•	•	•	•	•	•	
	C105	Quebec Oak	ultramatt	Q3	fudge	•	•	•	•	•	•	•	•	•	•	
<b>Roche</b>	C132	Tobacco Oak	ultramatt	Q3	mushroom	•	•	•	•	•	•	•	•	•	•	
	R050	Natural Grey Stone	roche	Q3	pewter grey	•	•	•	•	•	•	•	•	•	•	
	N005	Noir	roche	Q3	jet black	•	•	•	•	•	•	•	•	•	•	
<b>Granit</b>	S049	Slate	roche	Q3	slate grey	•	•	•	•	•	•	•	•	•	•	
	M110	Andorra Brown	granit	Q3	chocolate	•	•	•	•	•	•	•	•	•	•	
<b>HiGloss</b>	F059	Forged Black	granit	Q3	jet black	•	•	•	•	•	•	•	•	•	•	
	D010	Mocca	granit	Q3	chocolate	•	•	•	•	•	•	•	•	•	•	
	N005	Noir	granit	Q3	jet black	•	•	•	•	•	•	•	•	•	•	
	B066	Baltic Granite	higloss	Q3	chocolate	•	•	•	•	•	•	•	•	•	•	
	K002	Kota	higloss	Q3	fudge	•	•	•	•	•	•	•	•	•	•	
<b>Surf &amp; Fa</b>	L032	Lima	higloss	Q3	jet black	•	•	•	•	•	•	•	•	•	•	
	L003	Midnight	higloss	Q3	jet black	•	•	•	•	•	•	•	•	•	•	
	A024	Aticos Gold	surf	Q3	ivory	•	•	•	•	•	•	•	•	•	•	
	A078	Aztec Granite	surf	Q3	chestnut	•	•	•	•	•	•	•	•	•	•	
	B066	Baltic Granite	surf	Q3	chocolate	•	•	•	•	•	•	•	•	•	•	
	G046	Beige Granite	surf	Q3	ash grey	•	•	•	•	•	•	•	•	•	•	
	S104	Black Pebblestone	surf	Q3	jet black	•	•	•	•	•	•	•	•	•	•	
	B070	Blanc Megeve	surf	Q3	ice white	•	•	•	•	•	•	•	•	•	•	
	S106	Bronze Pebblestone	surf	Q3	chocolate	•	•	•	•	•	•	•	•	•	•	
	S103	Burnt Pebblestone	surf	Q3	chocolate	•	•	•	•	•	•	•	•	•	•	
	B050	Butcher Block Medium	fa	Q3	toffee	•	•	•	•	•	•	•	•	•	•	
	D017	Dakota	surf	Q3	basalt grey	•	•	•	•	•	•	•	•	•	•	
	I010	Iquitos Noir	fa	Q3	slate grey	•	•	•	•	•	•	•	•	•	•	
	K002	Kota	surf	Q3	fudge	•	•	•	•	•	•	•	•	•	•	
	L011	Light Blocked Walnut	fa	Q3	toffee	•	•	•	•	•	•	•	•	•	•	
	L032	Lima	surf	Q3	jet black	•	•	•	•	•	•	•	•	•	•	
	L016	Luna Beige	surf	Q3	ivory	•	•	•	•	•	•	•	•	•	•	
M003	Maryland Fonce	surf	Q3	basalt grey	•	•	•	•	•	•	•	•	•	•		
<b>Splashbacks</b>	L003	Midnight	surf	Q3	jet black	•	•	•	•	•	•	•	•	•	•	
	N005	Noir	surf	Q3	jet black	•	•	•	•	•	•	•	•	•	•	
	B132	Nordic Beech	fa	Q3	vanilla	•	•	•	•	•	•	•	•	•	•	
	S105	Pewter Pebblestone	surf	Q3	basalt grey	•	•	•	•	•	•	•	•	•	•	
	H031	Provence Beech	fa	Q3	toffee	•	•	•	•	•	•	•	•	•	•	
	S102	Sand Pebblestone	surf	Q3	oatmeal	•	•	•	•	•	•	•	•	•	•	
	S101	Silver Pebblestone	surf	Q3	silver grey	•	•	•	•	•	•	•	•	•	•	
	S065	Solok	surf	Q3	slate grey	•	•	•	•	•	•	•	•	•	•	
	T077	Tessera Gris	surf	Q3	jet black	•	•	•	•	•	•	•	•	•	•	
	<b>Gloss</b>	0901	Rococo Noir	frosted gloss		jet black								•		
H103		Champagne	higloss		fudge							•	•			
H107		Graphite	higloss		basalt grey							•	•			
F001		Florida	higloss									•	•			
P092		Lime	higloss									•	•			
F055		Mulberry	higloss									•	•			
B070		Blanc Megeve	higloss		ice white							•	•			
<b>Fa</b>		A088	Aubergine	fa									•	•		
		C118	Bluestone	fa									•	•		
		N002	Neon	fa									•	•		
	P113	Paprika	fa									•	•			
<b>Linear</b>	G076	Steel Grey	linear		slate grey							•	•			
	B070	Blanc Megeve	linear		ice white							•	•			
<b>Metal</b>	A105	Brushed Aluminium	metal		silver grey							•	•			

All worksurfaces come with a full length edging strip and care leaflet.



Strass Blanc Metallic Gloss WUS



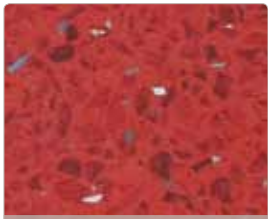
Strass Noir Metallic Gloss WUS



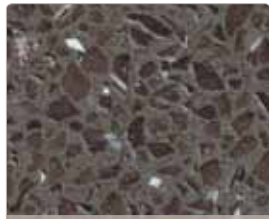
Black Quartz Metallic Gloss WUS



Vanilla Quartz Metallic Gloss WUS



Ruby Quartz Metallic Gloss WUS



Cinder Quartz Metallic Gloss WUS



NEW Sandstone Quartz Metallic Gloss WUS



White Quartz Metallic Gloss WUS




Noir Roche WUS



Slate Roche CWUS



NEW Mocca Granit WUS




NEW Forged Black Granit WUS




NEW Natural Grey Stone Roche WUS



NEW Andorra Brown Granit WUS



NEW Noir Granit WUS



Baltic Granite HiGloss WUS



Kota HiGloss WUS



Lima HiGloss WUS



Midnight HiGloss WUS



Aticos Gold Surf WUS




Aztec Granite Surf WUS



Baltic Granite Surf WUS



Beige Granite Surf WUS










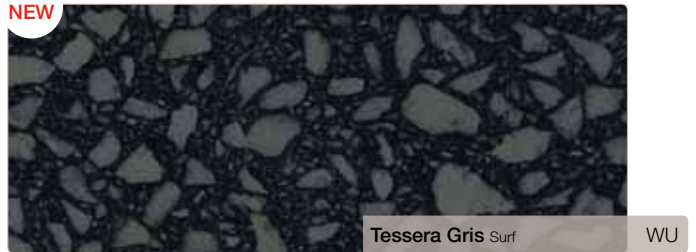



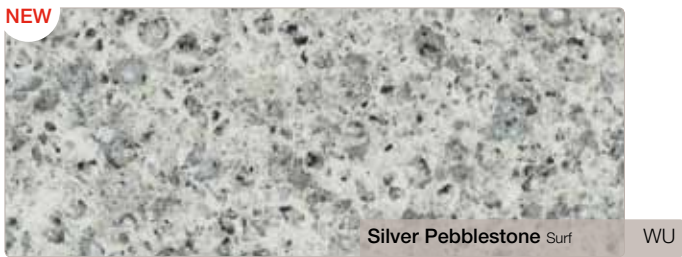
Blanc Megeve Surf WU







C = curved worksurface

W = worksurface

U = upstand

S = splashback





# made to last

---

## Quality

Manufacturing with the finest materials is what gives Bushboard worksurfaces their signature quality compared to competitive products. While beautiful and stylish to look at, they are also constructed to cope with the wear and tear of everyday living.

Independently tested to BS EN 438, your Bushboard worksurface is designed to withstand knocks, abrasions, chemicals, cigarette burns, steam, stains from juice, tea, wine or coffee. It is also highly resistant to heat, although we recommend the use of a protective pad as saucepan bottoms can become extremely hot.

Bushboard select E1 grade high-density particleboard for strength and stability. Its homogenous construction generates excellent machining capability for sink cutouts and mitre joints. They are surfaced in Polyrey high-pressure laminate. A resin impregnated moisture resistant barrier combines with Bushboard's unique 'Tekseal' cast resin to completely seal the underside against moisture penetration from everyday spills.

## HiGloss, Frosted Gloss and Metallic Gloss Texture

These premium textures need a little more care and attention than our standard Surf and Fa finishes. While the HiGloss technology offers an advanced level of protection against scuffing, please remember they are fashionable finishes and tend to show marks and scratches more easily with everyday use. This is also true of darker and plainer colours. To maintain the appealing looks of these textures, you should buff up the surface to a shine after a normal wipe down. See the Care & Maintenance section for recommended use of BB Professional Worktop Polish.

The metallic nature of Quartz and Strass designs make them more sensitive to heat, so please take care to use a protective pad.

As with any laminate worktop, you should avoid chopping, cutting or placing hot items directly on to the surface.

## Splashbacks

Splashbacks should always be installed at least 130mm from a hob or heat source.

## Lifetime Guarantee

Bushboard worksurfaces are guaranteed for their lifetime. Bushboard will make good by repair and/or replacement (at its discretion) any Omega product of its manufacture which can be shown to have failed by reason of defects in its manufacture, subject to fair wear and tear, provided the product has been installed and used in accordance with the manufacturer's instructions and that the products are used for their intended purpose / application. Proof of date and place of purchase required. This guarantee is in addition to your statutory rights as a consumer and does not affect your rights in any way.

## Care & Maintenance

Bushboard worksurfaces are so easy to maintain. On a day to day basis, all you need to do is wipe them down with a moist cloth and your favourite mild detergent. For more stubborn marks such as fruit juice or coffee, leave the detergent to soak on the surface for a little while before rinsing thoroughly.

Obviously, your worksurface can become damaged if mistreated, so we recommend some sensible measures like placing hot pans or casserole dishes on protective mats and mopping up spills quickly. Full details can be found in our Care & Maintenance leaflet. One of these is included with every worktop purchased but if you need a copy please call our Customer Service Team or log onto our website.

## Installation & Finishing

As part of our worktop programme, we have developed BB Complete which is a bespoke range of colour-matched adhesives for the installation and finishing of your chosen Omega design. BB Complete is specially designed to replace silicone which may break down over time and cause moisture ingress. BB Complete offers superb performance characteristics and enables your installer to bond, joint and seal your worksurface, upstands and splashbacks giving you a long-lasting, professional finish.

BB Complete is available in a handy 290ml cartridge with the six most popular colours in a cost effective 80ml pack.

## Exclusive 3 Year Guarantee on Joints

Bushboard offers an exclusive 3 year guarantee against blown worktop joints when BB Complete adhesive is used for installation. Instructions and full terms and conditions are available on our website or from our Customer Service Team.

# great job, well done


To enhance the quality of our worktops, we've developed a specialist, colour-matched adhesive and sealant called BB Complete that we recommend for use when installing Omega products. When used, Bushboard will automatically warranty the installation against moisture penetration for three years, giving you absolute peace of mind.

BB Complete provides a superior result over silicone which is commonly used but can break down over time and lead to moisture penetrating into joints. BB Complete offers superb performance and is very easy to work with. For multi-purpose use when bonding, jointing and sealing there is a 290ml cartridge or a handy 80ml cartridge for simple jointing.

With BB Complete, you can be assured of a long-lasting, professional finish.



**BB complete**  
the professional worktop jointing adhesive



# made in Great Britain

Bushboard is proud to be the UK's largest independent worktop manufacturer and all our worksurfaces are precision made in our factory at Wellingborough.

You can be confident that when buying Omega, you are making an investment in a quality assured product.



Omega products come with a lifetime guarantee against manufacturing defect.



The Furniture Industry Research Association has awarded Omega the Gold Certificate in recognition of its excellent manufacturing standards.



All chipboard used in the manufacture of Omega carries the internationally recognised PEFC standard guaranteeing that it comes from responsibly managed and sustainable sources.



Omega products incorporate Sanitized® Actifresh anti-bacterial protection. Odourless, non-toxic and taste-free it reduces bacteria and microbe growth by 99%.



Omega products are manufactured in our factory at Wellingborough and we are proud to support the Made in Britain campaign.

**Quality surface:** High pressure laminates made to the European standard of BS EN 438 guarantees a high performance surface.

**Elegant profiles:** Omega offers precision manufactured edge profiles including the unique Q3 for a fashionable 'slab-cut' look.



**Inner strength:** The Omega chipboard core is manufactured in the most modern plant in Europe. PEFC certified and specially engineered for worksurfaces, it provides superior cutting and machining quality.

**Total backing:** The reverse and rear edge of our worksurfaces are coated in specially constructed resin foil. Look for the 'BB' mark on the rear edge of all 600mm products.

**The perfect seal:** 100% waterproof polyurethane is inlaid into the reverse of the worksurface preventing moisture penetration. And it's guaranteed for a lifetime.

# great support

---

To help you with your choice, we have a dedicated Customer Service Team to give you all the friendly help and advice you need.

They can send you a brochure and samples of the designs you are considering. We also offer advice on installing and looking after your Omega worksurface and our After Care leaflet is available by post, email or on our website.

The Omega range is available from merchants and stockists nationwide. The team can advise which are nearest to you. Call 01933 232 272.

All brochures and samples are available free of charge by ordering them on our dedicated sample line:

tel: 01933 232 242

fax: 01933 232 286

email: [help@bushboard.co.uk](mailto:help@bushboard.co.uk)

 [@bushboard](https://twitter.com/bushboard)

 [www.facebook.com/bushboard](https://www.facebook.com/bushboard)

[www.bushboard.co.uk](http://www.bushboard.co.uk)

Bushboard Ltd  
9-29 Rixon Road  
Wellingborough Northants NN8 4BA

Back cover picture: Sandstone Quartz worksurface in Metallic Gloss texture.

The company reserves the right to change specifications at any time, without notice. Every effort has been made to achieve faithful representations of our products in this brochure, but due to printing limitations we recommend that samples of actual material are requested before purchasing.

