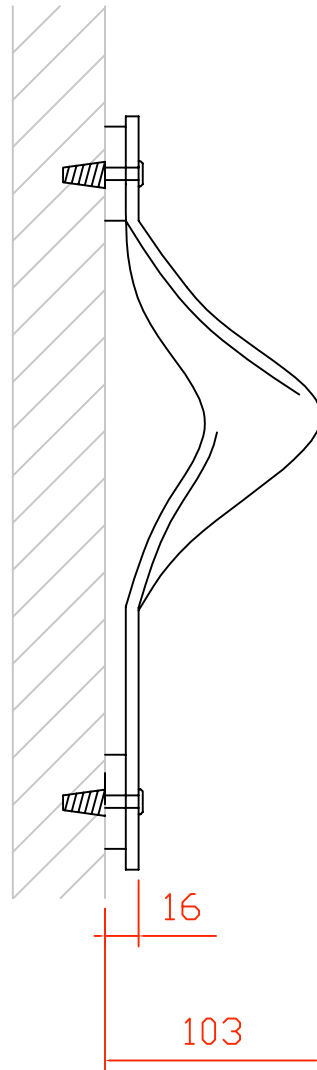
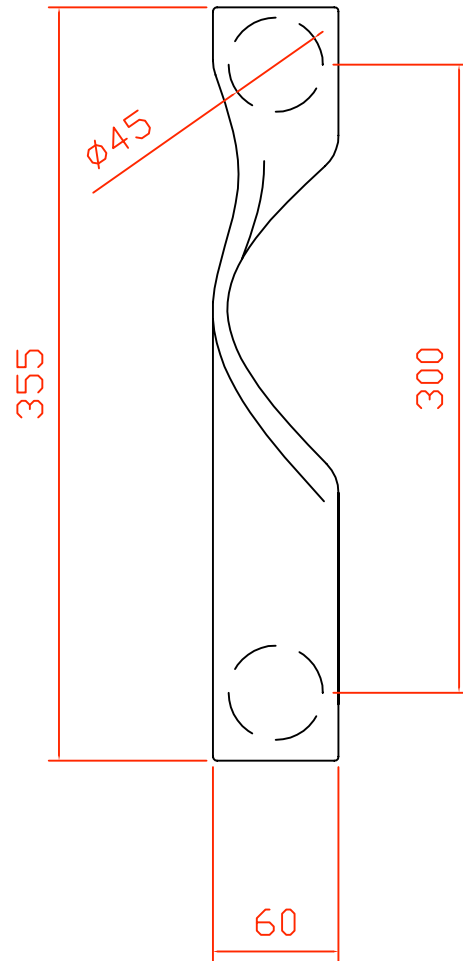
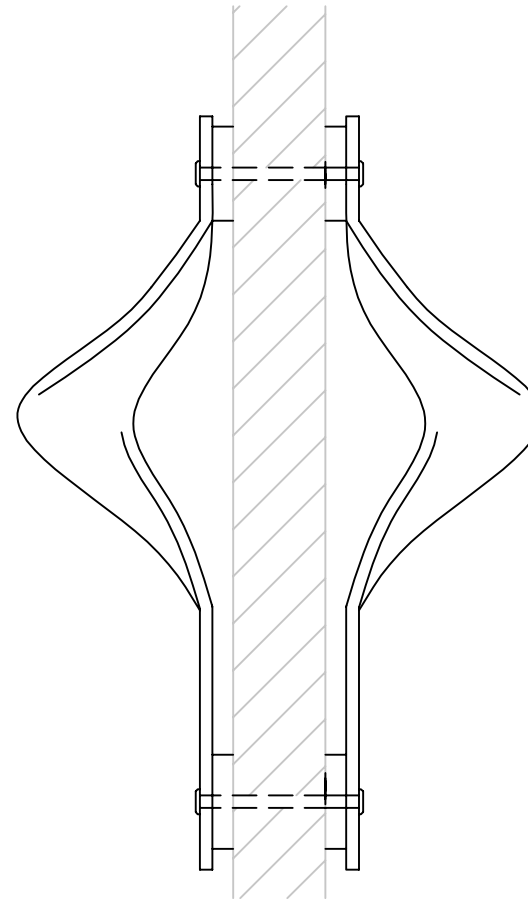


Twist



Fixing method A



Fixing method B

philip watts design

GENERAL NOTES:  
 THE CONTRACTOR SHALL CHECK AND VERIFY ALL DIMENSIONS ON SITE AND REPORT ANY DISCREPANCIES IMMEDIATELY TO PHILIP WATTS DESIGN BEFORE COMMENCING WITH THE WORK.  
 ALL DRAWINGS ARE THE PROPERTY OF PHILIP WATTS DESIGN AND SHALL NOT BE REPRODUCED WITHOUT THE CONSENT OF THE DESIGNER.  
 DRAWINGS SHALL NOT BE SIGNED.  
 THIS DRAWING IS TO BE READ IN CONJUNCTION WITH THE RELEVANT SPECIFICATION OF BUILDING WORKS.  
 ALL DIMENSIONS ARE IN mm UNLESS OTHERWISE NOTED.  
 THIS DRAWING MAY INCORPORATE INFORMATION FROM OTHER PROFESSIONALS. PHILIP WATTS DESIGN COMPANY ACCEPTS RESPONSIBILITY FOR THE PRECISION AND ACCURACY OF SUCH INFORMATION.  
 IF IN DOUBT ASK !

original drawn by (name)	date	app by

drawing status:  
 APPROVED BY:

Name:	Date:

philip watts design  
 Unit 11, Byron Industrial Estate,  
 Brookfields Road, Arnold  
 Nottingham, NG5 7ER  
 t: 0115 926 9756  
 f: 0115 920 5395  
 sales@philipwattsdesign.com  
 www.philipwattsdesign.com

drawing title:  
 \_\_\_\_\_  
 contract name                      job number  
 \_\_\_\_\_                              \_\_\_\_\_  
 drawing no & revision  
 \_\_\_\_\_

scale  
 \_\_\_\_\_  
 drawn by      date                      checked  
 \_\_\_\_\_      \_\_\_\_\_                      \_\_\_\_\_