



# Architectural

Architectural



**Philip** Payne

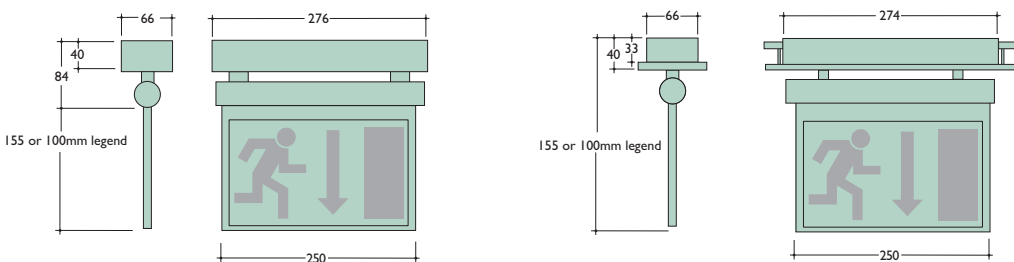
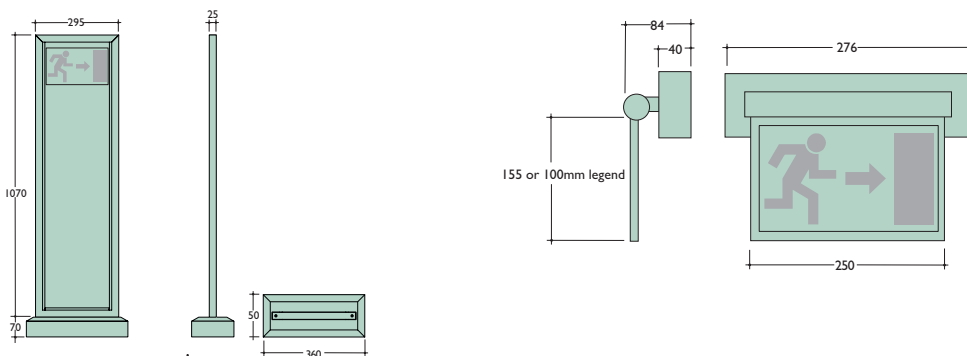


Rooftop Expost



Surface Wall

The architectural collection showcases a small selection of Philip Payne products. The featured high quality brushed chrome finish will complement most designed environments, but many other metallic and RAL finishes are also available. High intensity LED or T5 lamp versions are available to operate in Maintained or non maintained mode for use with self contained or central battery back up as required.



Surface Ceiling



Recessed Ceiling



# Architectural



250FC



250DW



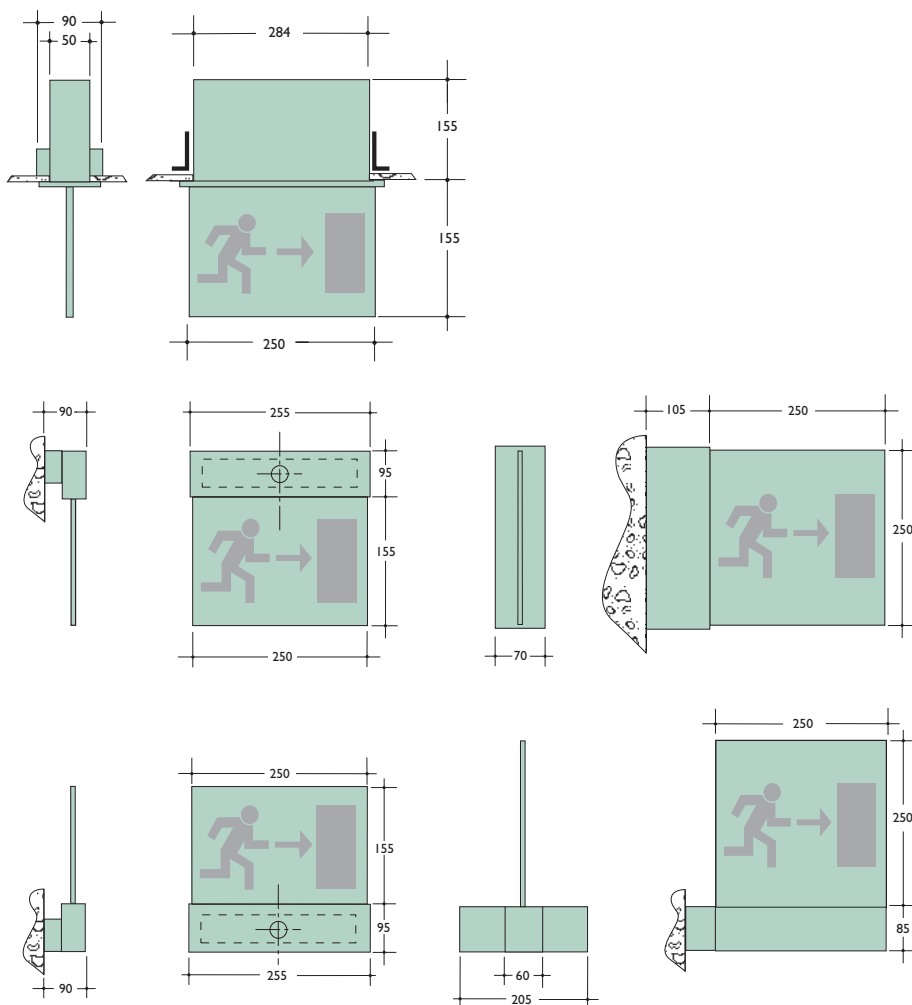
250IW




250SM



250TW





## Philip Payne Ltd

A SUBSIDIARY OF F.W. THORPE PLC

Thornhill Road  
Lode Lane  
Solihull  
B91 2HB  
England.

Tel: 0121 705 2384  
Fax: 0121 711 2469

**e-mail: [mail@p-payne.co.uk](mailto:mail@p-payne.co.uk)**  
**[www.philippayne.co.uk](http://www.philippayne.co.uk)**

Philip Payne Ltd registered in England No. 1361523  
We reserve the right to alter specifications without prior notice.



July 09