




Clear line – clear edge

Stripe | mineral tiles



Stripe | detail

 $\alpha_w = 0.55$ | NRC = 0.50



Stripe

Technical data | mineral tiles

Dimensions

Width: 300 mm | length: 1200 mm

Reaction to fire

A2-s1,d0 in accordance with EN 13501-1

Edge details



Thickness

Approx. 15 mm (OWAcoustic® premium)

Metal suspension

All metal components listed are galvanized steel or white coated galvanized steel respectively. For further details please consult OWAcoustic® collection price list.

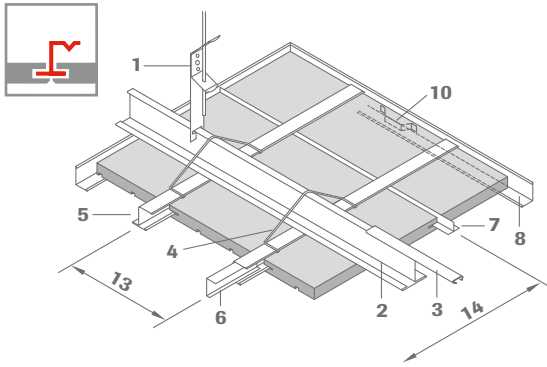
Suspension depth

Suspension depth 115 - 140 mm (dependent on type of structural ceiling). Direct fixing approx. 28 mm + timber batten.

Resistance to fire

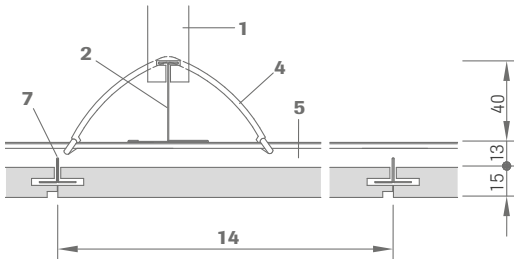
Available on request

Stripe | concealed, not demountable

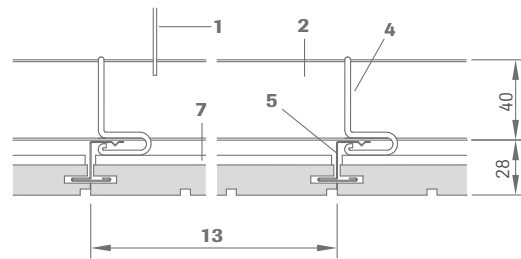


- 1 Hanger no. 12/10
- 2 Main runner no. 70, centers ≤ 1200 mm
- 3 Connector no. 77
- 4 Wire clip no. 60
- 5 Z profile no. 20, centers ≤ 300 mm
- 6 Connector no. 25
- 7 T profile no. 23
- 8 Wall angle no. 50G
- 9 Shadow wall angle no. 56
- 10 Wall spring no. 52
- 11 Metal clamp no. 62
- 12 Timber batten, centers ≤ 1200 mm
- 13 Tile width
- 14 Tile length

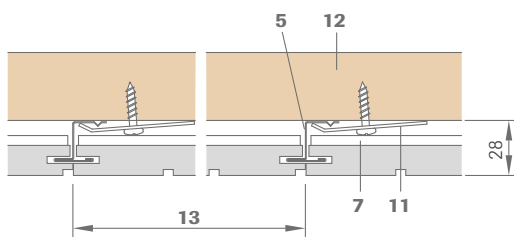
Section:



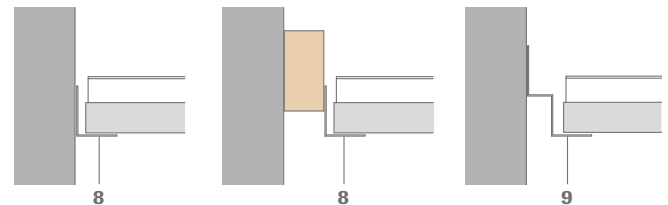
Cross-section:



Direct fixing:




Wall perimeter:



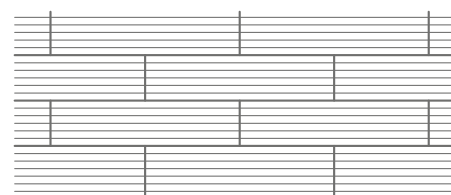
In the direct fix situation a timber batten must be secured to the soffit to provide a secure fixing for the no. 62 clamp which holds the Z-Section in position. The clamp is secured to the timber batten with no. 91 – 5/25 mm wood screws.

For further examples of wall mounting options and details regarding installation see OWA-Installation Guide 801 E.

Installation examples:



Module 1200 x 300 mm



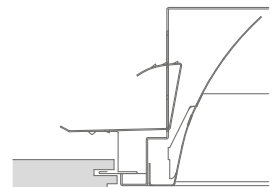
Module 1200 x 300 mm

Light fixtures:

OWA can supply compatible lighting fixtures for this system.

Types: OWA-Stripe no. 8124/4E
Mounting kit no. 8067/9
Wedge tool no. 8125

Size: 1200 x 300 mm



OWA-Stripe

Material requirements per m² for suspended construction (approximations):

	No.	Description	1200 x 300 mm
Suspended construction:	12/10	Hanger	0.7 pce
	70	Main runner	0.8 m
	77	Connector	0.2 pce
	20	Z profile	3.33 m
	25	Connector	1.1 pcs
	60	Wire clip	2.7 pcs
	23	T profile	2.8 pcs
	52	Wall spring	dependent on room size and shape
	50G	Wall angle	dependent on room size and shape
	Direct fixing:	62	Metal clamp
91		Wood screw	2.7 pcs
20		Z profile	3.33 m
25		Connector	1.1 pcs
23		T profile	2.8 pcs
52		Wall spring	dependent on room size and shape
	50G	Wall angle	dependent on room size and shape

For each room 4 pcs of L profile no. 24 are required (for installation of last tile)

Weight per m²:

	1200 x 300 mm
Suspension parts	1.9 kg/m ²
Tile 15 mm	4.5 kg/m ²

In case of modified installation, for example addition of layer of wool added to the top, light fixtures, cold roofs, high humidity and open areas etc., please consult OWA-Installation Guide 801 E.

System description:

OWAconstruct® Stripe

Quality Statement:

OWAacoustic mineral panels are free from harmful materials such as asbestos and formaldehyde. A statement from the German institute for Building Technology is available. The mineral wool used in these panels is biodegradable. The criteria of the zero-ranking as a carcinogenic material in the chemical prohibition ordinance (§ 1 appendix) section 23 bio-persistent fibres are complied with and therefore carries the "RAL-Seal of mineral wool" guarantees.

Mineral tiles according to EN 13964 and DIN 18177:

Air Permeability	Class PM 1
Formaldehyde	FH Class 1
TVOC	Class 1

Installation should be carried out in accordance with the information contained in brochure no. 1594 and the OWA-Installation Guide 801 E. (Processing see system S 1) All components are CE labelled.

Component list:

OWAconstruct hanger no. 12/10
 OWAconstruct main runner no. 70
 OWAconstruct connector no. 77, compatible with no. 70
 OWAconstruct wire clip no. 60
 OWAconstruct Z profile no. 20
 OWAconstruct connector no. 25, compatible with no. 20
 OWAconstruct T profile no. 23
 OWAconstruct L profile no. 24
 OWAconstruct wall angle no. 50G, weiß
 OWAconstruct shadow wall angle no. 56
 OWAconstruct wall spring no. 52

Product Warranties

The information provided in this leaflet is based on the standards and data available at the time of publication. Any performance, warranties or guarantees provided, expressed or implied, are subject to the exclusive use of OWA components and the installation of those components in accordance with our recommendations. Failure to adhere to these conditions will result in the invalidation of any performance claims, warranties or guarantees and rejection of any liability. OWA reserves the right to make any technical improvements to the products, systems or services without prior notice. **All goods and services are supplied in accordance with our current Terms and Conditions of Sale.** Errors excepted!



Odenwald Faserplattenwerk GmbH

Dr.-F.-A.-Freundt-Straße 3 | 63916 Amorbach
 tel +49 93 73 2 01-0 | info@owa.de
 www.owa-ceilings.com