

ORLINE-WM - Wall Mounted Down Linear Light

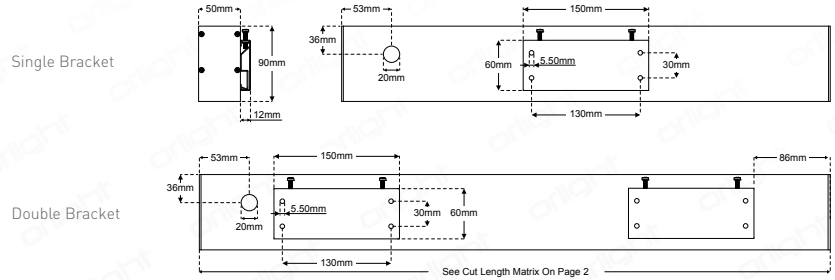


Description

Wall mounted linear light constructed from Aluminium and finished in white or black. Designs can provide continuous lines of light or custom shaped configurations. Featuring integral tridonic control gear and CRI>80 to ensure light quality. Bespoke configurations available upon request - for example corner, square, rectangular and cross. Cable entry is located along side the bracket. **Note: Lengths above 0.6M will require an additional bracket and anything above 1.5M will require an extra bracket per Metre.**

Do not connect battery supply until 220/240 A.C. supply is permanently fed and lamp fitted. Allow 24 hours charge before running lamp in emergency mode.

Dimensions



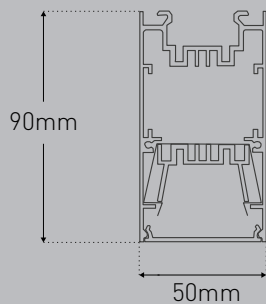
Fixing Details



Specification

Chipset	TRIDONIC SMD Chipset
Voltage	110-240V
Driver	Integral - Tridonic PSU
Dimming Options	Switched; DALI (DT6); DSI; SwitchDIM; Corridor Function
Constant Current	500mA
Beam Angle	120°
Binning	3 Step MacAdams Ellipse
Emergency	3 Hour Maintained Emergency (Minimum length 1144mm)
CRI	>80
Installation	Wall Mounting Bracket (additional brackets depending on length)
Weight	3KG (With Integral Emergency Included)
Finish	White - (RAL9016); Black - (RAL9005)

Section & Finishes

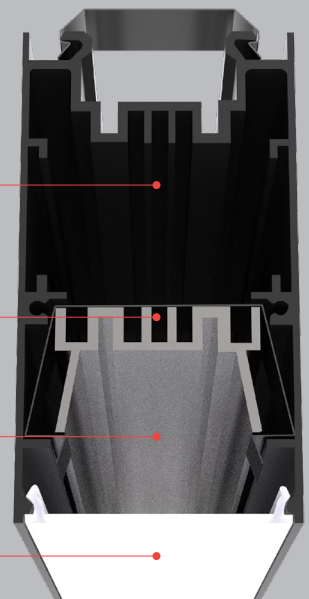


CONTROL GEAR LOCATION

DETACHABLE HEATSINK FOR MAINTENANCE

LED CARD LOCATION

OPAL POLYCARBONATE DIFFUSER



Specification

Colour Temp.	Watts Per Metre	Lumens Per Metre	Lumens Per Watt	Lumens per Metre in Emergency	Lumen Maintenance	Tp Temperature	L70/F10
3000K	23.5 W/m	1937lm	82 lm/W	362 lm	500mA	45°C	>60,000h
4000K	23.5 W/m	2027lm	86 lm/W	381 lm		55°C	>60,000h
5000K	23.5 W/m	2060lm	88 lm/W	388 lm		65°C	>60,000h
						75°C	49,000

Standard Straight Lengths (Bespoke Configurations TBC upon Request)

CUT LENGTH (MM)							
304 (Non-EM)	2194	4104	6084	7974	9954	11844	13734
374 (Non-EM)	2264	4174	6154	8044	10024	11914	13804
444 (Non-EM)	2334	4244	6224	8114	10094	11984	13874
514 (Non-EM)	2404	4314	6294	8184	10164	12054	13944
584 (Non-EM)	2474	4384	6364	8254	10234	12124	14014
654 (Non-EM)	2544	4454	6434	8324	10304	12194	14084
724 (Non-EM)	2614	4524	6504	8394	10374	12264	14154
794 (Non-EM)	2684	4594	6574	8464	10444	12334	14224
864 (Non-EM)	2754	4664	6644	8534	10514	12404	14294
934 (Non-EM)	2824	4734	6714	8604	10584	12474	14364
1004 (Non-EM)	2894	4804	6784	8674	10654	12544	14434
1074 (Non-EM)	2964	4874	6854	8744	10724	12614	14504
1144	3034	4944	6924	8884	10794	12684	14574
1214	3104	5014	6993	8974	10864	12754	14644
1284	3174	5084	7064	9044	10934	12824	14714
1354	3244	5154	7134	9114	11004	12894	14784
1424	3314	5224	7204	9184	11074	12964	14854
1494	3384	5294	7274	9254	11144	13034	14924
1564	3454	5364	7344	9324	11214	13104	14994
1634	3524	5434	7414	9394	11284	13174	15064
1704	3594	5504	7484	9464	11354	13244	15134
1774	3664	5574	7554	9534	11424	13314	
1844	3734	5644	7624	9604	11494	13384	
1914	3804	5714	7694	9674	11564	13454	
1984	3874	5784	7764	9744	11634	13524	
2054	3944	5924	7834	9814	11704	13594	
2124	4034	6014	7904	9884	11774	13664	

Product Coding: Example: ORLINE-WM-WH-4K-1.424-DALI-EM

CODE	FINISH	COLOUR TEMPERATURE	LENGTHS	DIMMING OPTIONS	EMERGENCY OPTION
ORLINE-WM	WH-(WHITE RAL9016)	3K	X - (See Table Above)	- (SWITCHED)	EM - EMERGENCY
	BL-(BLACK RAL9005)	4K		DALI	
		5K		DSI	
				CORRIDOR FUNCTION	