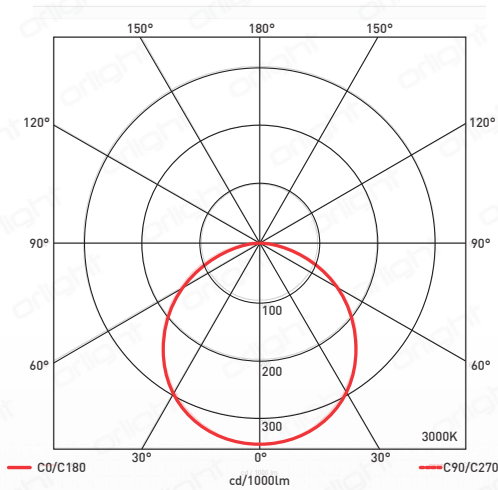


## LEO455 - Large Size LED Wall Light



### Polar Report



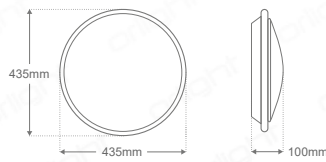
### Finishes



### Description

Architectural surface mounted fixture constructed from Aluminium base and Polycarbonate anti-glare diffuser, with CRI>85 to ensure light quality. Integral Tridonic control gear, with configurations to accommodate switched, 1-10V, DALI, DSI and Corridor function control methods. Emergency and Microwave detection options available.

### Dimensions



### Fixing Details


### Standards



### Specifications

Chipset	Solid State LED chipset
Dimming Options	Switched, 1-10V, DALI, DSI, Corridor Function
Power Consumption	28W
Voltage	240V
Driver	Integral Tridonic PSU
Colour Temperature	4000K
Light Output ~	2495lm
lm Per Watt ~	89lm/W
CRI	>85
Beam Angle	Wide
Binning	3 Step MacAdams Ellipse
Emergency Light Output	172lm
Emergency Details	NED/ 3.6 Ah NiCd
IP Rating	IP20
Battery Life	3 hours
Chip Life TM-21	L70 > 65,000 hours
<b>Operating Temperature</b>	-40°C - +55°C
Weight	1730g
Finish	White; Chrome; Satin Chrome

### Colourmetrics



4000K

R1	R2	R3	R4	R5	R6	R7	R8
84	90	95	85	84	86	88	69
R9	R10	R11	R12	R13	R14	R15	
18	76	84	64	85	97	78	

Product Coding: Example: LEO455-WH-LED-4000K-MS-EM

CODE	FINISH	LIGHT SOURCE	COLOUR TEMP	DIMMING OPTION	ACCESSORIES	EMERGENCY OPTION
LEO455	WH - (WHITE)	LED	4000K	- (SWITCHED)	MS - (MICROWAVE SENSOR)	EM - EMERGENCY
	CH - (CHROME)			1-10V		
	SC - (SATIN CHROME)			DALI		
				DSI		
				CF - (CORRIDOR FUNCTION)		