


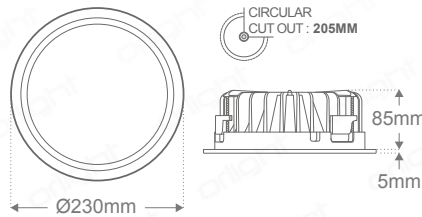
DIMENSION-231-RD - Round Fixed Solid State Downlight



Description

The Dimension-231 replacement for 2 x 26W CFL type downlights offers unparalleled performance. Designed to fit into cutout for traditional fluorescent type fixtures, switching to LED is simple. This high specification solid state LED fixture comes supplied with a non-dimmable driver as standard.

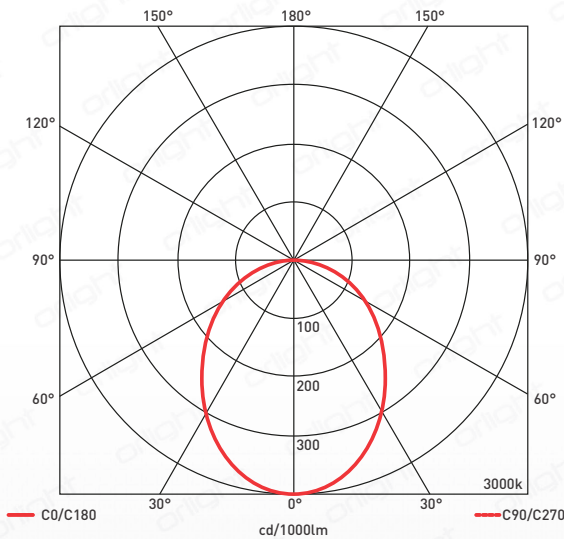
Dimensions



Standards



Polar Report



Specifications

Chipset	Solid State LED SMD - Samsung
Dimming Options	Mains, Dali and 1-10V
Power Consumption	27W
Voltage	48V
Colour Temperature	4000K
Light Output ~	2100lm
lm Per Watt ~	78lm/W
CRI	>90
Beam Angle	90°
Binning	2 Step MacAdams Ellipse
Chip Life TM-21	
IP Rating	20
Weight	1143g
Finish	White

Colourmetrics

4000K

R1	R2	R3	R4	R5	R6	R7	R8
83	88	93	85	83	84	88	71
R9	R10	R11	R12	R13	R14	R15	
22	72	84	66	84	96	77	

Product Coding: Example: DIMENSION-231-RD-WH-4000K

*Accessories

CODE	SIZE	FINISH	COLOUR TEMP	DIMMING OPTION	DRIVERS
DIMENSION-231	ROUND	WH - (WHITE)	4000K	Switched	ORLEZENTIAL231-DR-NL
				1-10V	DR40LCM-700
				DALI	DALIDR60LCM
				*Refer to Accessories	