


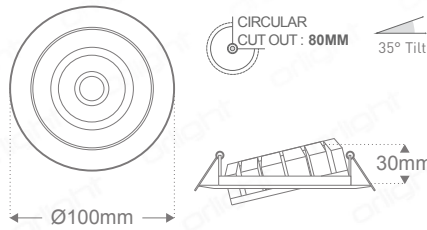
CREE22- CREE22 Tilted Downlight



Description

Adjustable solid state fixture with integrated MTG2 chipset. Slim product profile allows for installation applications with as little as 30mm recessed depth. A 2 Step MacAdams binning strategy ensures colour consistency with single chip technology providing a consistent beam. Configured to 35 degree beam as standard with colour temperature 3000K. Available in combination with Mains Dimmable, 1-10V and DALI dimmable power supplies.

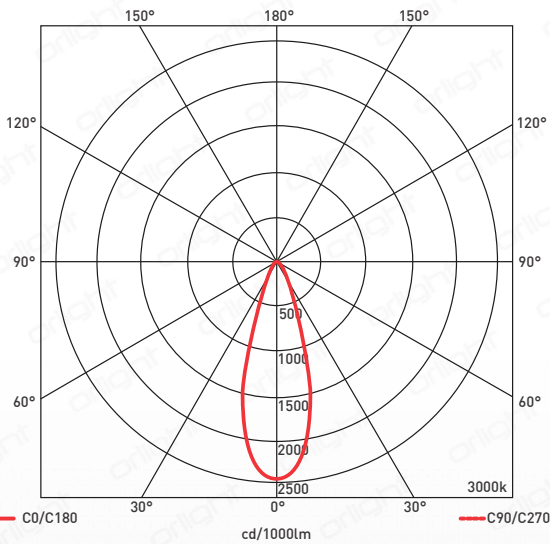
Dimensions



Standards



Polar Report



Specifications

Chipset	CREE MTG2
Dimming Options	MAINS; 1-10V; Dalí
Power Consumption	7.2W Fixture / 10W Circuit Power
Voltage	36V
Colour Temperature	3000K
Light Output ~	661lm
lm Per Watt ~	91.8 lm/W
CRI	>95
Beam Angle	35°
Binning	2 Step MacAdams Ellipse
Chip Life TM-21	L70 > 78,600 hours
IP Rating	20
Weight	147g
Finish	Epoxy Powder Coat

Colourmetrics

3000K

R1	R2	R3	R4	R5	R6	R7	R8
98	98	96	98	97	97	98	94
R9	R10	R11	R12	R13	R14	R15	
86	94	98	82	98	97	96	

Product Coding: Example: CREE22-WH-3000K

*Accessories

CODE	FINISH	COLOUR TEMP	DIMMING OPTION	EMERGENCY OPTION	DRIVERS
CREE22	WH - (WHITE)	3000K	D - (MAINS DIM)	EM	MTG21-DR-DIM
			1-10V	EM	JOLLY-MINI-1-10-LC
			DALI	EM	JOLLY-MINI-DALI-LC

*Refer to Accessories