

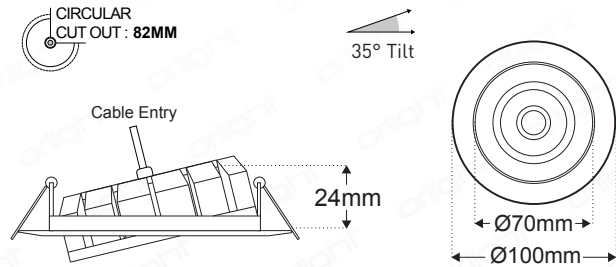
CIT22 - Compact Adjustable Downlight



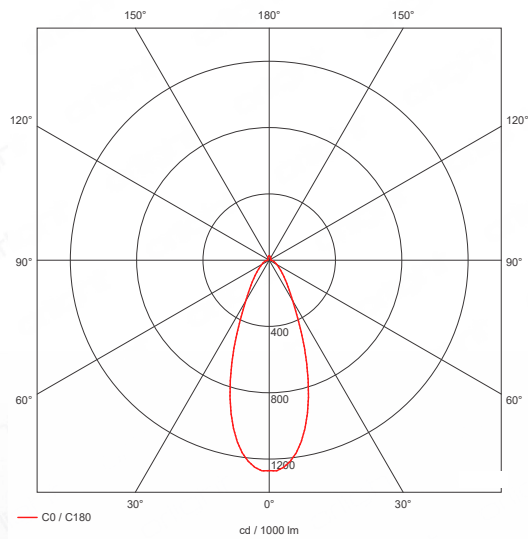
Description

Adjustable solid state fixture with integrated Citizen chipset. Slim product profile allows for installation applications with as little as 30mm recessed depth. A 3 Step MacAdams binning strategy ensures colour consistency with single chip technology providing a consistent beam. Configured to 40 degree beam as standard with colour temperature options of 3000K & 4000K. Available in combination with Mains Dimmable, 1-10V and DALI dimmable Power Supplies.

Dimensions




Polar Report



Specifications

Chipset	COB Citizen CLU028-1204C4	
Dimming Options	MAINS; 1-10V; DALI	
Power Consumption	8W Fixture / 10W Circuit Power	
Current	230mA	
Voltage	DC36V	
Colour Temperature	3000K	4000K
Light Output ~	945lm	976lm
lm Per Watt ~	91lm/W	97lm/W
CRI	>93	>93
Beam Angle	40°	
Binning	3 Step MacAdams Ellipse	
Chip Life TM-21	L70 > 55,000 hours	
Ambient Temperature	-20°C~45°C	
Cutout	82mm	
Aperture Size	53mm	
IP Rating	IP20	
Weight	290g	
Material	Aluminium	
Finish	White RAL9016	

Colourmetrics



3000K

R1	R2	R3	R4	R5	R6	R7	R8
94	95	96	95	93	95	94	84
R9	R10	R11	R12	R13	R14	R15	
62	88	96	81	94	97	89	

4000K

R1	R2	R3	R4	R5	R6	R7	R8
94	95	96	94	93	93	96	87
R9	R10	R11	R12	R13	R14	R15	
67	88	94	72	94	97	91	

Product Coding: Example: CIT22-WH-4000K

*Accessories

CODE	FINISH	COLOUR TEMP	DIMMING OPTION	EMERGENCY OPTION	DRIVERS
CIT22	WH - (WHITE)	3000K	D - (MAINS DIM)	EM	INCLUDED
		4000K	1-10V	EM	JOLLY-MINI-1-10-LC
			DALI	EM	JOLLY-MINI-DALI-LC
*Refer to Accessories					