

ONDUCLAIR PC



*POLYCARBONATE
corrugated rooflight sheets*


*Crystal clear clarity
10 year guarantee
Superior durability*



Onduline®

www.onduline.net

ONDUCLAIR PC



Onduclair PC® manufactured using polycarbonate resin to deliver class leading performance.

Onduclair PC® sheets provide natural light illumination to both roof and side wall claddings making them ideal for use on buildings with a low to medium humidity level.

Onduclair PC® assured sheet transparency and proven durability make it the first choice for residential, commercial, industrial, horticultural and agricultural projects.

The rooflight of the future



ADVANTAGES

TRANSPARENCY

The **Onduclair PC®** sheets are protected against UV radiation on their external surface using a coextrusion technique that guarantees excellent stability for light transmission which can be sustained over long periods.

Light transmission

- Crystal: 90%

RESISTANCE TO TEMPERATURE

Onduclair PC® can easily withstand temperatures of up to 130 °C (PVC: 60 °C). They can be used in double skin-systems and in regions where roofs are exposed to a high level of sunlight.

FIRE REACTION


According to EN 13501-1: 2002, European classification B-s1, d0.

IMPACT AND HAIL RESISTANCE

Onduclair PC® is recommended for panelling in sports halls (tennis, etc.) and in regions that are regularly affected by hail due to its outstanding durability.

ROOFING STANDARDS

Onduclair PC is manufactured in compliance with European Standards EN 1013-1 and EN 1013-4.





THE ONDUCLAIR PC RANGE

The range features corrugated and ribbed sheets with thicknesses of 0,8 mm and 1,0 mm, (except for sheets that are longer than 8 m, which are always manufactured to 1,2 mm).

The standard appearance is crystal. For details other finishings (opal, white, and coloured), please consult the Sales Department.



INSTALLATION NOTES

- a/ Refer to our technical fixing specification or alternatively contact our technical sales department for project advice.
- b/ Applications should be in compliance with relevant B.S. Standards and Building Codes of Practice.
- c/ Use the **Onduclair PC**® sheets without any shading systems (blinds, etc.). Double-skin systems are possible, providing that the underside of the upper skin is properly ventilated.
- d/ Continuous ventilation under the sheets from the eave to the ridge is vital.
- e/ The width of the support must be at least 40 mm for steel and 60 mm for wood.

INSTALLATION INSTRUCTIONS

- 1/ Determine the distance between the purlin support centres using the **Onduclair PC**® technical data sheets, and set the roof out allowing for the required sheet side and end laps.
- 2/ Install the sheets from the eaves to the ridge, starting from the opposite direction of prevailing winds, with the corrugations or ribs running down the slope of the roof.
- 3/ Drill the fastener holes to a diameter 4 mm larger than the fastener diameter and at least 50 mm from the sheet end.
- 4/ **Onduclair PC**® fixing components must be used, as corrugation support blocks avoid the possibility of deforming the sheet corrugations whilst fixing the sheet.


Note: PVC washers must not be used.

- 5/ Take care not to overtighten securing fixings allowing for thermal movement in the sheets as they expand and contract in response to solar heating.
- 6/ On exposed sites, provide an additional side corrugation overlap to enhance weathering protection and increase sheet end lap as directed in fixing specification.
- 7/ **Caution:** Covering roofs can be a hazardous operation. all work must be carried out with due regard to Health and Safety regulations as set out in HSG33 (Roof work).

** in sheltered areas depending on the geographic area and roof slope*

ACCESSORIES

Onduline offer a range of accessories for the most commonly used profiles (attachment kits) and corrugation support fillers. For all information, consult the Sales Department for advice and details.



Profile	Minimum slope	Minimum sheet end lap	Maximum support purlin spacing
Large Profiles	5 ° degrees 9 % slope 1 in 11 gradient	200 mm, may be reduced to 140 mm*	1,385 m
Small / Mini Profile	15 ° degrees 25 % 1 in 4 gradient	140 mm, may be reduced to 100 mm*	1,10 m
Ribbed profiles (Greca and steel-sheet profiles)	4 ° degrees 7 % 1 in 14 gradient	200 mm, may be reduced to 150 mm*	Variable according to profile, never exceed 1,50 m

**Roofing in "normal" site locations. For exposed locations provide one additional overlapping side corrugation (Greca and corrugated profiles)*

**Guarantee: Terms and Conditions apply contact sales office for details.*



THE RANGE OF PROFILES

The Ondulair PVC® sheets are manufactured to the highest standards in three thicknesses and an extensive range of profiles and widths, a small selection of which is represented below. The Sales Department will be pleased to assist you match your exact product requirements.

PROFILE: ONDULINE CLASSIC 95 /38



Corrugation dimensions: 95 x 38mm (nominal)

Onduline classic 95 / 38 profile:

Sheet Colour:	Clear	Thicknesses:	0.8mm, 1mm
Sheet:	Length:	Width:	Cover Width:
	1830mm / 6ft	950 mm	855 mm
	2440mm / 8ft	950 mm	855 mm
	3050mm / 10ft	950 mm	855 mm

PROFILE: 6" FIBRE CEMENT



Corrugation dimensions: 146 x 48mm (nominal)

6" fibre cement profile:

Sheet Colour:	Translucent or Clear	Thicknesses:	0.8mm, 1mm
Sheet:	Length:	Width:	Cover Width:
	1830mm / 6ft	1086mm	1016mm
	2440mm / 8ft	1086mm	1016mm
	3050mm / 10ft	1086mm	1016mm

PROFILE: 3" FIBRE CEMENT

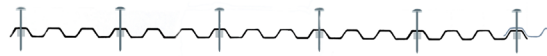


Corrugation dimensions: 72 x 19mm (nominal)

3" Fibre Cement profile:

Sheet Colour:	Translucent or Clear	Thicknesses:	0.8mm 1.1mm or 1.3mm
Sheet:	Length:	Width:	Cover Width:
	1830mm / 6ft	762mm	651mm
	2440mm / 8ft	762mm	651mm
	3050mm / 10ft	762mm	651mm

PROFILE: BOX GRECA



Corrugation dimensions: 76 x 17mm (nominal)

Box PR Greca:

Sheet Colour:	Clear	Thicknesses:	0.8, 1mm
Sheet code:	Length:	Width:	Cover Width:
	1830mm / 6ft	1090mm	988mm
	2440mm / 8ft	1090mm	988mm
	3050mm / 10ft	1090mm	988mm

PROFILE: IRON 3"



Corrugation dimensions: 76 x 18mm (nominal)

Iron Profile 3":

Sheet Colour:	Clear	Thicknesses:	0.8mm, 1mm,
Sheet:	Length:	Width:	Cover Width:
	1830mm / 6ft	660 mm	608 mm
	2440mm / 8ft	660 mm	608 mm
	3050mm / 10ft	660 mm	608 mm

PROFILE: BOX PROFILE



Corrugation dimensions: 74 x 10mm (nominal)

Box Profile:

Sheet Colour:	Clear	Thicknesses:	0.8, 1mm, 1.2mm
Sheet code:	Length:	Width:	Cover Width:
	1830mm / 6ft	1074mm	1000mm
	2440mm / 8ft	1074mm	1000mm
	3050mm / 10ft	1074mm	1000mm

TRANSPORT AND STORAGE

Ondulair PC® sheets must be stored flat, away from dampness, direct sunlight, and any source of heat, as prior to fixing sheets exposed to U.V. radiation can deform. Therefore, the sheets should be stored internally, or covered with a suitable tarpaulin on site. These precautions must be respected regardless of the product quantities and the storage time. Never place one pallet on top of another; the pallets must also be weighed down in strong wind.



www.onduline.net

Onduline Building Products Ltd

Eardley House, 182-184 Campden Hill Road,
Kensington, London, W8 7AS

Tel: 020 7727 0533

Fax: 020 7792 1390

E-mail: enquiries@onduline.net