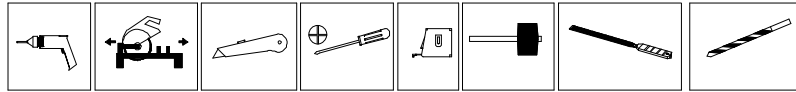


Fitting Instructions, Norsound 755 Perimeter Seal

Tools Required



Length

An acoustic and weather seal for rebated frames, NOR755 can be either mitred or butt jointed to the head and jambs without removing the door and has elongated screw holes for installation adjustment. The tremendously soft silicone seal has a leg to hold it in place for stability with a cover strip to hide the screw heads for a clean sight line.

Installation Details:

1: When cutting the aluminium carrier ensure cover strip and silicone seal are removed. Measure height of jamb stops and door head jamb mark each length on the aluminium carrier with a pencil. Machine cut each length (hold firmly in a vice use wooden spacer when clamping the carrier to ensure an accurate cut). An accurate joint and measurement is very important. Place the silicone seal back in the carrier cut to length then cut the cover strip to desired length.

2: With the door closed, position the seal at the head of the door first. The door should just rest against the NOR755 gasket lightly. Pre-drill holes in head to suit the carrier, then screw fix in the center of the elongated holes in the carrier to provide for seal alterations. Repeat this step for both jamb seals.

3: Test the door for correct fitment by inserting a sheet of paper between the door and the door seal. Shut the door and adjust the seal to ensure a consistent seal all around.

Note the door should firmly hold the sheet of paper.

4: Open and close the door, tighten all fixings and push fit cover strip into door head first and proceed with the two vertical covers.

Norsound Recommend using NOR710, NOR810 drop seal and NOR615 thresh all designed to complete your acoustic seal solutions.

Description of contents.

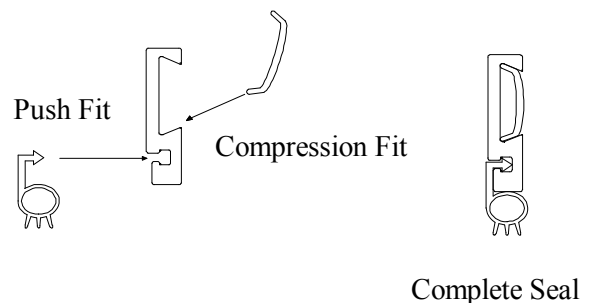
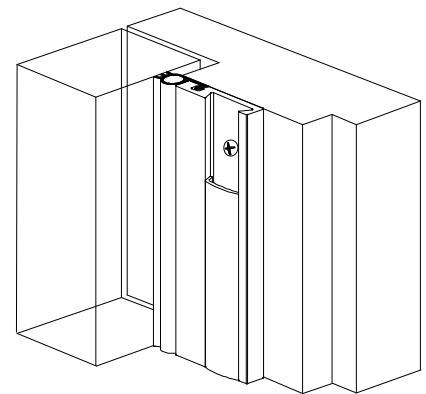
- 1: Aluminium carrier complete with pre-drilled elongated holes,
- 2: Easy to fit silicone gasket,
- 3: Fixing screws.
- 4: Cover strip

Important

Ensure that the installation of this product does not impede the opening or closing of door leaf or leaves.

Note

Recommendations as to the method for use of materials and construction details are based on the experience and knowledge of Norsound and are given in good faith as a general guide and service to designers, contractors and manufactures. Norsound reserves the right to make alterations or delete any installation detail without prior notice.



**Norsound. Unit 5 Regents Drive. Prudhoe. Northumberland. NE42 6PX.
Tel. 01661 831 311. Fax. 01661 830 099. Web. www.norsound.co.uk.**