



Nomadic  **Display**[®]

World class custom modular and portable exhibits

+353 98 66011 www.nomadicdisplay.eu

BrightWall2

Backlit Display Units



Create a splash....

BrightWall2
Backlit Display Units

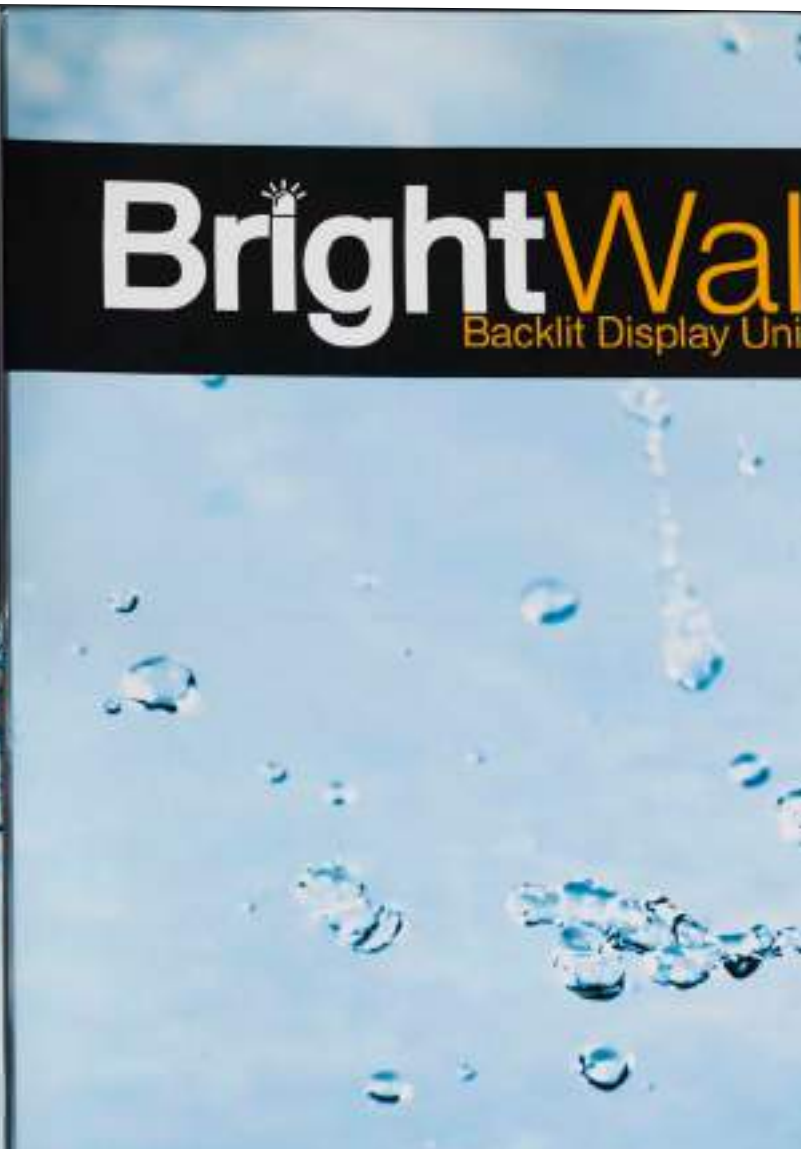


Nomadic Display
World class custom modular and portable exhibits



Nomadic Display
World class custom modular and portable exhibits

BrightWall 2 backlit displays create focal points and draw attention to your most stunning graphics. Mount your display or keep it freestanding, combine units for massive exhibits or even display panoramic images.



BrightWall

Backlit Display Unit

Contents

Lights.....	6-7
Hardware.....	8-9
Packing.....	10-11
Fabric Graphics.....	12-13
Freestanding Units.....	14-15
Standard Units.....	16-17
Wall Mounting.....	18-19
Integration.....	20-21
Integratable Units.....	22-23
Connectors.....	24-29
Feeling Creative.....	30-33
Fancy Something Different.....	34-51
General Assembly.....	52-53
Codes.....	54



Lights

BrightWall 2 features high-powered LED lights, which provide even, shadow free illumination. LED lights are six times more energy efficient than conventional lights and can cut energy use by up to 80%. Our LED lights are long lasting and have a lifetime of up to 10,000 hours.



Hardware

At 108mm wide our BrightWall 2 profile provides excellent stability and offers a smooth, channel free finish. BrightWall 2 units can be assembled in as little as 15 minutes, our new connectors ensure a simple, quick and stress free setup!



Packing

Our custom made packing solution provides exceptional protection to your Brightwall 2 unit. The die cut foam inserts enable the unit to be easily repacked and streamlines the setup process. Our packing case is designed to easily fit into a small car, and weighing as little as 24kg can be easily transported by one person.



Fabric Graphics

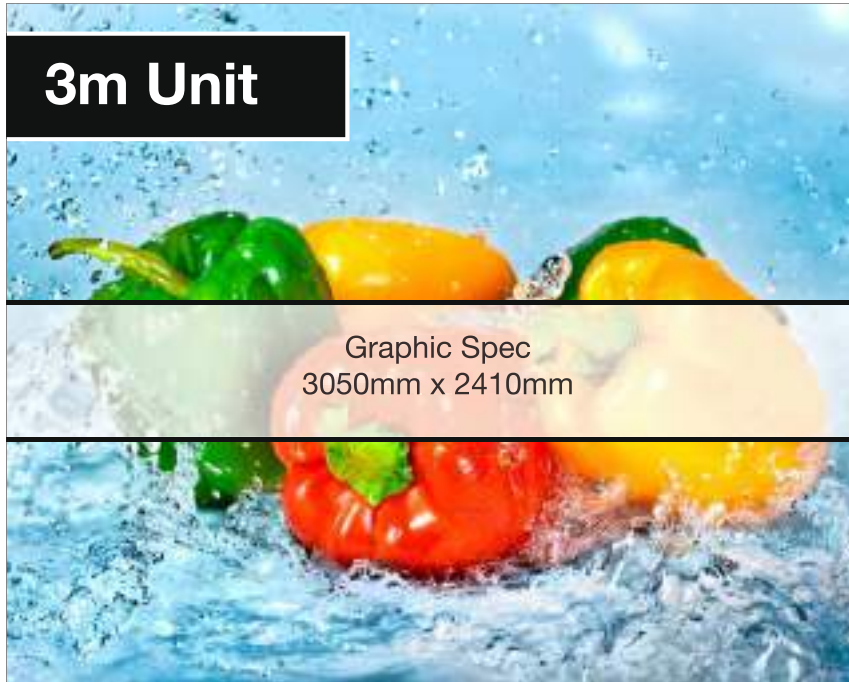
BrightWall 2 units feature SEG fabric graphics front and back, with the option of using SEG light blocker to create a single sided unit. BrightWall 2 fabric graphics are dye sub printed offering fantastic colour reproduction, which is essential for brand consistency. BrightWall 2 graphics are finished using silicone edging to provide a taut, smooth graphic face. Our fabric is crease resistant and machine washable, making it long lasting and extremely cost effective.



Freestanding Units

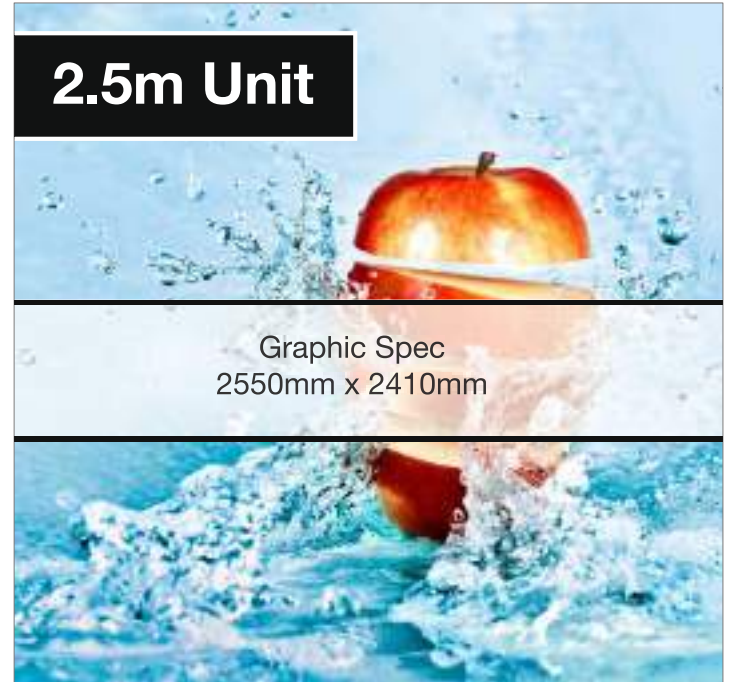
BrightWall 2 is available in a range of freestanding units ranging from 1m-3m (custom sizes available on request). Backlit walls are proven to be an extremely successful advertising tool for various illuminated display applications including: POS displays, airport signage, restaurants, showrooms, exhibitions, trade shows and many more. Our BrightWalls create a high-end ambience that will help you increase sales, it's possibilities are almost endless!

Standard Units



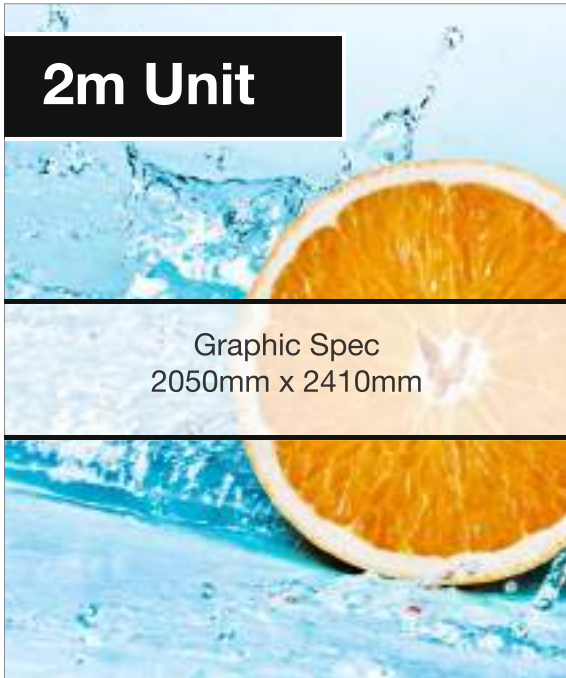
35kg W 3000mm x H 2360mm x D 600mm

3m Hardware	WSLK30FC
3m Graphic	WSLKFAB30BW2
3m Lightblocker	WSLKLBL30BW2



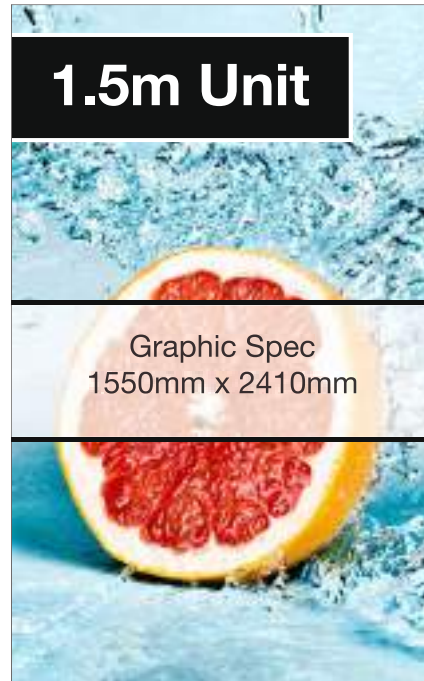
32kg W 2500mm x H 2360mm x D 600mm

2.5m Hardware	WSLK25FC
2.5m Graphic	WSLKFAB25BW2
2.5m Lightblocker	WSLKLBL25BW2



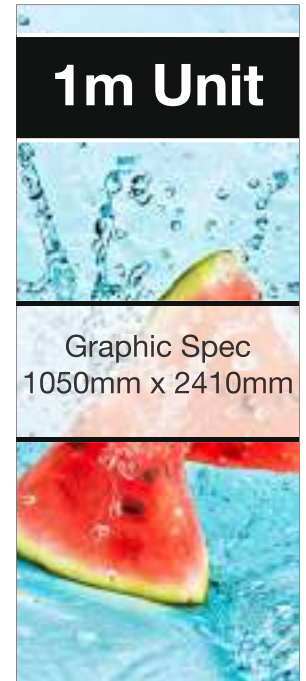
29kg W 2000mm x H 2360mm x D 600mm

2m Hardware	WSLK20FC
2m Graphic	WSLKFAB20BW2
2m Lightblocker	WSLKLBL20BW2




25kg W 1500mm x H 2360mm x D 600mm

1.5m Hardware	WSLK15FC
1.5m Graphic	WSLKFAB15BW2
1.5m Lightblocker	WSLKLBL15BW2



24kg W 1000mm x H 2360mm x D 600mm

1m Hardware	WSLK10FC
1m Graphic	WSLKFAB10BW2
1m Lightblocker	WSLKLBL10BW2



Wall Mounting

Transform almost any available wall space into a BrightWall fabric display using our wall mounting brackets. Graphics can be easily removed and quickly changed without any tools or special equipment. Ideal for interior displays in retail and commercial environments, BrightWall 2 offers a high quality finish and strong aesthetic appeal.

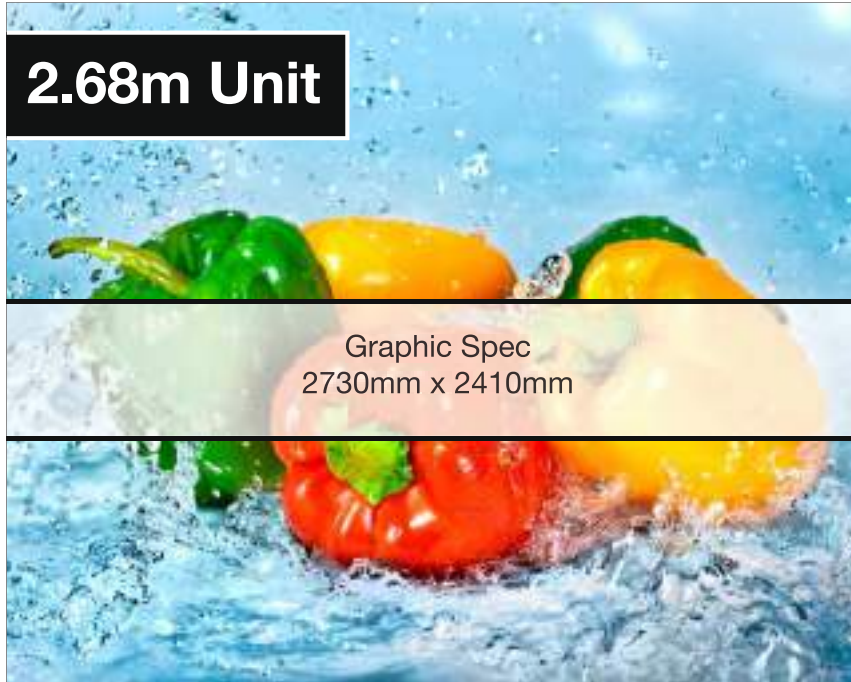


Integration

Our integrated BrightWall units come pre drilled allowing you to make multiple configurations between BrightWalls or with our entire range of existing products. Our integratable units have been designed to fit into your exhibition floor space, combine these units for both corner and inline booths; our integratable units allow you ultimate flexibility.

Each integratable BrightWall unit comes with; 2 x T Connectors, 2 x Straight Connectors and 4 x Hole Caps.

Integratable Units



35kg W 2680mm x H 2360mm x D 600mm

2.68m Hardware	WSLK30FCI
2.68m Graphic	WSLKFAB30IBW2
2.68m Lightblocker	WSLKLBL30IBW2



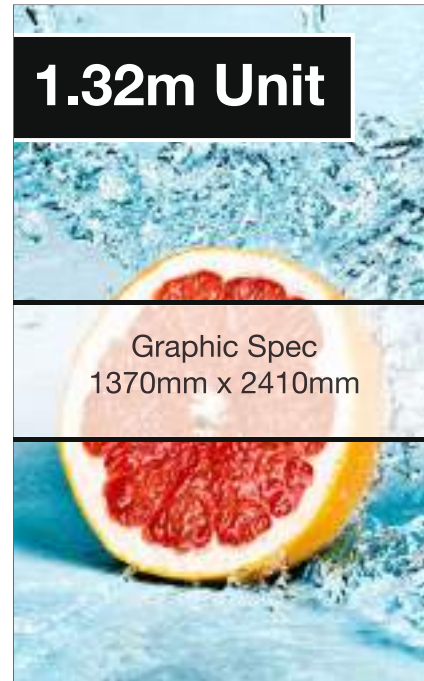
32kg W 2320mm x H 2360mm x D 600mm

2.32m Hardware	WSLK25FCI
2.32m Graphic	WSLKFAB25IBW2
2.32m Lightblocker	WSLKLBL25IBW2



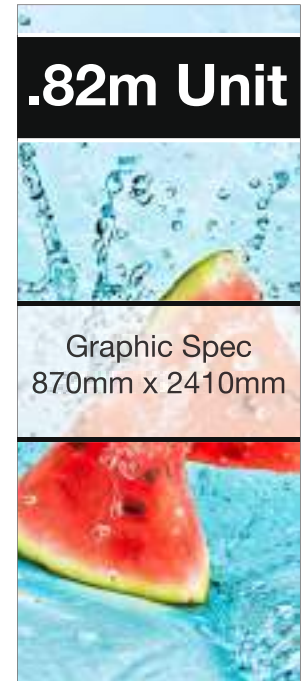
29kg W 1820mm x H 2360mm x D 600mm

1.82m Hardware	WSLK20FCI
1.82m Graphic	WSLKFAB20IBW2
1.82m Lightblocker	WSLKLBL20IBW2



25kg W 1320mm x H 2360mm x D 600mm

1.32m Hardware	WSLK15FCI
1.32m Graphic	WSLKFAB15IBW2
1.32m Lightblocker	WSLKLBL15IBW2



24kg W 820mm x H 2360mm x D 600mm

.82m Hardware	WSLK10FCI
.82m Graphic	WSLKFAB10IBW2
.82m Lightblocker	WSLKLBL10IBW2

Connectors



BrightWall 2 straight connectors are used to connect integrated BrightWalls side by side.



Codes (Hardware Only)

2.32m Hardware WSLK25FCI (x1)

1.32m Hardware WSLK15FCI (x1)

Connectors




BrightWall 2 'T' Connectors can be used to connect integrated BrightWalls into a corner configuration utilizing our triangular corner connection kit.




Codes (Hardware Only)

2.32m Hardware	WSLK25FCI (x1)
1.32m Hardware	WSLK15FCI (x1)
Corner Connection Kit	WSLKCORCON (x1)

Connectors



BrightWall 2 'T' Connectors can also be used to connect all other Nomadic Display product lines, such as Envision, Platinum and Instand.



Codes (Hardware Only)

1.32m Hardware	WSLK15FCI (x1)
Platinum Interconnector	HPNISXX00002360 (x1)
P32 Plus Frame	P32 (x1)
Struts	MSC3 (x4)

Feeling Creative?

2.68m

2.68m

Nomadic Display
World class custom modular and portable exhibits


Evolve


Let your imagination run free, all of these designs can be easily created by you, using our standard integrated units.



Codes (Hardware Only)

2.68m Hardware	WSLK30FCI (x2)
Corner Connection Kit	WSLKCORCON (x1)
Evolve Counter	MODCTRCURONE(x1)





Codes (Hardware Only)

1.32m Hardware	WSLK15FCI (x4)
Corner Connection Kit Laminated	WSLKCORCONLAM (x4)
Literature Holder	DLXLTPTAA (x4)



4.5m

Codes (Hardware Only)

2.68m Hardware	WSLK30FCI (x1)
1.82m Hardware	WSLK20FCI (x1)
1.32m Hardware	WSLK15FCI (x1)
0.82m Hardware	WSLK10FCI (x1)
Corner Connection Kit Laminated	WSLKCORCONLAM (x1)
Corner Connection Kit	WSLKCORCON (x1)
REC900	REC900(x1)

2m





Fancy Something Different?

Our Solutions designers work hard to create a unique stand out display, which will exceed your expectations. Create a splash at your upcoming exhibit by contacting our design studio now!

FY1711






FY1711

- Evolve reception counter
- Lockable storage area
- LED Backlit feature wall

5m

2.5m






FY1712

- Evolve reception counter
- Large monitor mount
- LED Backlit feature wall
- LED Downlights

4m


3m







FY1713

- Reception counter with inkjet graphic
- Lockable storage area
- LED Backlit feature wall
- LED Downlights
- Large format SEG graphics




FY1709





FY1709

- Reception counter with inkjet graphic
- Lockable storage area
- LED Backlit feature walls
- LED Downlights
- Large format SEG graphics
- Semi private meeting area




4m

4m



FY1715

- Evolve reception counter
- LED Backlit feature wall
- Lockable Storage Area
- LED Downlights
- Large monitor mount (x2)
- Feature tension fabric structure






6.5m

FY1716

- Evolve reception counter
- LED Backlit feature walls
- Feature tension fabric structure
- Open seating area

3m








FY1710

- Reception counter with inkjet graphic
- LED Backlit feature walls
- LED downlights
- Hanging tension fabric structure
- Open seating area

3m

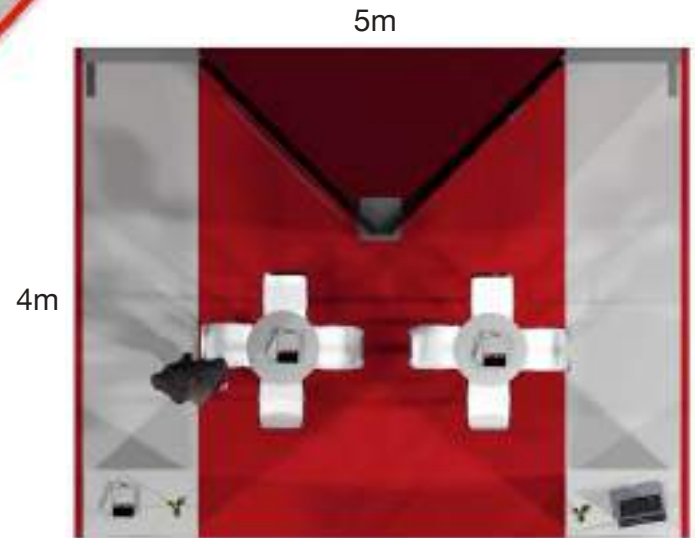
5m






FY1714

- LED backlit reception counter (x2)
- LED Backlit feature walls
- LED Downlights
- Large monitor mount
- Large format SEG graphics
- Open seating area
- Lockable Storage Area





FY1717

- LED Backlit feature walls
- Evolve reception counter

2m

3m

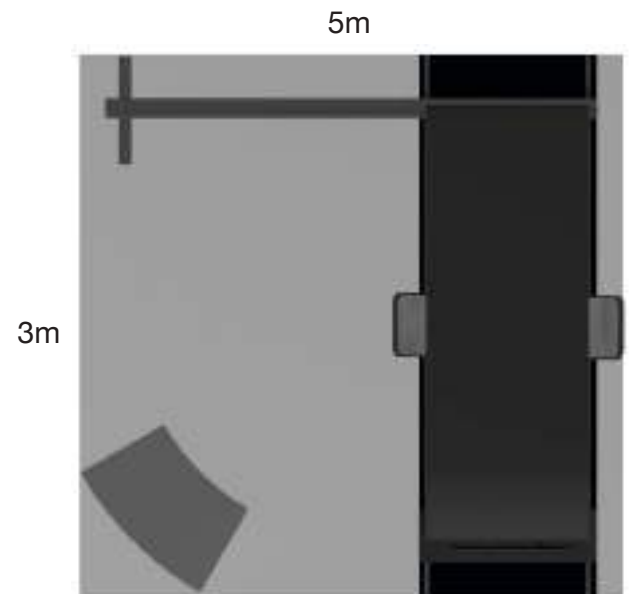






FY1708

- LED Backlit feature wall
- Evolve reception counter
- Large monitor mount
- Feature tension fabric structure







FY1718

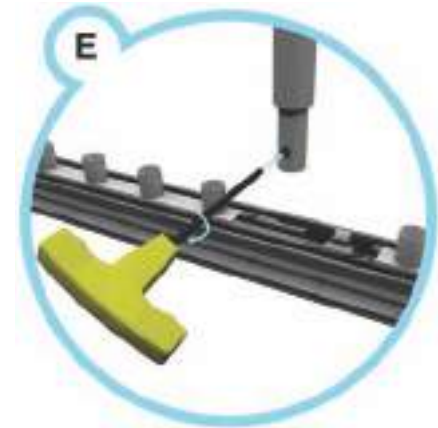
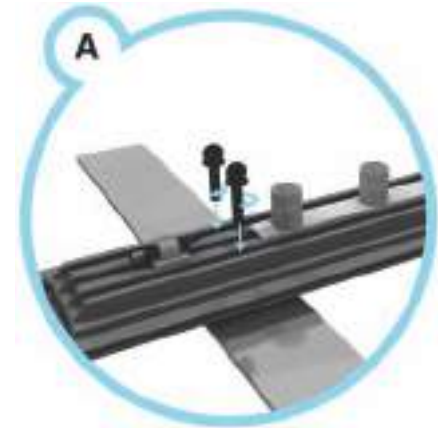

- LED Backlit feature wall
- Evolve reception counter
- Semi private meeting area
- A4 Literature Holders

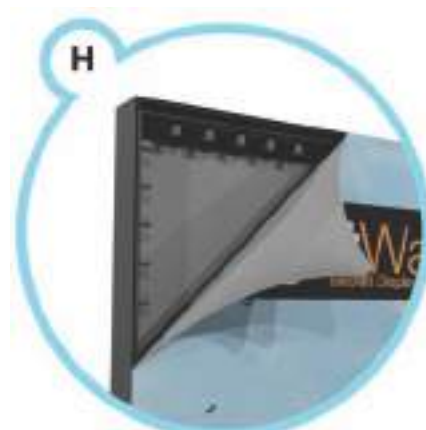
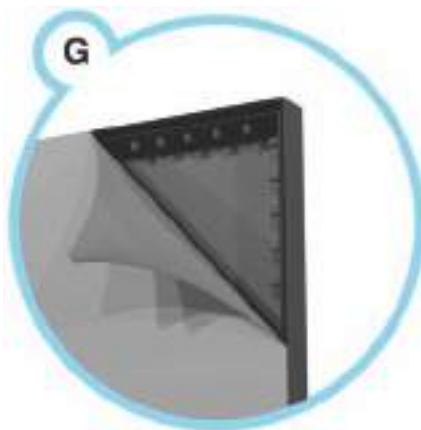
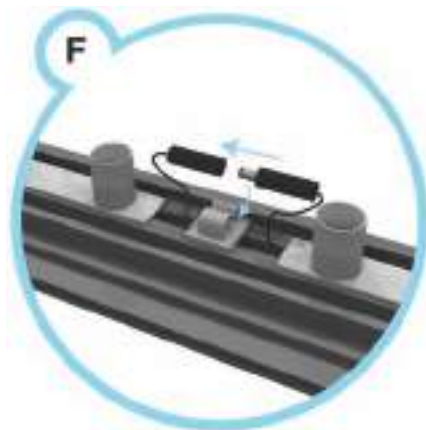
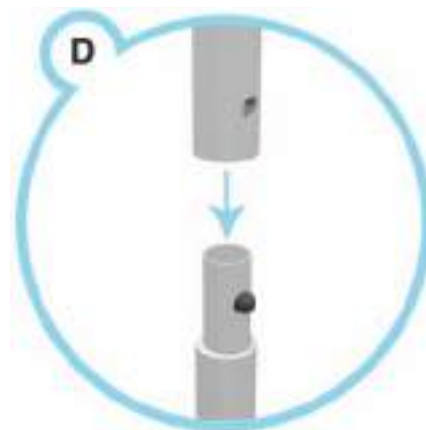
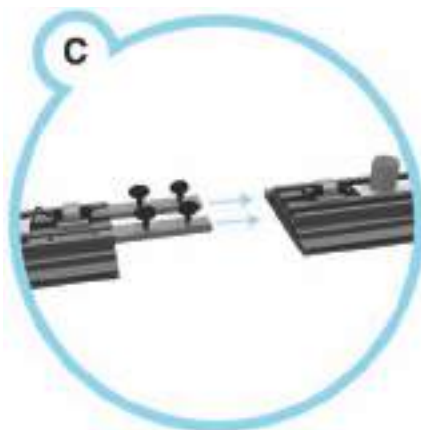
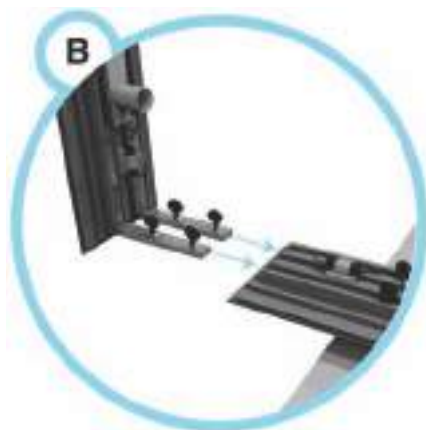
3m

6m



General Assembly





Order Codes

Standard Units	Material estructural	Gráficos	Lightblocker
3m Unit	WSLK30FC	WSLKFAB30BW2	WSLKLBL30BW2
2.5m Unit	WSLK25FC	WSLKFAB25BW2	WSLKLBL25BW2
2m Unit	WSLK20FC	WSLKFAB20BW2	WSLKLBL20BW2
1.5m Unit	WSLK15FC	WSLKFAB15BW2	WSLKLBL15BW2
1m Unit	WSLK10FC	WSLKFAB10BW2	WSLKLBL10BW2

Integrated Units	Material estructural	Gráficos	Lightblocker
2.68m Unit	WSLK30FCI	WSLKFAB30IBW2	WSLKLBL30IBW2
2.32m Unit	WSLK25FCI	WSLKFAB25IBW2	WSLKLBL25IBW2
1.82m Unit	WSLK20FCI	WSLKFAB20IBW2	WSLKLBL20IBW2
1.32m Unit	WSLK15FCI	WSLKFAB15IBW2	WSLKLBL15IBW2
0.82m Unit	WSLK10FCI	WSLKFAB10IBW2	WSLKLBL10IBW2

