

- 01. Hush chair P78.
- 02. Pinch low stool.
- 03. Pinch kids stool.

- 04. Pinch stool.
- 05. Trace table P42.
- 06. Pinch bench.

# pinch stool



### design

Don't be fooled by imitations, the award winning Pinch stool is another classic in the naughtone range and a truly versatile product. The fully upholstered form of the Pinch stool offers a comfortable seat, whether used at a table or mingled with soft seating. It can be sat on or straddled and the pinch stool has no obvious direction so lends itself to being scattered in a space. Use the Pinch stool as functional occasional seating and to add life to any interior space.

### technical

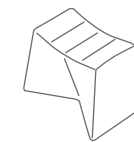
Pinch's main body of the seating is constructed with FSC certified hardwood and CMHR foams. The cover can be chosen by the customer or recommended by naughtone. \*All dimensions quoted are rounded to the nearest 5mm or nearest 1/2 inch.



### sizes



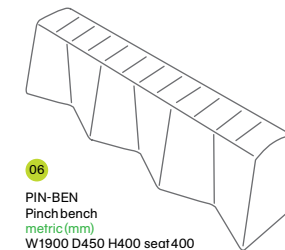
04  
PIN-ST  
Pinch stool  
metric (mm)  
W550 D350 H500 seat 450  
imperial (in)  
W21.5 D14 H19.5 seat 17.5



02  
PIN-LO  
Pinch low stool  
metric (mm)  
W600 D450 H400 seat 350  
imperial (in)  
W23.5 D17.5 H16 seat 14



03  
PIN-KID  
Pinch kids stool  
metric (mm)  
W450 D250 seat 300  
imperial (in)  
W17.5 D10 seat 12




06  
PIN-BEN  
Pinch bench  
metric (mm)  
W1900 D450 H400 seat 400  
imperial (in)  
W75 D17.5 H16 seat 16

### other options



Two tone upholstery.

### support

 all images here plus many more are available at [www.naughtone.com](http://www.naughtone.com) alternatively, get in touch to request our dropbox link to our full library.

**CAD** 3D visualisation models and 2D dwg files are available of all naughtone products. Download the files from our website [www.naughtone.com](http://www.naughtone.com) or request a full CD.

Pinch stool designed by naughtone

### general manufacture description

The pinch stool is available in a range of sizes and finishes, for the purpose of this document we have a specific example from the range:

Pinch stool  
PIN-ST

Please use the material index and the breakdown of component mass below to establish the environmental qualities of other finish options in this range.

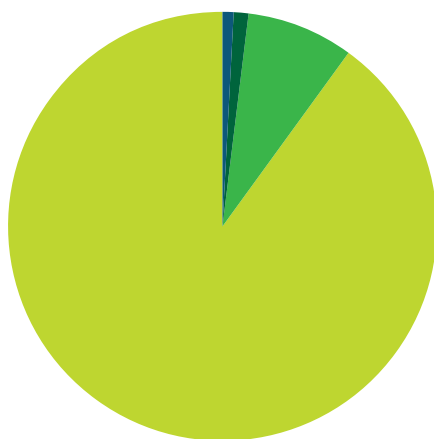
Pinch's inner frame is constructed with cut hardwood planks and sheet material timber. CMHR foam is applied to the frame and is then fully upholstered. The pinch is supplied in a single piece and has no fixings.



### facts

- 100% FSC certified timber
- naughtone is FISP and ISO14001 certified
- 7kg Total weight
- 7.4% Recyclable (foam & feet)
- 82.1% Compostable (internal frame)
- 1.5% Recycled content (chip foam)
- **82.1% Reuseable content**
- **8.9% Recycled & Recyclable content**

### contents



- Internal frame (FSC certified timber) - 82.1%
- Foam (CMHR foam) - 7.2%
- Fabric - <1%
- Feet (polypropylene) - <1%

### support

further information for all our products can be downloaded from the website [www.naughtone.com](http://www.naughtone.com).

\* where sustainable sources are quoted and a chain of custody is required by a customer - this must be indicated on the purchase order to naughtone. A chain of custody requested after an order has been placed or delivered may be difficult to recover.

