

- 01. Hush chair on wooden legs.
- 02. Hush chair on sled base.
- 03. Hush chair on swivel base.

hush chair



04. Hush low chair on sled base P80.



Hush Chair designed by naughtone

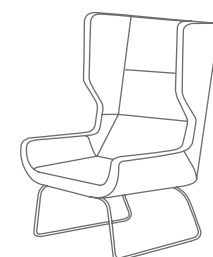
design

The hush chair's wingback form offers sanctuary and a welcoming familiarity. Whilst hush takes inspiration from the past it responds to contemporary demands. Hush is designed to be comfortable but with an upright positive sit; making it an ideal retreat but perfect for working, reading eating or private conversations. The slender internal frame provides the hush chair's now unmistakable profile; it is a cost effective product that makes a big statement every time.

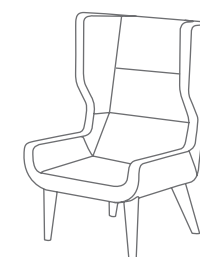
technical

The main body of the hush chair is constructed with moulded plywood and CMHR foams. The various base options contain solid oak from FSC certified sources, chromed mild steel and brushed stainless steel. *All dimensions quoted are rounded to the nearest 5mm or nearest 1/2 inch.

sizes



02
HUSH-SL
Hush chair sled base
metric (mm)
W720 D315 H1160 seat430
imperial(in)
W28.5 D32 H45.5 seat 17



01
HUSH-WD
Hush chair wooden legs
metric (mm)
W720 D315 H1160 seat430
imperial(in)
W28.5 D32 H45.5 seat 17



03
HUSH-SW
Hush chair swivel base
metric (mm)
W720 D315 H1160 seat430
imperial(in)
W28.5 D32 H45.5 seat 17

other options



Two tone upholstery.



High Arms.

base options



Chrome sled base.



White sled base.



Chrome swivel base.



White swivel base.



Turned solid oak legs.

support

all images here plus many more are available at www.naughtone.com alternatively, get in touch to request our dropbox link to our full library.

CAD 3D visualisation models and 2D dwg files are available of all naughtone products. Download the files from our website www.naughtone.com or request a full CD.

Hush chair designed by naughtone

general manufacture description

The Hush chair innershell is constructed from 1 solid moulded plywood form. The frame is then covered with CMHR foams and fully upholstered over with fabric. The Hush shell and base is assembled together with dry fixings and the upholstered shell can be easily broken down into separate materials with hand tools.

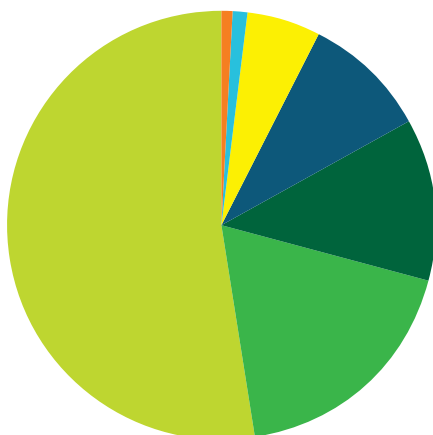
The Hush chair wooden legs are turned from square blocks of sustainable solid oak. The Oak is sealed with spray matt lacquer. The oak legs have a mild steel subframe which is fabricated and welded together from mild steel bar and mild steel tube. The subframe is finished with a powder coat finish. The subframe and oak legs are assembled together with dry fixings and are easily separated for end of life recycling.










facts

- 100% FSC certified timber
- naughtone is FISP and ISO14001 certified
- 27.5kg Total weight
- 31.5% Recyclable (base, foam, fixings & feet)
- 59% Compostable (plywood frame & base)
- 11.5% Recycled content (base, chip foam & fixings)
- 59% Reuseable content
- 43% Recycled & Recyclable content

contents



	Internal plywood frame (beech ply) - 53.2%
	Foam (CMHR foam) - 18.8%
	Timber sub frame (mild steel) - 12.4%
	Fabric - 9.5%
	Base (solid oak) - 5.8%
	Feet (polypropylene) - <1%
	Fixings (mild steel) - <1%

support

further information for all our products can be downloaded from the website www.naughtone.com.

*where sustainable sources are quoted and a chain of custody is required by a customer - this must be indicated on the purchase order to naughtone. A chain of custody requested after an order has been placed or delivered may be difficult to recover.

Hush chair designed by naughtone



general manufacture description

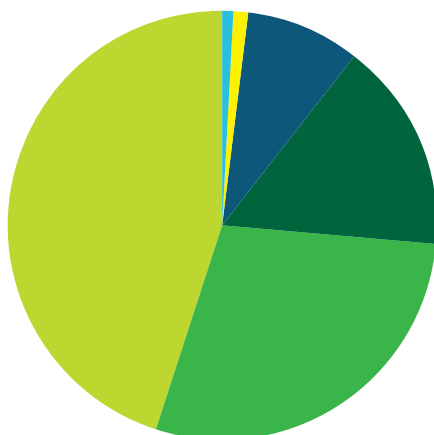
The Hush chair innershell is constructed from 1 solid moulded plywood form. The frame is then covered with CMHR foams and fully upholstered over with fabric. The Hush shell and base is assembled together with dry fixings and the upholstered shell can be easily broken down into separate materials with hand tools.

The Hush chair swivel base is cut from mild steel plate and mild steel tubing. A separate swivel mechanism is pressed into the top of the tube before the top plate is attached. The components can be separated with hand tools for end of life recycling. The base is then finished with either chrome plating or polyester powder coat.

facts

- 100% FSC certified timber
- naughtone is FISP and ISO14001 certified
- 31.7kg Total weight
- 45.6% Recyclable (base, foam, fixings & feet)
- 45.7% Compostable (plywood frame)
- 21.1% Recycled content (base, chip foam & fixings)
- 45.7% Reuseable content
- 66.7% Recycled & Recyclable content

contents



- Internal plywood frame (beech ply) - 45.7%
- Base (stainless steel) - 29.1%
- Foam (CMHR foam) - 16.2%
- Fabric - 8.8%
- Feet (polypropylene) - <1%
- Fixings (mild steel) - <1%

support

further information for all our products can be downloaded from the website www.naughtone.com.

*where sustainable sources are quoted and a chain of custody is required by a customer - this must be indicated on the purchase order to naughtone. A chain of custody requested after an order has been placed or delivered may be difficult to recover.



Hush chair designed by naughtone



general manufacture description

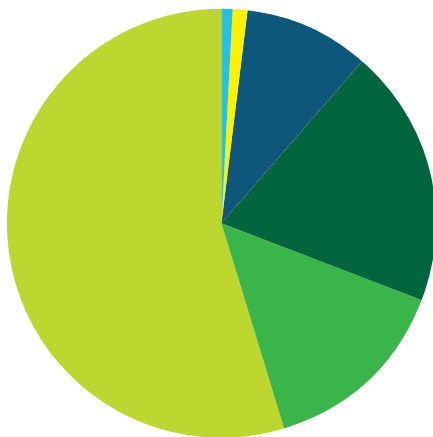
The Hush chair innershell is constructed from 1 solid moulded plywood form. The frame is then covered with CMHR foams and fully upholstered over with fabric. The Hush shell and base is assembled together with dry fixings and the upholstered shell can be easily broken down into separate materials with hand tools.

The Hush chair sled base is machine bent from mild steel rod, then weld jointed together and hand polished to a smooth surface. The steel rod is then finished with either chrome plating or polyester powder coat.

facts

- 100% FSC certified timber
- naughtone is FISP and ISO14001 certified
- 26.3kg Total weight
- 34.7% Recyclable (base, foam, fixings & feet)
- 55.5% Compostable (plywood frame)
- 13.1% Recycled content (base, chip foam & fixings)
- 55.5% Reuseable content
- 47.8% Recycled & Recyclable content

contents



- Internal plywood frame (beech ply) - 55.5%
- Base (mild steel) - 14.8%
- Foam (CMHR foam) - 19.6%
- Fabric - 9.8%
- Feet (polypropylene) - <1%
- Fixings (mild steel) - <1%

support

further information for all our products can be downloaded from the website www.naughtone.com.

* where sustainable sources are quoted and a chain of custody is required by a customer - this must be indicated on the purchase order to naughtone. A chain of custody requested after an order has been placed or delivered may be difficult to recover.

