

- 01. Cloud plain 3 seat high back.
- 02. Cloud plain 1.5 seat high back.
- 03. Cloud plain modular panel.

- 04. Riley table P52.

cloud plain

seating/booths



Cloud plain seating designed by naughtone











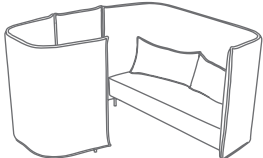

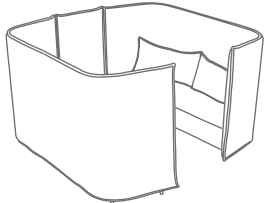
design

Cloud plain seating system's tactile, pillowy surround is designed to invite and comfort without consuming masses of space. Whether you are looking for somewhere to shelter or meet or simply to relax, cloud has a magnetic appeal. The cloud plain upholstery range consists of various chair and sofa sizes available with high or low back and also a simple zipped-in screen for creating booth seating areas.

technical

The signature quilting can be applied to most upholstery fabrics and has a dacron core. This is then layered over woollen felt, in turn layered over a tubular steel frame with dense foam inserts. The seating area is steel framed with a plywood substructure. The seat foam is CMHR and the back cushions are feather and synthetic fibre filled. *All dimensions quoted are rounded to the nearest 5mm or nearest 1/2 inch.

sizes

					
CLO-P-1-LO Armchair with low back and straight legs as standard <i>metric (mm)</i> W800 D750 H650 seat 400 <i>imperial (in)</i> W31.5 D29.5 H25.5 seat 15.5	CLO-P-1.5-LO 1.5 seat sofa with low back and straight legs as standard <i>metric (mm)</i> W1100 D750 H650 seat 400 <i>imperial (in)</i> W43.5 D29.5 H25.5 seat 15.5	CLO-P-2-LO 2 seat sofa with low back and straight legs as standard <i>metric (mm)</i> W1600 D750 H650 seat 400 <i>imperial (in)</i> W63 D29.5 H25.5 seat 15.5	CLO-P-3-LO 3 seat sofa with low back and straight legs as standard <i>metric (mm)</i> W2100 D750 H650 seat 400 <i>imperial (in)</i> W82.5 D29.5 H25.5 seat 15.5	CLO-P-CIRC-BEN cloud circular bench and straight legs as standard <i>metric (mm)</i> W900 D900 seat 400 <i>imperial (in)</i> W35.5 D35.5 seat 15.5	CLO-P-REC-BEN cloud rectangular bench and straight legs as standard <i>metric (mm)</i> W2400 D900 seat 400 <i>imperial (in)</i> W94.5 D35.5 seat 15.5
					
CLO-P-1.5-HI 1.5 seat sofa with high back and straight legs as standard <i>metric (mm)</i> W1100 D750 H1300 seat 400 <i>imperial (in)</i> W43.5 D29.5 H51 seat 15.5	CLO-P-2-HI 2 seat sofa with high back and straight legs as standard <i>metric (mm)</i> W1600 D750 H1300 seat 400 <i>imperial (in)</i> W63 D29.5 H51 seat 15.5	CLO-P-3-HI 3 seat sofa with high back and straight legs as standard <i>metric (mm)</i> W2100 D750 H1300 seat 400 <i>imperial (in)</i> W82.5 D29.5 H51 seat 15.5			
					
CLO-BOOTH-1.5 <i>metric (mm)</i> W1100 D2200 H1300 seat 400 <i>imperial (in)</i> W43.5 D86.5 H51 seat 15.5	CLO-BOOTH-1.5/3 <i>metric (mm)</i> W2100 D2200 H1300 seat 400 <i>imperial (in)</i> W82.5 D86.5 H51 seat 15.5	CLO-BOOTH-2 <i>metric (mm)</i> W1600 D2200 H1300 seat 400 <i>imperial (in)</i> W63 D86.5 H51 seat 15.5	CLO-BOOTH-3 <i>metric (mm)</i> W2100 D2200 H1300 seat 400 <i>imperial (in)</i> W82.5 D86.5 H51 seat 15.5		


base options



Black powder coated steel straight legs

Turned solid oak legs

support

 all images here plus many more are available at www.naughtone.com alternatively, get in touch to request our dropbox link to our full library.

CAD 3D visualisation models and 2D dwg files are available of all naughtone products. Download the files from our website www.naughtone.com or request a full CD.

Cloud range designed by naughtone



general manufacture description

The Cloud is available in a range of sizes and finishes, for the purpose of this document we have a specific example from the range:

Cloud quilt sofa with low back and straight steel legs
CLO-Q-3-LO (steel legs)

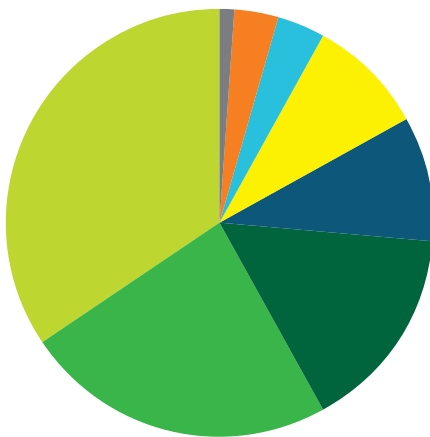
Please use the material index and the breakdown of component mass below to establish the environmental qualities of other finish options in this range.

The cloud back and side frame is constructed with bent milds steel tube with thin plywood cladding and dense foam inserts. The signature quilting can be applied to any fabric and has a dacron core. The quilting is sewn into a sleeve which is simply pulled over the frame and secured with a hidden zip. The seat foam is CMHR and the back cushions are feather and synthetic fibre filled. The legs are made from mild tubular steel and powdercoated in black.

facts

- 100% FSC certified timber
- naughtone is FISP and ISO14001 certified
- 67.1kg Total Weight
- 43.5% Recyclable (steel frame, foam, legs & fixings)
- 43.6% Compostable (timber frame & plywood frame)
- 20% Recycled content (steel frame, chip foam, legs & fixings)
- 43.6% Reuseable content
- 63.5% Recycled & Recyclable content

contents



Internal frame (solid timber) - 34.6%
Internal steel frame (mild steel) - 23.9%
Foam (CMHR foam) - 15.7%
Fabric - 9.6%
Internal plywood frame (beech ply) - 9%
Straight legs (mild steel) - 3.6%
Cushions (feather fibre mix) - 3.3%
Fixings (mild steel) - < 1%



support

further information for all our products can be downloaded from the website www.naughtone.com.

Cloud range designed by naughtone

general manufacture description

The Cloud is available in a range of sizes and finishes, for the purpose of this document we have a specific example from the range:

Cloud sofa with high back and steel legs
CLO-3-HI (steel legs)

Please use the material index and the breakdown of component mass below to establish the environmental qualities of other finish options in this range.


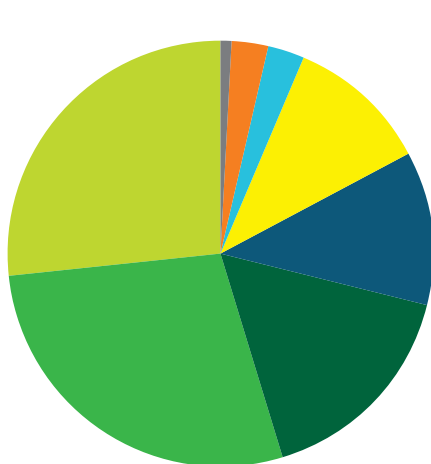
The cloud back and side frame is constructed with bent mild steel tube with thin plywood cladding and dense foam inserts. The signature quilting can be applied to any fabric and has a dacron core. The quilting is sewn into a sleeve which is simply pulled over the frame and secured with a hidden zip. The seat foam is CMHR and the back cushions are feather and synthetic fibre filled. The legs are made from mild tubular steel and powdercoated in black.



facts

- 100% FSC certified timber
- naughtone is FISP and ISO4001 certified
- 82.8kg Total weight
- 46.8% Recyclable (steel frame, foam, legs & fixings)
- 39.8% Compostable (timber frame & plywood frame)
- 21.9% Recycled content (steel frame, chip foam, legs & fixings)
- 39.8% Reuseable content
- 68.7% Recycled & Recyclable content

contents



support

further information for all our products can be downloaded from the website www.naughtone.com.