

Merriott

DESIGN RADIATORS

*HORIZONTAL LST RADIATORS TECHNICAL INFORMATION
E - SERIES EMITTERS*



CONTENTS

Horizontal LST Products	2
Merriott Radiators LST System	3
Low Surface Temperature Systems ('E' Series Emitters)	4-8
Horizontal 'E' Series Emitter Outputs	9-73
Style 2 LST 350mm to 980mm high	10-19
Style 3 LST 280mm to 910mm high	20-29
Style 4 LST 350mm to 980mm high	30-39
Style 6 LST 445mm to 1075mm high	40-49
Style 7 LST 375mm to 1005mm high	50-59
Style 8 LST 445mm to 1075mm high	60-69
Style 10 LST 280mm to 490mm high	70-73
Applications	74-76
- Fixing dimensions ('E' Series Emitters)	74-75
- Emitter bracket locations ('E' Series Emitters)	76
Features & Options	77-84
Wall-to-wall LST system	78
Valve Option Features	79
- Valve Options T1 - T10	79-81
- Additional Features	82
Pipework Cutout Options	83
Specification Sheet	84
Correction factors	85
Resistance	86-87
How to order	88

Horizontal LST Products

Introduction

The Merriott Radiators range of low surface temperature (LST) radiators operates within NHS / HSE guidelines, (the near ambient temperature of the front panel surface complies with department of DHSS Engineering data DN4 and conforms to NHS / HSE guidelines covering the surface temperature of radiators in areas where special care is provided). The use of heavy gauge flat steel tubing in the construction of the front panel provides a double insulation and enables the front panel to operate at a cool 25°C making it the best and most effective LST front panel available. The performance of the Merriott LST range is constantly being expanded to meet the demands of the NHS / HSE.

When coupled to a properly balanced LPHW system operating with normal flow and return temperatures, the front panel will not exceed 43°C. Obviously the lower the flow and return temperatures, the cooler the casing will be, and taller casings will provide more effective convection with lower issuing air temperatures. Merriott LST's enable you to comply with the requirements of DHSS Engineering Data DN4 and subsequent School Building Bulletins and disabled access regulations.

The Merriott Radiators LST offers architects and specifiers total flexibility in system design for hospitals, schools, nursing homes and sheltered accommodation. Special requirements for high security in prisons and for low level protection in pediatric wards are easily met from our standard range.

The smooth unobtrusive lines of the panel and the uniquely wide range of the sizes available enable it to adapt to any architectural or design scheme. All styles have rounded edges for safety and feature grilles for additional security.

Paint Finish

Our standard paint finish is semi - gloss RAL 9016 (White) in epoxy polyester powder. An extensive range of other RAL and BS colours are available on request, at a surcharge.

Emitter Size & Heat Emissions

Merriott Radiators horizontal panel emitters or 'E' series emitters offer emissions ranging from 99 watts to 8821 watts at $\Delta T50^{\circ}\text{C}$. Emitter sizes ranging from (143mm X 400mm) to (868mm X 2700mm).

Materials

Merriott Radiators radiators are manufactured from flat steel tubes, 70mm x 11mm, with a standard thickness of 1.5mm. Other thicknesses are available on request.

Operating Pressures

The standard test pressure is 7 bar giving a maximum operating pressure of 5.38 Bar. Other operating pressures where required, radiators can be supplied with test pressures of up to 13 Bar (operating 10 Bar).

Features

The Merriott Radiators Horizontal LST is available in seven different styles which cater for all possible combinations. Such as

- Standard wall mounted Unit,
- Free standing unit (in front of full height glazing),
- Wall to wall applications
- Corner (Internal and external 45°, 90°, 135°) applications,
- Elevated units (Kitchens, toilets).
- High output performance
- Low surface temperature
- Rounded grilles for optimum safety
- No sharp edges (note: solid tops have rounded edges for added safety)
- Robust construction - front cover is a single unit

Quality

All Merriott Radiators emitters used behind Horizontal LST's are manufactured and tested in accordance with BS EN 442 and the NF quality mark requirements, in its state of the art BS EN ISO 9001 : 2008 accredited manufacturing facility.

Warranty

Merriott LST Radiators are guaranteed for a period of ten years in respect of defective materials and workmanship. In order for the warranty to be valid, designers and installers must observe and adhere to **BS EN 12828:2003**. Heating systems in buildings - design for water based heating systems and installers must adhere to **BS EN 14336:2004**. Heating system in buildings - installation and commissioning of water based heating systems. In addition Merriott Radiators recommends that designers and installers observe and adhere to the British Standard code of practice for the treatment of water in domestic hot water central heating systems and **BS 7593:2006**, the use of corrosion inhibitor is recommended for all applications, failure to observe this may result in the invalidation of warranty.

Design & Performance

As products are subject to continued research to improve design and performance, Merriott Radiators reserves the right to alter specifications without notice.

Merriott Radiators LST System

You should indicate whether you require any of the following non-standard items:

- Special colours (BS or RAL number) other than RAL 9016 which is standard.
- Knockouts or Cutouts in the side casing (Endbox) for TRVs
- Cutouts in the front panel for a TRVs
- Cutouts for pipework (See Valve option feature section for details)
- Wall-to-wall LST

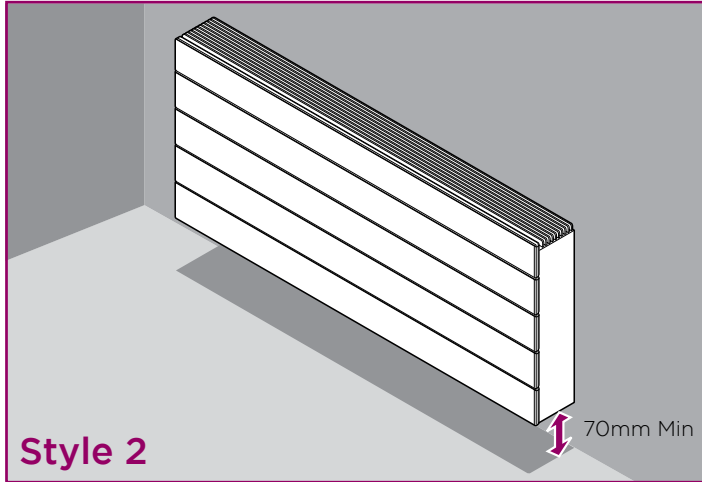
For full wall-to-wall applications, full wall lengths are to be submitted. The Merriott Radiators Technical Sales Department will then make the necessary modifications to the lengths to facilitate spacers and internal/external corners (see page 61 for further details).

How to select sizes not shown in this manual

Please contact the Merriott Radiators sales office or your Regional Sales Manager.

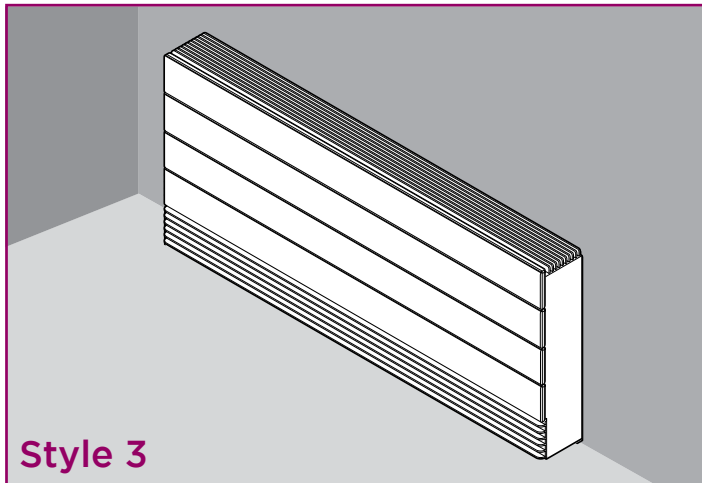
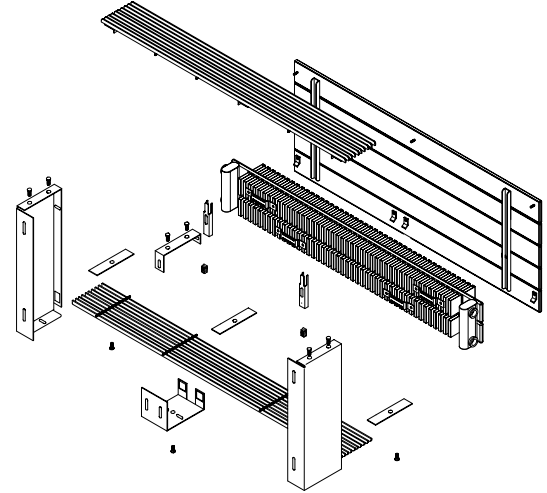
Low Surface Temperature System Overview

LST Case styles



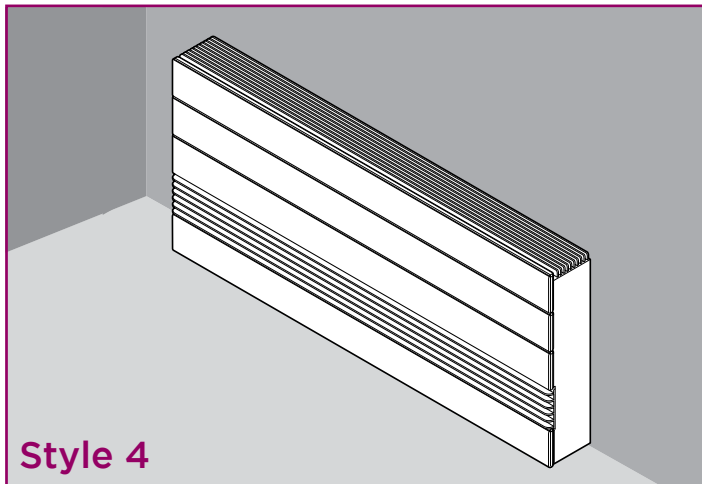
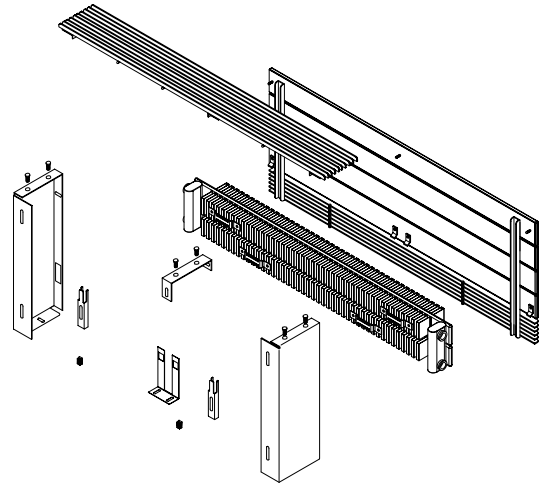
- Top grille
- Bottom grille

Suitable for wall-mounted applications above skirting. eg. Wet floor areas, WC, etc. with pipes fed from rear or side.



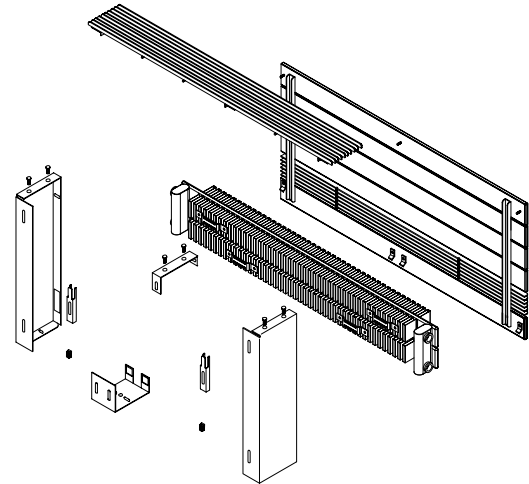
- Forward-facing bottom grille
- Top grille

Wall-mounted. Suitable for sitting on pipe boxing only with pipes fed up from below.



- Forward-facing bottom grille
- Top grille

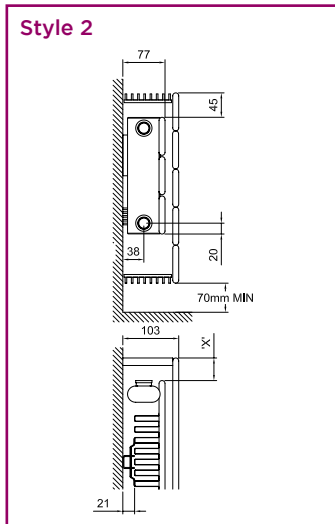
Wall-mounted to/at floor level. Suitable for sitting on floor or pipe boxing with pipes fed from side, rear or below.



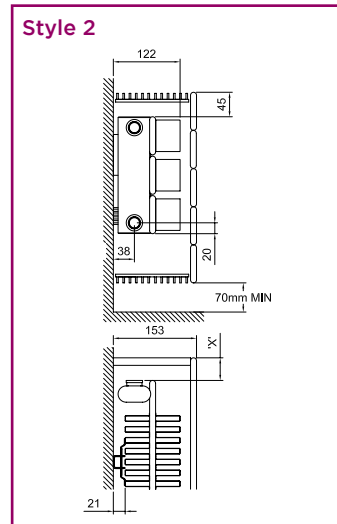
Low Surface Temperature System Overview

Styles: LC2 - LC4 with 'E' Series Emitters

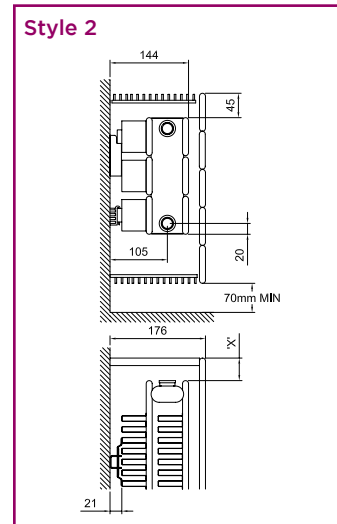
E11 Emitter



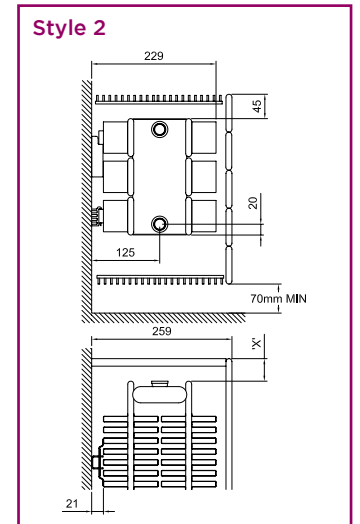
E12 Emitter



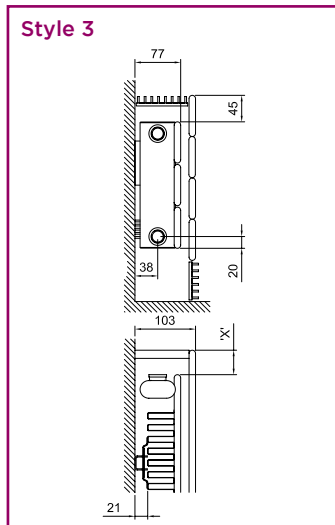
E22 Emitter



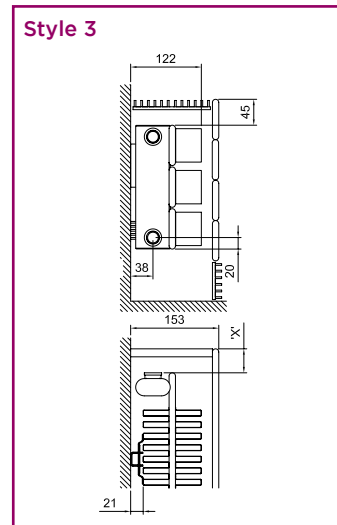
E24 Emitter



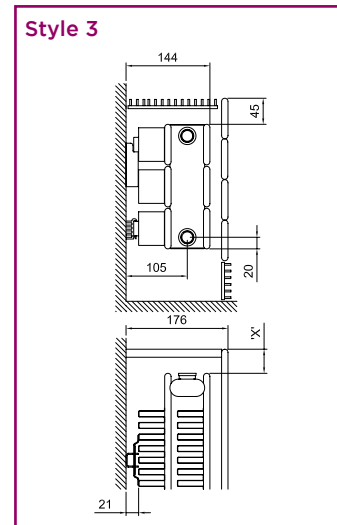
Style 3



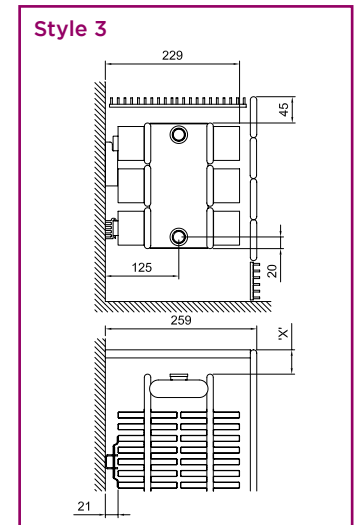
Style 3



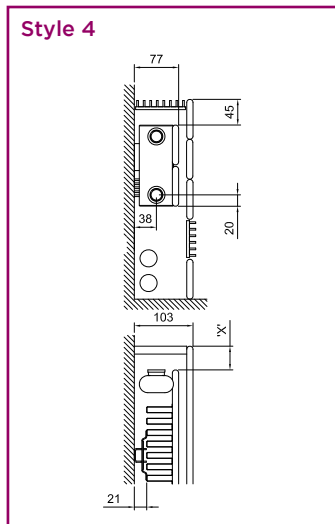
Style 3



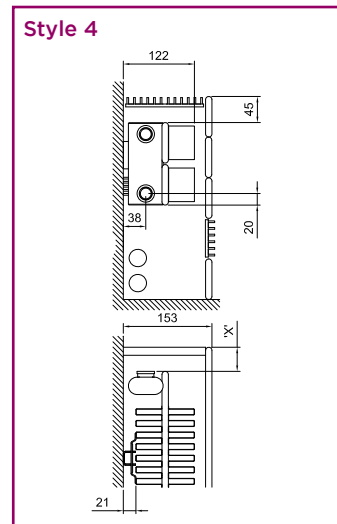
Style 3



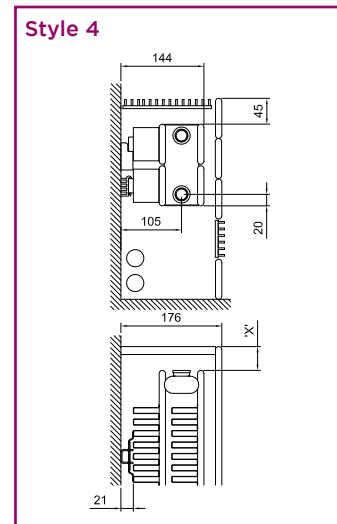
Style 4



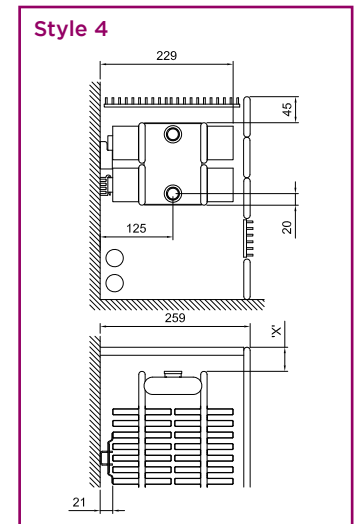
Style 4



Style 4



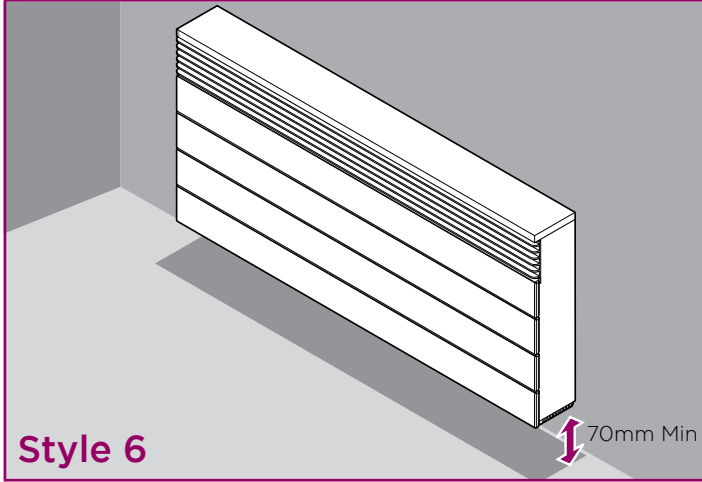
Style 4



*Note: 'X' Value is recommended to be 150mm. However, this will vary depending on the Valve option selected

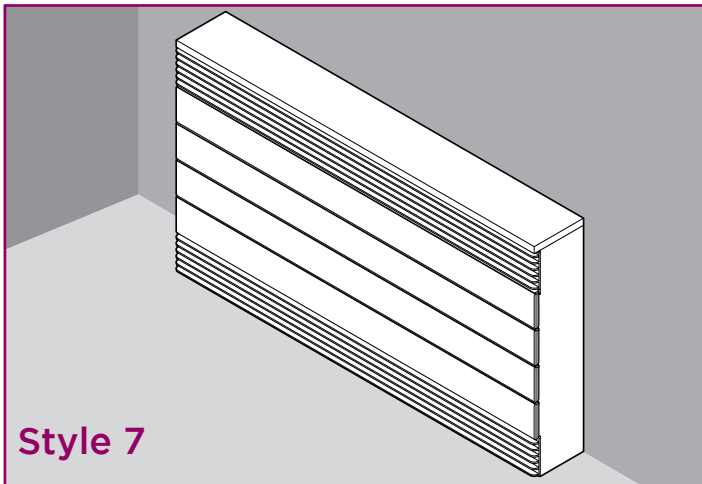
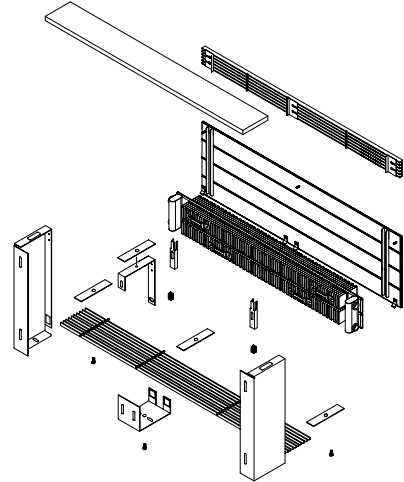
Low Surface Temperature System Overview

LST Case styles



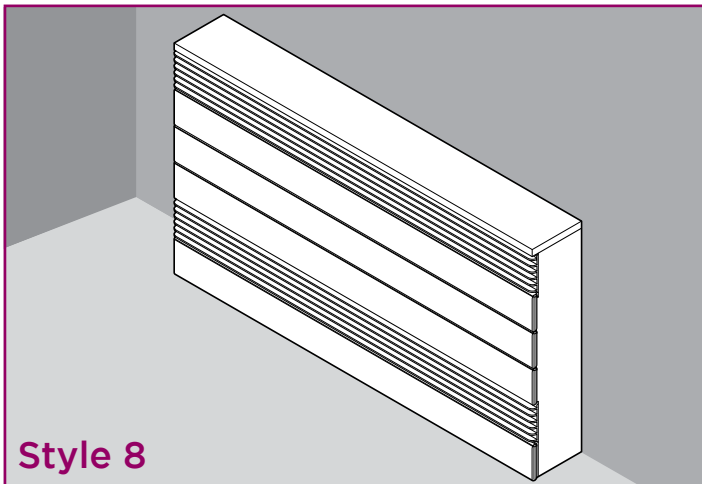
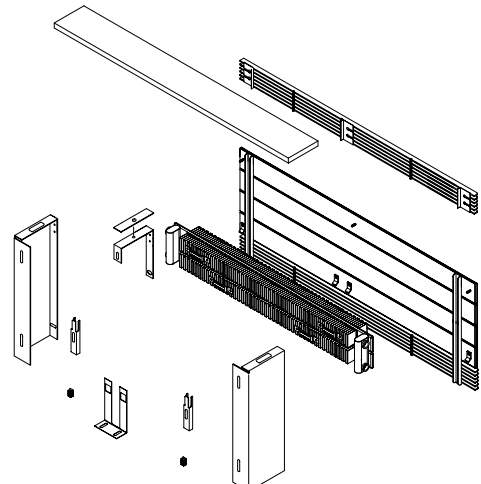
- Forward-facing top grille with solid top • Bottom grille

Suitable for wall-mounted applications above skirting. eg. Wet floor areas, WC, etc. with pipes fed from rear or side.



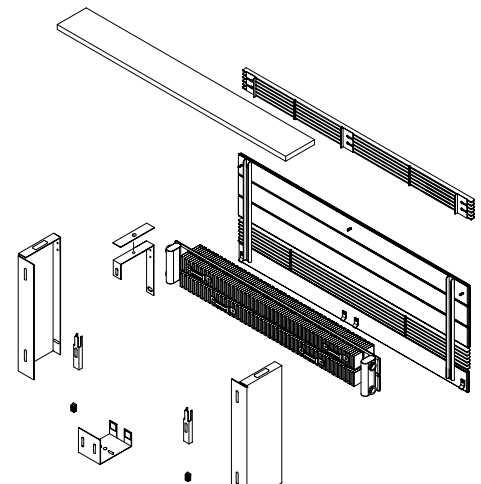
- Forward-facing bottom grille • Forward-facing top grille with solid top

Wall-mounted. Suitable for sitting on pipe boxing only with pipes fed up from below.



- Forward-facing bottom grille • Forward-facing top grille with solid top

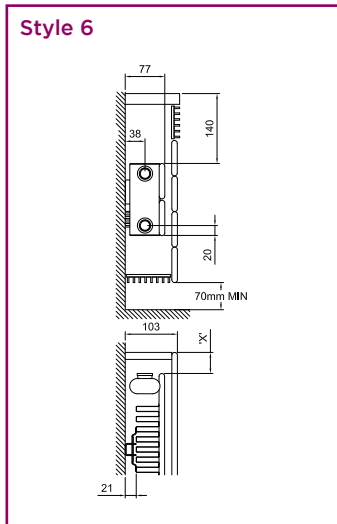
Wall-mounted to/at floor level. Suitable for sitting on floor or pipe boxing with pipes fed from side, rear or below.



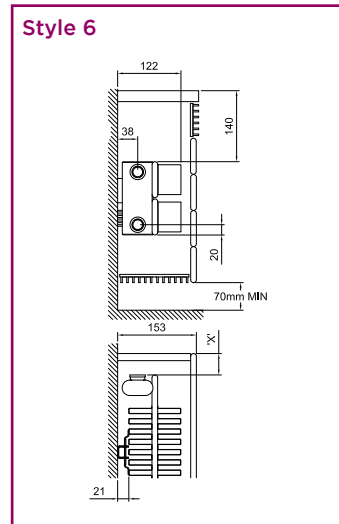
Low Surface Temperature System Overview

Styles: LC6 - LC8 with 'E' Series Emitters

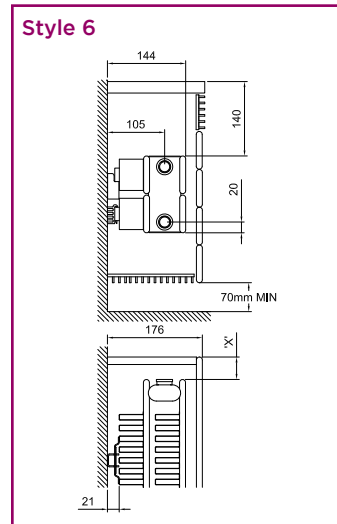
E11 Emitter



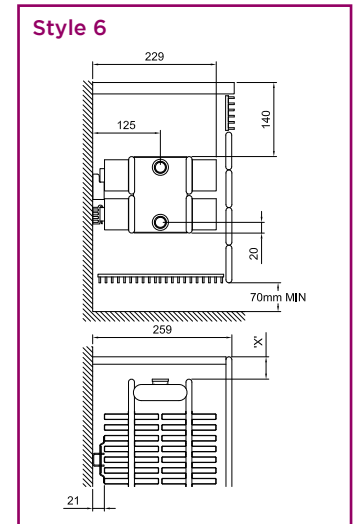
E12 Emitter



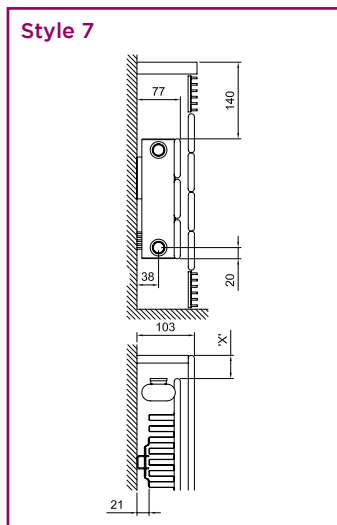
E22 Emitter



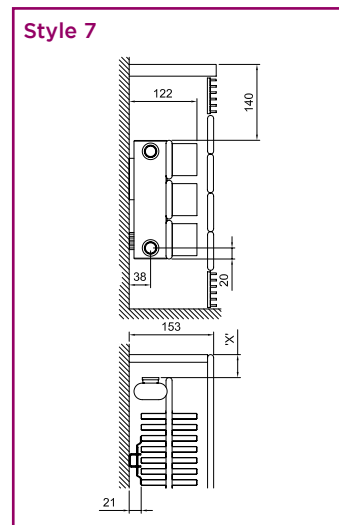
E24 Emitter



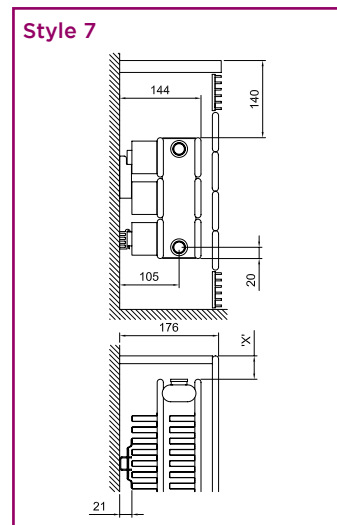
Style 7



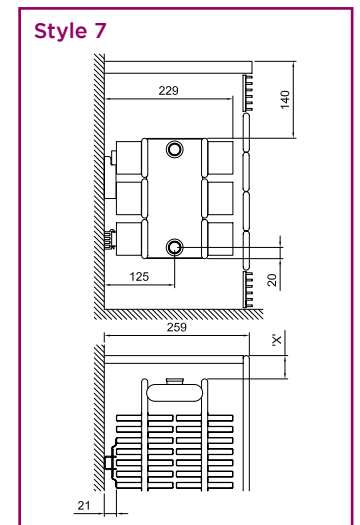
Style 7



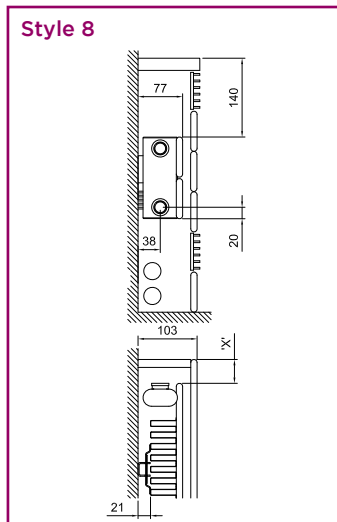
Style 7



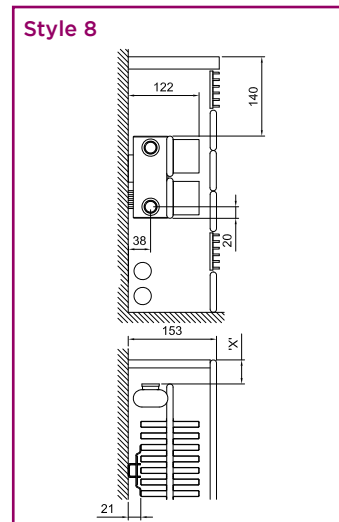
Style 7



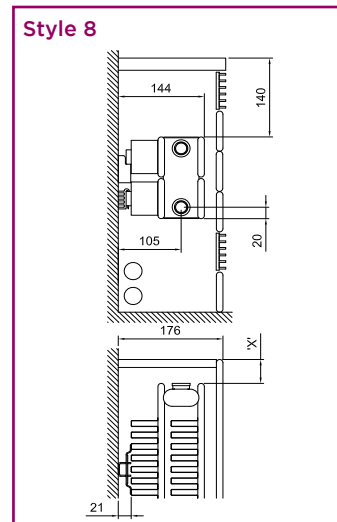
Style 8



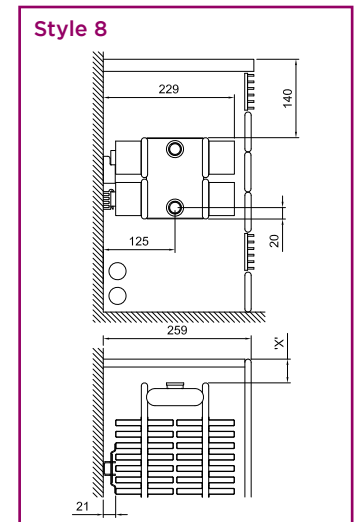
Style 8



Style 8



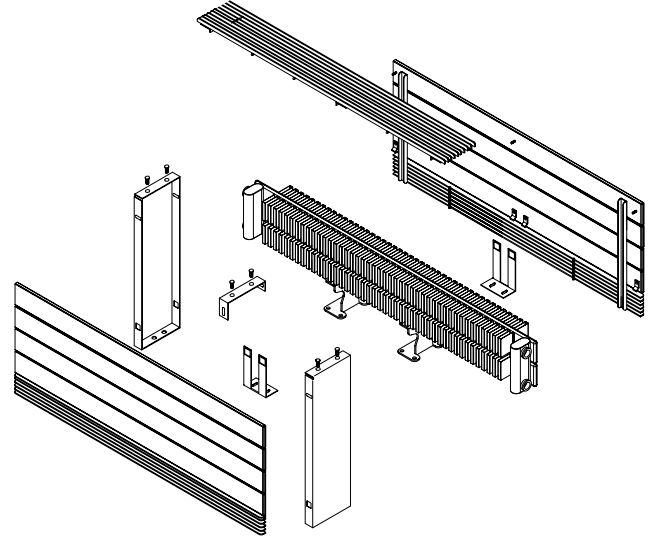
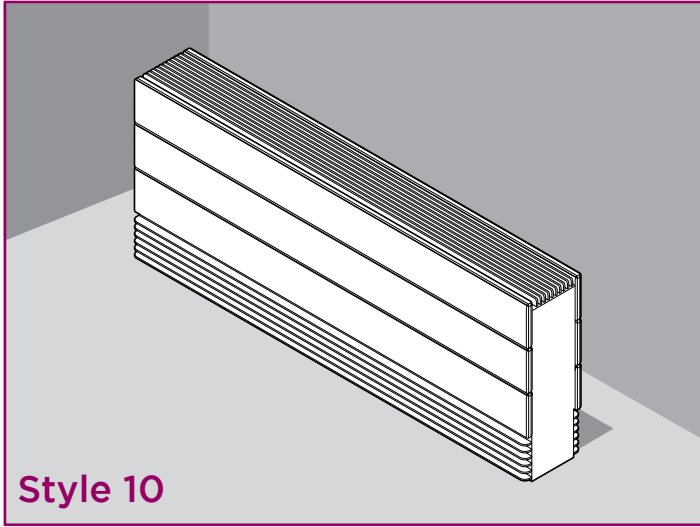
Style 8



*Note: 'X' Value is recommended to be 150mm. However, this will vary depending on the Valve option selected

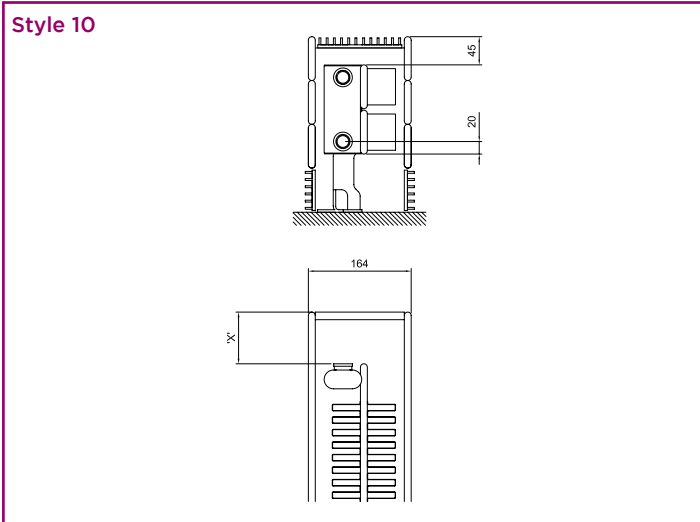
Low Surface Temperature System Overview

Style: LC10 with 'E' Series Emitters

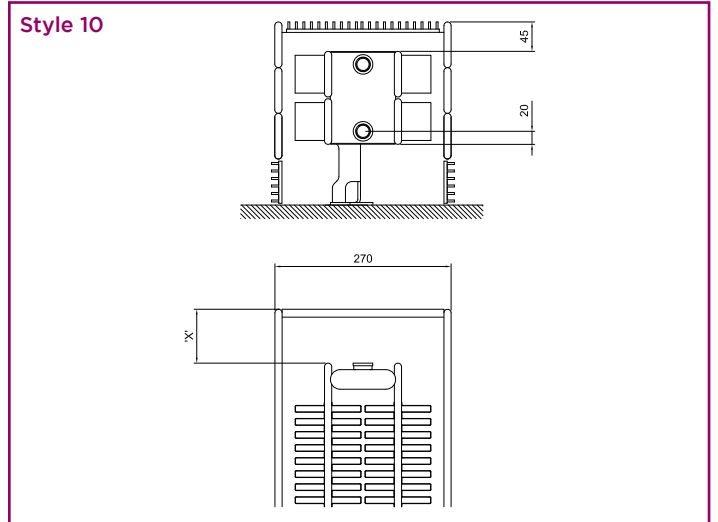


- Double-sided (free standing) • Bottom front & back grilles • Top grille
- Suitable for floor-mounted applications with pipes fed from below.

E12 Emitter



E24 Emitter



*Note: 'X' Value is recommended to be 150mm. However, this will vary depending on the Valve option selected

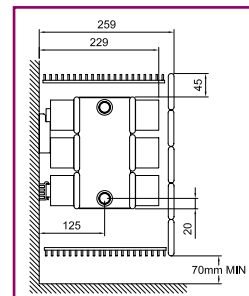
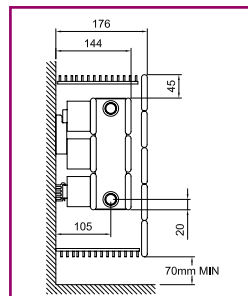
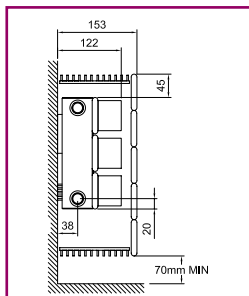
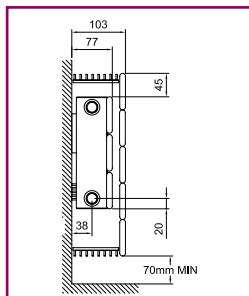
Horizontal Emitter Outputs 'E' Series

Please Note: Emitter heights in the following output tables are the maxima for the given casing heights. However, lower emitters may be selected in order to increase space available within the casing for pipework. It may also be desirable to keep case heights at a constant for aesthetic reasons. For example the style 2 case heights of 560mm shown on page 13 may be fitted around the 215mm high emitters, outputs listed on page 11.

Style 2 - Case Height: 350mm

Detailed Data

Emitter Height: 143mm
Fin Height: 143mm



Emitter Type: Case Depth:	
Case Length (mm)	Emitter Length (mm)
700	400
800	500
900	600
1000	700
1100	800
1200	900
1300	1000
1400	1100
1500	1200
1600	1300
1700	1400
1800	1500
1900	1600
2000	1700
2100	1800
2200	1900
2300	2000
2400	2100
2500	2200
2600	2300
2700	2400
2800	2500
2900	2600
3000	2700

E11 103mm	
ΔT50	ΔT56
99	115
124	144
149	172
174	201
198	230
223	258
248	287
273	316
298	344
322	373
347	402
372	431
397	459
422	488
446	517
471	545
496	574
521	603
546	631
570	660
595	689
620	718
645	746
670	775

E12 153mm	
ΔT50	ΔT56
144	166
180	208
215	250
251	291
287	333
323	374
359	416
395	458
431	499
467	541
503	582
539	624
574	666
610	707
646	749
682	790
718	832
754	874
790	915
826	957
862	998
898	1040
933	1082
969	1123

E22 176mm	
ΔT50	ΔT56
244	282
305	353
366	424
427	494
488	565
549	635
610	706
671	777
732	847
793	918
854	988
915	1059
976	1130
1037	1200
1098	1271
1159	1341
1220	1412
1281	1483
1342	1553
1403	1624
1464	1694
1525	1765
1586	1836
1647	1906

E24 259mm	
ΔT50	ΔT56
320	370
400	463
479	556
559	648
639	741
719	833
799	926
879	1019
959	1111
1039	1204
1119	1296
1199	1389
1278	1482
1358	1574
1438	1667
1518	1759
1598	1852
1678	1945
1758	2037
1838	2130
1918	2222
1998	2315
2077	2408
2157	2500

*Note: It is recommended that the case length is 300mm longer than emitter length. However, this will vary depending on the valve option selected. For LST over 3000mm long a joiner bracket is required - for further information please contact Merriott Radiators.

Per Metre
Emitter Height (mm)
143
215
288
360
433
505
578
650
723
795
868

E11		
Surface Area (m ²)	Water Content (l)	Dry Weight (kg)
1.39	1.05	6.75
2.09	1.81	10.10
2.78	2.58	13.50
3.47	3.20	17.20
4.17	4.01	20.65
4.87	4.80	24.05
5.56	5.43	27.50
6.26	6.10	30.90
6.95	6.84	34.15
7.65	7.56	37.35
7.82	8.30	40.60

E12		
Surface Area (m ²)	Water Content (l)	Dry Weight (kg)
2.43	1.05	9.25
3.65	1.81	13.94
4.87	2.58	18.71
6.08	3.20	24.10
7.30	4.01	28.51
8.52	4.80	32.85
9.74	5.43	37.26
10.95	6.10	41.60
12.17	6.84	46.02
13.39	7.56	50.38
13.56	8.30	54.80

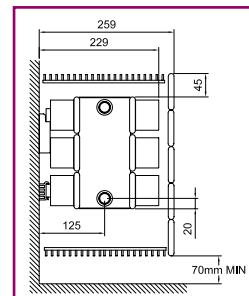
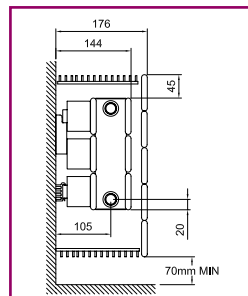
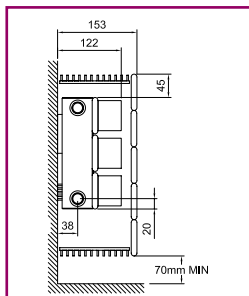
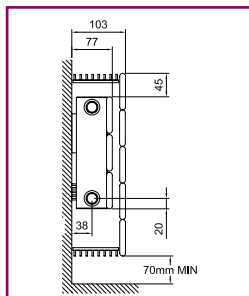
E22		
Surface Area (m ²)	Water Content (l)	Dry Weight (kg)
2.74	2.50	13.67
4.11	3.40	18.22
5.48	4.30	22.84
6.85	5.20	27.40
8.21	7.31	35.81
9.58	8.50	44.10
10.95	10.16	50.51
12.32	11.80	60.80
13.69	13.21	67.56
15.06	14.59	74.24
16.43	16.00	81.00

E24		
Surface Area (m ²)	Water Content (l)	Dry Weight (kg)
4.83	2.50	18.67
7.24	3.40	25.90
9.65	4.30	33.26
12.06	5.20	41.20
14.48	7.31	51.53
16.89	8.50	61.70
19.30	10.16	70.03
21.72	11.80	82.20
24.13	13.21	91.30
26.54	14.59	100.30
27.91	16.00	109.40

Style 2 - Case Height: 420mm

Detailed Data

Emitter Height: 215mm
Fin Height: 215mm



Emitter Type: Case Depth:	
Case Length (mm)	Emitter Length (mm)
700	400
800	500
900	600
1000	700
1100	800
1200	900
1300	1000
1400	1100
1500	1200
1600	1300
1700	1400
1800	1500
1900	1600
2000	1700
2100	1800
2200	1900
2300	2000
2400	2100
2500	2200
2600	2300
2700	2400
2800	2500
2900	2600
3000	2700

E11 103mm	
ΔT50	ΔT56
145	168
182	210
218	252
254	294
290	336
327	378
363	420
399	462
436	504
472	546
508	588
545	630
581	672
617	714
653	756
690	798
726	840
762	882
799	924
835	966
871	1008
908	1050
944	1092
980	1134

E12 153mm	
ΔT50	ΔT56
204	237
256	296
307	355
358	414
409	474
460	533
511	592
562	651
613	710
664	770
715	829
767	888
818	947
869	1006
920	1066
971	1125
1022	1184
1073	1243
1124	1302
1175	1362
1226	1421
1278	1480
1329	1539
1380	1598

E22 176mm	
ΔT50	ΔT56
335	388
419	486
503	583
587	680
670	777
754	874
838	971
922	1068
1006	1165
1089	1262
1173	1359
1257	1457
1341	1554
1425	1651
1508	1748
1592	1845
1676	1942
1760	2039
1844	2136
1927	2233
2011	2330
2095	2428
2179	2525
2263	2622

E24 259mm	
ΔT50	ΔT56
439	508
549	636
658	763
768	890
878	1017
987	1144
1097	1271
1207	1398
1316	1525
1426	1652
1536	1779
1646	1907
1755	2034
1865	2161
1975	2288
2084	2415
2194	2542
2304	2669
2413	2796
2523	2923
2633	3050
2743	3178
2852	3305
2962	3432

*Note: It is recommended that the case length is 300mm longer than emitter length. However, this will vary depending on the valve option selected. For LST over 3000mm long a joiner bracket is required - for further information please contact Merriott Radiators.

Per Metre
Emitter Height (mm)
143
215
288
360
433
505
578
650
723
795
868

E11		
Surface Area (m ²)	Water Content (l)	Dry Weight (kg)
1.39	1.05	6.75
2.09	1.81	10.10
2.78	2.58	13.50
3.47	3.20	17.20
4.17	4.01	20.65
4.87	4.80	24.05
5.56	5.43	27.50
6.26	6.10	30.90
6.95	6.84	34.15
7.65	7.56	37.35
7.82	8.30	40.60

E12		
Surface Area (m ²)	Water Content (l)	Dry Weight (kg)
2.43	1.05	9.25
3.65	1.81	13.94
4.87	2.58	18.71
6.08	3.20	24.10
7.30	4.01	28.51
8.52	4.80	32.85
9.74	5.43	37.26
10.95	6.10	41.60
12.17	6.84	46.02
13.39	7.56	50.38
13.56	8.30	54.80

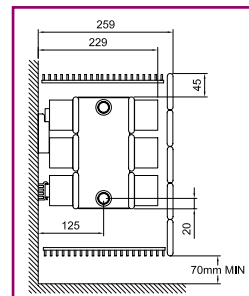
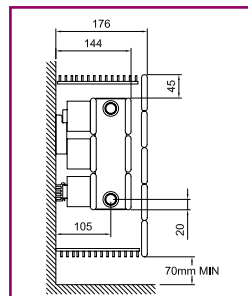
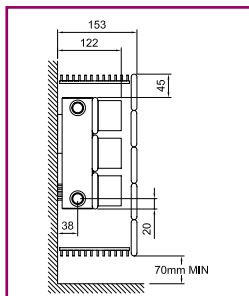
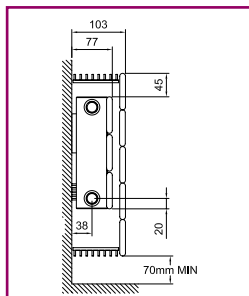
E22		
Surface Area (m ²)	Water Content (l)	Dry Weight (kg)
2.74	2.50	13.67
4.11	3.40	18.22
5.48	4.30	22.84
6.85	5.20	27.40
8.21	7.31	35.81
9.58	8.50	44.10
10.95	10.16	50.51
12.32	11.80	60.80
13.69	13.21	67.56
15.06	14.59	74.24
16.43	16.00	81.00

E24		
Surface Area (m ²)	Water Content (l)	Dry Weight (kg)
4.83	2.50	18.67
7.24	3.40	25.90
9.65	4.30	33.26
12.06	5.20	41.20
14.48	7.31	51.53
16.89	8.50	61.70
19.30	10.16	70.03
21.72	11.80	82.20
24.13	13.21	91.30
26.54	14.59	100.30
27.91	16.00	109.40

Style 2 - Case Height: 490mm

Detailed Data

Emitter Height: 288mm
 Fin Height: 288mm



Emitter Type: Case Depth:	
Case Length (mm)	Emitter Length (mm)
700	400
800	500
900	600
1000	700
1100	800
1200	900
1300	1000
1400	1100
1500	1200
1600	1300
1700	1400
1800	1500
1900	1600
2000	1700
2100	1800
2200	1900
2300	2000
2400	2100
2500	2200
2600	2300
2700	2400
2800	2500
2900	2600
3000	2700

E11 103mm	
ΔT50	ΔT56
192	222
240	278
287	333
335	389
383	444
431	500
479	555
527	611
575	666
623	722
671	777
719	833
766	888
814	944
862	999
910	1055
958	1110
1006	1166
1054	1221
1102	1277
1150	1332
1198	1388
1245	1443
1293	1499

E12 153mm	
ΔT50	ΔT56
264	306
330	383
396	459
462	536
528	612
594	689
660	765
726	842
792	918
858	995
924	1071
990	1148
1056	1224
1122	1301
1188	1377
1254	1454
1320	1530
1386	1607
1452	1683
1518	1760
1584	1836
1650	1913
1716	1989
1782	2066

E22 176mm	
ΔT50	ΔT56
420	487
526	609
631	731
736	853
841	974
946	1096
1051	1218
1156	1340
1261	1462
1366	1583
1471	1705
1577	1827
1682	1949
1787	2071
1892	2192
1997	2314
2102	2436
2207	2558
2312	2680
2417	2801
2522	2923
2628	3045
2733	3167
2838	3289

E24 259mm	
ΔT50	ΔT56
550	638
688	797
825	956
963	1116
1100	1275
1238	1435
1375	1594
1513	1753
1650	1913
1788	2072
1925	2232
2063	2391
2200	2550
2338	2710
2475	2869
2613	3029
2750	3188
2888	3347
3025	3507
3163	3666
3300	3826
3438	3985
3575	4144
3713	4304

*Note: It is recommended that the case length is 300mm longer than emitter length. However, this will vary depending on the valve option selected. For LST over 3000mm long a joiner bracket is required - for further information please contact Merriott Radiators.

Per Metre
Emitter Height (mm)
143
215
288
360
433
505
578
650
723
795
868

E11		
Surface Area (m ²)	Water Content (l)	Dry Weight (kg)
1.39	1.05	6.75
2.09	1.81	10.10
2.78	2.58	13.50
3.47	3.20	17.20
4.17	4.01	20.65
4.87	4.80	24.05
5.56	5.43	27.50
6.26	6.10	30.90
6.95	6.84	34.15
7.65	7.56	37.35
7.82	8.30	40.60

E12		
Surface Area (m ²)	Water Content (l)	Dry Weight (kg)
2.43	1.05	9.25
3.65	1.81	13.94
4.87	2.58	18.71
6.08	3.20	24.10
7.30	4.01	28.51
8.52	4.80	32.85
9.74	5.43	37.26
10.95	6.10	41.60
12.17	6.84	46.02
13.39	7.56	50.38
13.56	8.30	54.80

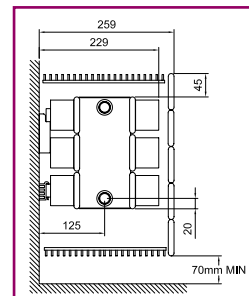
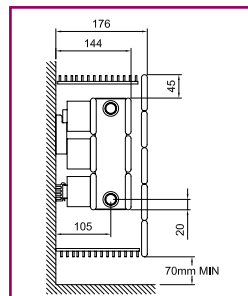
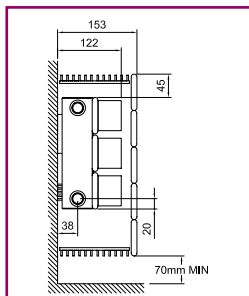
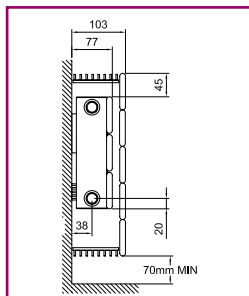
E22		
Surface Area (m ²)	Water Content (l)	Dry Weight (kg)
2.74	2.50	13.67
4.11	3.40	18.22
5.48	4.30	22.84
6.85	5.20	27.40
8.21	7.31	35.81
9.58	8.50	44.10
10.95	10.16	50.51
12.32	11.80	60.80
13.69	13.21	67.56
15.06	14.59	74.24
16.43	16.00	81.00

E24		
Surface Area (m ²)	Water Content (l)	Dry Weight (kg)
4.83	2.50	18.67
7.24	3.40	25.90
9.65	4.30	33.26
12.06	5.20	41.20
14.48	7.31	51.53
16.89	8.50	61.70
19.30	10.16	70.03
21.72	11.80	82.20
24.13	13.21	91.30
26.54	14.59	100.30
27.91	16.00	109.40

Style 2 - Case Height: 560mm

Detailed Data

Emitter Height: 360mm
 Fin Height: 360mm



Emitter Type: Case Depth:	
Case Length (mm)	Emitter Length (mm)
700	400
800	500
900	600
1000	700
1100	800
1200	900
1300	1000
1400	1100
1500	1200
1600	1300
1700	1400
1800	1500
1900	1600
2000	1700
2100	1800
2200	1900
2300	2000
2400	2100
2500	2200
2600	2300
2700	2400
2800	2500
2900	2600
3000	2700

E11 103mm	
ΔT50	ΔT56
252	292
315	365
378	438
441	511
504	584
567	657
630	730
693	803
756	876
819	949
882	1022
945	1095
1008	1168
1071	1241
1134	1314
1197	1387
1260	1460
1323	1533
1386	1606
1449	1679
1512	1752
1575	1825
1638	1898
1701	1971

E12 153mm	
ΔT50	ΔT56
332	385
416	481
499	577
582	673
665	770
748	866
831	962
914	1058
997	1154
1080	1251
1163	1347
1247	1443
1330	1539
1413	1635
1496	1732
1579	1828
1662	1924
1745	2020
1828	2116
1911	2213
1994	2309
2078	2405
2161	2501
2244	2597

E22 176mm	
ΔT50	ΔT56
499	578
624	723
749	868
874	1012
998	1157
1123	1301
1248	1446
1373	1591
1498	1735
1622	1880
1747	2024
1872	2169
1997	2314
2122	2458
2246	2603
2371	2747
2496	2892
2621	3037
2746	3181
2870	3326
2995	3470
3120	3615
3245	3760
3370	3904

E24 259mm	
ΔT50	ΔT56
664	770
831	963
997	1155
1163	1348
1329	1540
1495	1733
1661	1925
1827	2118
1993	2310
2159	2503
2325	2695
2492	2888
2658	3080
2824	3273
2990	3465
3156	3658
3322	3850
3488	4043
3654	4235
3820	4428
3986	4620
4153	4813
4319	5005
4485	5198

*Note: It is recommended that the case length is 300mm longer than emitter length. However, this will vary depending on the valve option selected. For LST over 3000mm long a joiner bracket is required - for further information please contact Merriott Radiators.

Per Metre
Emitter Height (mm)
143
215
288
360
433
505
578
650
723
795
868

E11		
Surface Area (m ²)	Water Content (l)	Dry Weight (kg)
1.39	1.05	6.75
2.09	1.81	10.10
2.78	2.58	13.50
3.47	3.20	17.20
4.17	4.01	20.65
4.87	4.80	24.05
5.56	5.43	27.50
6.26	6.10	30.90
6.95	6.84	34.15
7.65	7.56	37.35
7.82	8.30	40.60

E12		
Surface Area (m ²)	Water Content (l)	Dry Weight (kg)
2.43	1.05	9.25
3.65	1.81	13.94
4.87	2.58	18.71
6.08	3.20	24.10
7.30	4.01	28.51
8.52	4.80	32.85
9.74	5.43	37.26
10.95	6.10	41.60
12.17	6.84	46.02
13.39	7.56	50.38
13.56	8.30	54.80

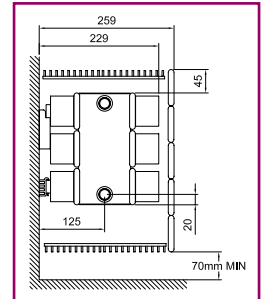
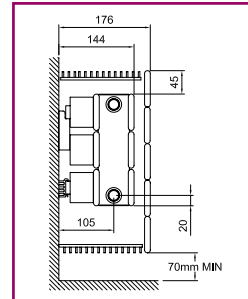
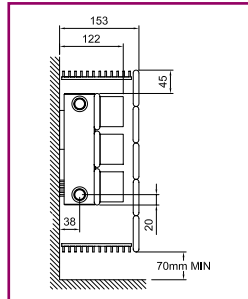
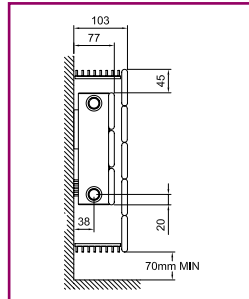
E22		
Surface Area (m ²)	Water Content (l)	Dry Weight (kg)
2.74	2.50	13.67
4.11	3.40	18.22
5.48	4.30	22.84
6.85	5.20	27.40
8.21	7.31	35.81
9.58	8.50	44.10
10.95	10.16	50.51
12.32	11.80	60.80
13.69	13.21	67.56
15.06	14.59	74.24
16.43	16.00	81.00

E24		
Surface Area (m ²)	Water Content (l)	Dry Weight (kg)
4.83	2.50	18.67
7.24	3.40	25.90
9.65	4.30	33.26
12.06	5.20	41.20
14.48	7.31	51.53
16.89	8.50	61.70
19.30	10.16	70.03
21.72	11.80	82.20
24.13	13.21	91.30
26.54	14.59	100.30
27.91	16.00	109.40

Style 2 - Case Height: 630mm

Detailed Data

Emitter Height: 433mm
 Fin Height: 433mm



Emitter Type: Case Depth:	
Case Length (mm)	Emitter Length (mm)
700	400
800	500
900	600
1000	700
1100	800
1200	900
1300	1000
1400	1100
1500	1200
1600	1300
1700	1400
1800	1500
1900	1600
2000	1700
2100	1800
2200	1900
2300	2000
2400	2100
2500	2200
2600	2300
2700	2400
2800	2500
2900	2600
3000	2700

E11 103mm	
ΔT50	ΔT56
294	340
367	426
440	511
514	596
587	681
661	766
734	851
807	936
881	1021
954	1106
1028	1191
1101	1277
1174	1362
1248	1447
1321	1532
1395	1617
1468	1702
1541	1787
1615	1872
1688	1957
1762	2042
1835	2128
1908	2213
1982	2298

E12 153mm	
ΔT50	ΔT56
378	437
472	547
566	656
661	765
755	874
850	984
944	1093
1038	1202
1133	1312
1227	1421
1322	1530
1416	1640
1510	1749
1605	1858
1699	1967
1794	2077
1888	2186
1982	2295
2077	2405
2171	2514
2266	2623
2360	2733
2454	2842
2549	2951

E22 176mm	
ΔT50	ΔT56
575	667
719	834
863	1000
1007	1167
1150	1334
1294	1500
1438	1667
1582	1834
1726	2000
1869	2167
2013	2334
2157	2501
2301	2667
2445	2834
2588	3001
2732	3167
2876	3334
3020	3501
3164	3667
3307	3834
3451	4001
3595	4168
3739	4334
3883	4501

E24 259mm	
ΔT50	ΔT56
758	878
948	1098
1137	1318
1327	1537
1516	1757
1706	1976
1895	2196
2085	2416
2274	2635
2464	2855
2653	3074
2843	3294
3032	3514
3222	3733
3411	3953
3601	4172
3790	4392
3980	4612
4169	4831
4359	5051
4548	5270
4738	5490
4927	5710
5117	5929

*Note: It is recommended that the case length is 300mm longer than emitter length. However, this will vary depending on the valve option selected. For LST over 3000mm long a joiner bracket is required - for further information please contact Merriott Radiators.

Per Metre
Emitter Height (mm)
143
215
288
360
433
505
578
650
723
795
868

E11		
Surface Area (m ²)	Water Content (l)	Dry Weight (kg)
1.39	1.05	6.75
2.09	1.81	10.10
2.78	2.58	13.50
3.47	3.20	17.20
4.17	4.01	20.65
4.87	4.80	24.05
5.56	5.43	27.50
6.26	6.10	30.90
6.95	6.84	34.15
7.65	7.56	37.35
7.82	8.30	40.60

E12		
Surface Area (m ²)	Water Content (l)	Dry Weight (kg)
2.43	1.05	9.25
3.65	1.81	13.94
4.87	2.58	18.71
6.08	3.20	24.10
7.30	4.01	28.51
8.52	4.80	32.85
9.74	5.43	37.26
10.95	6.10	41.60
12.17	6.84	46.02
13.39	7.56	50.38
13.56	8.30	54.80

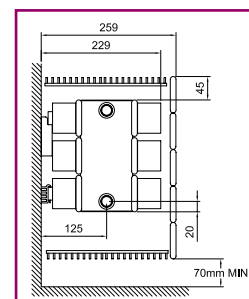
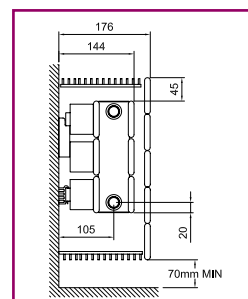
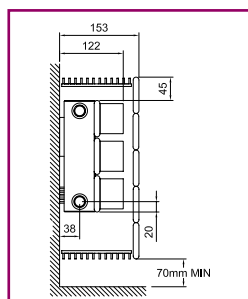
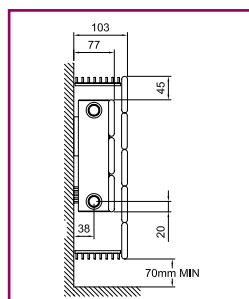
E22		
Surface Area (m ²)	Water Content (l)	Dry Weight (kg)
2.74	2.50	13.67
4.11	3.40	18.22
5.48	4.30	22.84
6.85	5.20	27.40
8.21	7.31	35.81
9.58	8.50	44.10
10.95	10.16	50.51
12.32	11.80	60.80
13.69	13.21	67.56
15.06	14.59	74.24
16.43	16.00	81.00

E24		
Surface Area (m ²)	Water Content (l)	Dry Weight (kg)
4.83	2.50	18.67
7.24	3.40	25.90
9.65	4.30	33.26
12.06	5.20	41.20
14.48	7.31	51.53
16.89	8.50	61.70
19.30	10.16	70.03
21.72	11.80	82.20
24.13	13.21	91.30
26.54	14.59	100.30
27.91	16.00	109.40

Style 2 - Case Height: 700mm

Detailed Data

Emitter Height: 505mm
 Fin Height: 505mm



Emitter Type: Case Depth:	
Case Length (mm)	Emitter Length (mm)
700	400
800	500
900	600
1000	700
1100	800
1200	900
1300	1000
1400	1100
1500	1200
1600	1300
1700	1400
1800	1500
1900	1600
2000	1700
2100	1800
2200	1900
2300	2000
2400	2100
2500	2200
2600	2300
2700	2400
2800	2500
2900	2600
3000	2700

E11 103mm	
ΔT50	ΔT56
333	386
417	483
500	580
583	676
666	773
750	869
833	966
916	1063
1000	1159
1083	1256
1166	1352
1250	1449
1333	1546
1416	1642
1499	1739
1583	1835
1666	1932
1749	2029
1833	2125
1916	2222
1999	2318
2083	2415
2166	2512
2249	2608

E12 153mm	
ΔT50	ΔT56
422	489
528	611
633	733
739	855
844	978
950	1100
1055	1222
1161	1344
1266	1466
1372	1589
1477	1711
1583	1833
1688	1955
1794	2077
1899	2200
2005	2322
2110	2444
2216	2566
2321	2688
2427	2811
2532	2933
2638	3055
2743	3177
2849	3299

E22 176mm	
ΔT50	ΔT56
647	750
809	938
971	1125
1133	1313
1294	1500
1456	1688
1618	1875
1780	2063
1942	2250
2103	2438
2265	2625
2427	2813
2589	3000
2751	3188
2912	3375
3074	3563
3236	3750
3398	3938
3560	4125
3721	4313
3883	4500
4045	4688
4207	4875
4369	5063

E24 259mm	
ΔT50	ΔT56
844	978
1055	1222
1265	1466
1476	1711
1687	1955
1898	2200
2109	2444
2320	2688
2531	2933
2742	3177
2953	3422
3164	3666
3374	3910
3585	4155
3796	4399
4007	4644
4218	4888
4429	5132
4640	5377
4851	5621
5062	5866
5273	6110
5483	6354
5694	6599

*Note: It is recommended that the case length is 300mm longer than emitter length. However, this will vary depending on the valve option selected. For LST over 3000mm long a joiner bracket is required - for further information please contact Merriott Radiators.

Per Metre
Emitter Height (mm)
143
215
288
360
433
505
578
650
723
795
868

E11		
Surface Area (m ²)	Water Content (l)	Dry Weight (kg)
1.39	1.05	6.75
2.09	1.81	10.10
2.78	2.58	13.50
3.47	3.20	17.20
4.17	4.01	20.65
4.87	4.80	24.05
5.56	5.43	27.50
6.26	6.10	30.90
6.95	6.84	34.15
7.65	7.56	37.35
7.82	8.30	40.60

E12		
Surface Area (m ²)	Water Content (l)	Dry Weight (kg)
2.43	1.05	9.25
3.65	1.81	13.94
4.87	2.58	18.71
6.08	3.20	24.10
7.30	4.01	28.51
8.52	4.80	32.85
9.74	5.43	37.26
10.95	6.10	41.60
12.17	6.84	46.02
13.39	7.56	50.38
13.56	8.30	54.80

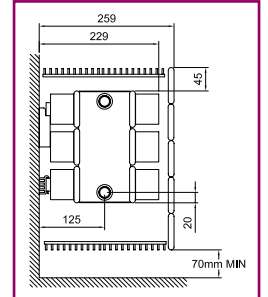
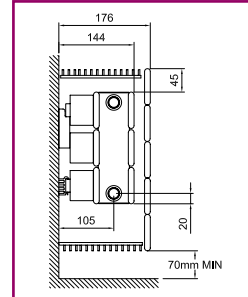
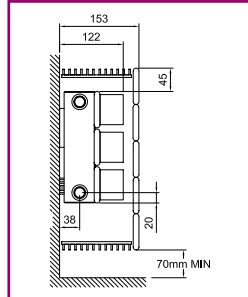
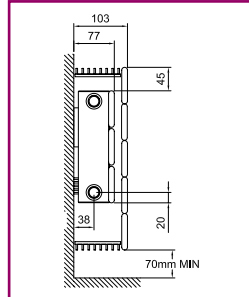
E22		
Surface Area (m ²)	Water Content (l)	Dry Weight (kg)
2.74	2.50	13.67
4.11	3.40	18.22
5.48	4.30	22.84
6.85	5.20	27.40
8.21	7.31	35.81
9.58	8.50	44.10
10.95	10.16	50.51
12.32	11.80	60.80
13.69	13.21	67.56
15.06	14.59	74.24
16.43	16.00	81.00

E24		
Surface Area (m ²)	Water Content (l)	Dry Weight (kg)
4.83	2.50	18.67
7.24	3.40	25.90
9.65	4.30	33.26
12.06	5.20	41.20
14.48	7.31	51.53
16.89	8.50	61.70
19.30	10.16	70.03
21.72	11.80	82.20
24.13	13.21	91.30
26.54	14.59	100.30
27.91	16.00	109.40

Style 2 - Case Height: 770mm

Detailed Data

Emitter Height: 578mm
Fin Height: 578mm



Emitter Type: Case Depth:	
Case Length (mm)	Emitter Length (mm)
700	400
800	500
900	600
1000	700
1100	800
1200	900
1300	1000
1400	1100
1500	1200
1600	1300
1700	1400
1800	1500
1900	1600
2000	1700
2100	1800
2200	1900
2300	2000
2400	2100
2500	2200
2600	2300
2700	2400
2800	2500
2900	2600
3000	2700

E11 103mm	
ΔT50	ΔT56
372	431
466	539
559	647
652	755
745	862
838	970
931	1078
1024	1186
1117	1294
1210	1401
1303	1509
1397	1617
1490	1725
1583	1833
1676	1940
1769	2048
1862	2156
1955	2264
2048	2372
2141	2479
2234	2587
2328	2695
2421	2803
2514	2911

E12 153mm	
ΔT50	ΔT56
468	542
585	678
702	814
819	949
936	1085
1053	1220
1170	1356
1287	1492
1404	1627
1521	1763
1638	1898
1755	2034
1872	2170
1989	2305
2106	2441
2223	2576
2340	2712
2457	2848
2574	2983
2691	3119
2808	3254
2925	3390
3042	3526
3159	3661

E22 176mm	
ΔT50	ΔT56
717	831
897	1039
1076	1246
1255	1454
1434	1662
1614	1869
1793	2077
1972	2285
2152	2492
2331	2700
2510	2908
2690	3116
2869	3323
3048	3531
3227	3739
3407	3946
3586	4154
3765	4362
3945	4569
4124	4777
4303	4985
4483	5193
4662	5400
4841	5608

E24 259mm	
ΔT50	ΔT56
925	1072
1157	1341
1388	1609
1619	1877
1850	2145
2082	2413
2313	2681
2544	2949
2776	3217
3007	3485
3238	3753
3470	4022
3701	4290
3932	4558
4163	4826
4395	5094
4626	5362
4857	5630
5089	5898
5320	6166
5551	6434
5783	6703
6014	6971
6245	7239

*Note: It is recommended that the case length is 300mm longer than emitter length. However, this will vary depending on the valve option selected. For LST over 3000mm long a joiner bracket is required - for further information please contact Merriott Radiators.

Per Metre
Emitter Height (mm)
143
215
288
360
433
505
578
650
723
795
868

E11		
Surface Area (m ²)	Water Content (l)	Dry Weight (kg)
1.39	1.05	6.75
2.09	1.81	10.10
2.78	2.58	13.50
3.47	3.20	17.20
4.17	4.01	20.65
4.87	4.80	24.05
5.56	5.43	27.50
6.26	6.10	30.90
6.95	6.84	34.15
7.65	7.56	37.35
7.82	8.30	40.60

E12		
Surface Area (m ²)	Water Content (l)	Dry Weight (kg)
2.43	1.05	9.25
3.65	1.81	13.94
4.87	2.58	18.71
6.08	3.20	24.10
7.30	4.01	28.51
8.52	4.80	32.85
9.74	5.43	37.26
10.95	6.10	41.60
12.17	6.84	46.02
13.39	7.56	50.38
13.56	8.30	54.80

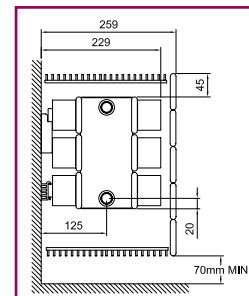
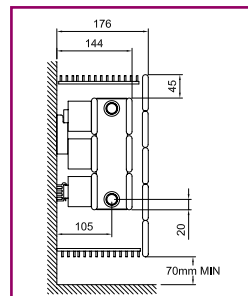
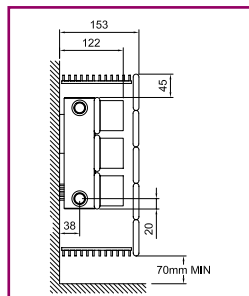
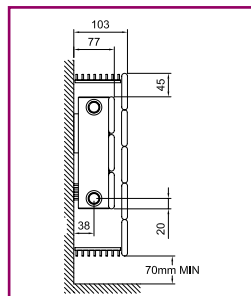
E22		
Surface Area (m ²)	Water Content (l)	Dry Weight (kg)
2.74	2.50	13.67
4.11	3.40	18.22
5.48	4.30	22.84
6.85	5.20	27.40
8.21	7.31	35.81
9.58	8.50	44.10
10.95	10.16	50.51
12.32	11.80	60.80
13.69	13.21	67.56
15.06	14.59	74.24
16.43	16.00	81.00

E24		
Surface Area (m ²)	Water Content (l)	Dry Weight (kg)
4.83	2.50	18.67
7.24	3.40	25.90
9.65	4.30	33.26
12.06	5.20	41.20
14.48	7.31	51.53
16.89	8.50	61.70
19.30	10.16	70.03
21.72	11.80	82.20
24.13	13.21	91.30
26.54	14.59	100.30
27.91	16.00	109.40

Style 2 - Case Height: 840mm

Detailed Data

Emitter Height: 650mm
 Fin Height: 650mm



Emitter Type: Case Depth:	
Case Length (mm)	Emitter Length (mm)
700	400
800	500
900	600
1000	700
1100	800
1200	900
1300	1000
1400	1100
1500	1200
1600	1300
1700	1400
1800	1500
1900	1600
2000	1700
2100	1800
2200	1900
2300	2000
2400	2100
2500	2200
2600	2300
2700	2400
2800	2500
2900	2600
3000	2700

E11 103mm	
ΔT50	ΔT56
410	474
512	593
614	712
717	830
819	949
922	1067
1024	1186
1126	1305
1229	1423
1331	1542
1434	1660
1536	1779
1638	1898
1741	2016
1843	2135
1946	2253
2048	2372
2150	2491
2253	2609
2355	2728
2458	2846
2560	2965
2662	3084
2765	3202

E12 153mm	
ΔT50	ΔT56
514	596
643	745
772	894
900	1043
1029	1192
1157	1341
1286	1490
1415	1639
1543	1788
1672	1937
1800	2086
1929	2235
2058	2384
2186	2533
2315	2682
2443	2831
2572	2980
2701	3129
2829	3278
2958	3427
3086	3576
3215	3725
3344	3874
3472	4023

E22 176mm	
ΔT50	ΔT56
784	908
980	1136
1176	1363
1372	1590
1568	1817
1764	2044
1960	2271
2156	2498
2352	2725
2548	2952
2744	3179
2940	3407
3136	3634
3332	3861
3528	4088
3724	4315
3920	4542
4116	4769
4312	4996
4508	5223
4704	5450
4900	5678
5096	5905
5292	6132

E24 259mm	
ΔT50	ΔT56
999	1158
1249	1448
1499	1737
1749	2027
1998	2316
2248	2606
2498	2895
2748	3185
2998	3474
3247	3764
3497	4053
3747	4343
3997	4632
4247	4922
4496	5211
4746	5501
4996	5790
5246	6080
5496	6369
5745	6659
5995	6948
6245	7238
6495	7527
6745	7817

*Note: It is recommended that the case length is 300mm longer than emitter length. However, this will vary depending on the valve option selected. For LST over 3000mm long a joiner bracket is required - for further information please contact Merriott Radiators.

Per Metre
Emitter Height (mm)
143
215
288
360
433
505
578
650
723
795
868

E11		
Surface Area (m ²)	Water Content (l)	Dry Weight (kg)
1.39	1.05	6.75
2.09	1.81	10.10
2.78	2.58	13.50
3.47	3.20	17.20
4.17	4.01	20.65
4.87	4.80	24.05
5.56	5.43	27.50
6.26	6.10	30.90
6.95	6.84	34.15
7.65	7.56	37.35
7.82	8.30	40.60

E12		
Surface Area (m ²)	Water Content (l)	Dry Weight (kg)
2.43	1.05	9.25
3.65	1.81	13.94
4.87	2.58	18.71
6.08	3.20	24.10
7.30	4.01	28.51
8.52	4.80	32.85
9.74	5.43	37.26
10.95	6.10	41.60
12.17	6.84	46.02
13.39	7.56	50.38
13.56	8.30	54.80

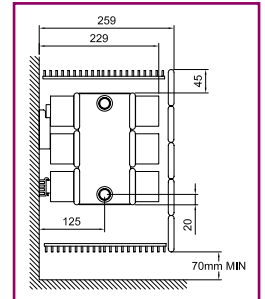
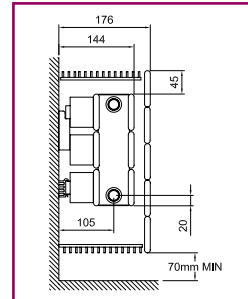
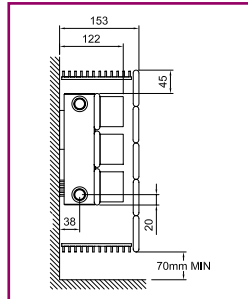
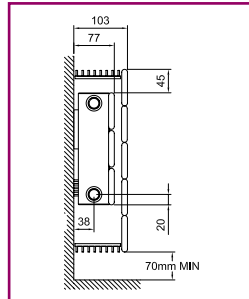
E22		
Surface Area (m ²)	Water Content (l)	Dry Weight (kg)
2.74	2.50	13.67
4.11	3.40	18.22
5.48	4.30	22.84
6.85	5.20	27.40
8.21	7.31	35.81
9.58	8.50	44.10
10.95	10.16	50.51
12.32	11.80	60.80
13.69	13.21	67.56
15.06	14.59	74.24
16.43	16.00	81.00

E24		
Surface Area (m ²)	Water Content (l)	Dry Weight (kg)
4.83	2.50	18.67
7.24	3.40	25.90
9.65	4.30	33.26
12.06	5.20	41.20
14.48	7.31	51.53
16.89	8.50	61.70
19.30	10.16	70.03
21.72	11.80	82.20
24.13	13.21	91.30
26.54	14.59	100.30
27.91	16.00	109.40

Style 2 - Case Height: 910mm

Detailed Data

Emitter Height: 723mm
 Fin Height: 723mm



Emitter Type: Case Depth:	
Case Length (mm)	Emitter Length (mm)
700	400
800	500
900	600
1000	700
1100	800
1200	900
1300	1000
1400	1100
1500	1200
1600	1300
1700	1400
1800	1500
1900	1600
2000	1700
2100	1800
2200	1900
2300	2000
2400	2100
2500	2200
2600	2300
2700	2400
2800	2500
2900	2600
3000	2700

E11 103mm	
ΔT50	ΔT56
446	517
558	647
670	776
781	905
893	1034
1004	1164
1116	1293
1228	1422
1339	1552
1451	1681
1562	1810
1674	1940
1786	2069
1897	2198
2009	2327
2120	2457
2232	2586
2344	2715
2455	2845
2567	2974
2678	3103
2790	3233
2902	3362
3013	3491

E12 153mm	
ΔT50	ΔT56
561	650
702	813
842	976
982	1138
1122	1301
1263	1463
1403	1626
1543	1789
1684	1951
1824	2114
1964	2276
2105	2439
2245	2602
2385	2764
2525	2927
2666	3089
2806	3252
2946	3415
3087	3577
3227	3740
3367	3902
3508	4065
3648	4228
3788	4390

E22 176mm	
ΔT50	ΔT56
850	984
1062	1231
1274	1477
1487	1723
1699	1969
1912	2215
2124	2461
2336	2707
2549	2953
2761	3199
2974	3445
3186	3692
3398	3938
3611	4184
3823	4430
4036	4676
4248	4922
4460	5168
4673	5414
4885	5660
5098	5906
5310	6153
5522	6399
5735	6645

E24 259mm	
ΔT50	ΔT56
1067	1236
1334	1546
1601	1855
1868	2164
2134	2473
2401	2782
2668	3091
2935	3400
3202	3709
3468	4018
3735	4327
4002	4637
4269	4946
4536	5255
4802	5564
5069	5873
5336	6182
5603	6491
5870	6800
6136	7109
6403	7418
6670	7728
6937	8037
7204	8346

*Note: It is recommended that the case length is 300mm longer than emitter length. However, this will vary depending on the valve option selected. For LST over 3000mm long a joiner bracket is required - for further information please contact Merriott Radiators.

Per Metre
Emitter Height (mm)
143
215
288
360
433
505
578
650
723
795
868

E11		
Surface Area (m ²)	Water Content (l)	Dry Weight (kg)
1.39	1.05	6.75
2.09	1.81	10.10
2.78	2.58	13.50
3.47	3.20	17.20
4.17	4.01	20.65
4.87	4.80	24.05
5.56	5.43	27.50
6.26	6.10	30.90
6.95	6.84	34.15
7.65	7.56	37.35
7.82	8.30	40.60

E12		
Surface Area (m ²)	Water Content (l)	Dry Weight (kg)
2.43	1.05	9.25
3.65	1.81	13.94
4.87	2.58	18.71
6.08	3.20	24.10
7.30	4.01	28.51
8.52	4.80	32.85
9.74	5.43	37.26
10.95	6.10	41.60
12.17	6.84	46.02
13.39	7.56	50.38
13.56	8.30	54.80

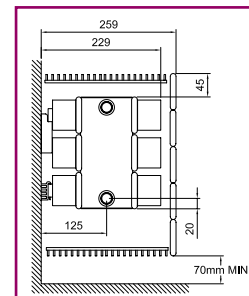
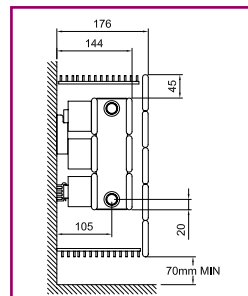
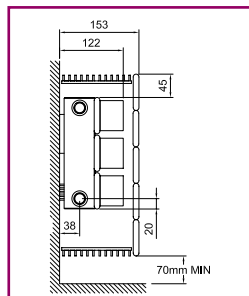
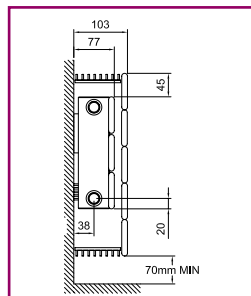
E22		
Surface Area (m ²)	Water Content (l)	Dry Weight (kg)
2.74	2.50	13.67
4.11	3.40	18.22
5.48	4.30	22.84
6.85	5.20	27.40
8.21	7.31	35.81
9.58	8.50	44.10
10.95	10.16	50.51
12.32	11.80	60.80
13.69	13.21	67.56
15.06	14.59	74.24
16.43	16.00	81.00

E24		
Surface Area (m ²)	Water Content (l)	Dry Weight (kg)
4.83	2.50	18.67
7.24	3.40	25.90
9.65	4.30	33.26
12.06	5.20	41.20
14.48	7.31	51.53
16.89	8.50	61.70
19.30	10.16	70.03
21.72	11.80	82.20
24.13	13.21	91.30
26.54	14.59	100.30
27.91	16.00	109.40

Style 2 - Case Height: 980mm

Detailed Data

Emitter Height: 795mm
 Fin Height: 795mm



Emitter Type: Case Depth:	
Case Length (mm)	Emitter Length (mm)
700	400
800	500
900	600
1000	700
1100	800
1200	900
1300	1000
1400	1100
1500	1200
1600	1300
1700	1400
1800	1500
1900	1600
2000	1700
2100	1800
2200	1900
2300	2000
2400	2100
2500	2200
2600	2300
2700	2400
2800	2500
2900	2600
3000	2700

E11 103mm	
ΔT50	ΔT56
482	558
602	698
722	837
843	977
963	1116
1084	1256
1204	1395
1324	1535
1445	1674
1565	1814
1686	1953
1806	2093
1926	2232
2047	2372
2167	2511
2288	2651
2408	2790
2528	2930
2649	3069
2769	3209
2890	3348
3010	3488
3130	3627
3251	3767

E12 153mm	
ΔT50	ΔT56
609	705
761	882
913	1058
1065	1234
1218	1410
1370	1587
1522	1763
1674	1939
1826	2116
1979	2292
2131	2468
2283	2645
2435	2821
2587	2997
2740	3173
2892	3350
3044	3526
3196	3702
3348	3879
3501	4055
3653	4231
3805	4408
3957	4584
4109	4760

E22 176mm	
ΔT50	ΔT56
912	1057
1141	1322
1369	1586
1597	1850
1825	2114
2053	2379
2281	2643
2509	2907
2737	3172
2965	3436
3193	3700
3422	3965
3650	4229
3878	4493
4106	4757
4334	5022
4562	5286
4790	5550
5018	5815
5246	6079
5474	6343
5703	6608
5931	6872
6159	7136

E24 259mm	
ΔT50	ΔT56
1128	1307
1410	1634
1691	1960
1973	2287
2255	2614
2537	2940
2819	3267
3101	3594
3383	3920
3665	4247
3947	4574
4229	4901
4510	5227
4792	5554
5074	5881
5356	6207
5638	6534
5920	6861
6202	7187
6484	7514
6766	7841
7048	8168
7329	8494
7611	8821

*Note: It is recommended that the case length is 300mm longer than emitter length. However, this will vary depending on the valve option selected. For LST over 3000mm long a joiner bracket is required - for further information please contact Merriott Radiators.

Per Metre
Emitter Height (mm)
143
215
288
360
433
505
578
650
723
795
868

E11		
Surface Area (m ²)	Water Content (l)	Dry Weight (kg)
1.39	1.05	6.75
2.09	1.81	10.10
2.78	2.58	13.50
3.47	3.20	17.20
4.17	4.01	20.65
4.87	4.80	24.05
5.56	5.43	27.50
6.26	6.10	30.90
6.95	6.84	34.15
7.65	7.56	37.35
7.82	8.30	40.60

E12		
Surface Area (m ²)	Water Content (l)	Dry Weight (kg)
2.43	1.05	9.25
3.65	1.81	13.94
4.87	2.58	18.71
6.08	3.20	24.10
7.30	4.01	28.51
8.52	4.80	32.85
9.74	5.43	37.26
10.95	6.10	41.60
12.17	6.84	46.02
13.39	7.56	50.38
13.56	8.30	54.80

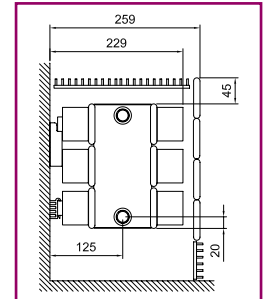
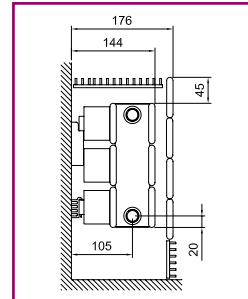
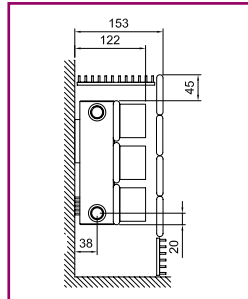
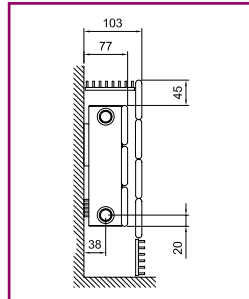
E22		
Surface Area (m ²)	Water Content (l)	Dry Weight (kg)
2.74	2.50	13.67
4.11	3.40	18.22
5.48	4.30	22.84
6.85	5.20	27.40
8.21	7.31	35.81
9.58	8.50	44.10
10.95	10.16	50.51
12.32	11.80	60.80
13.69	13.21	67.56
15.06	14.59	74.24
16.43	16.00	81.00

E24		
Surface Area (m ²)	Water Content (l)	Dry Weight (kg)
4.83	2.50	18.67
7.24	3.40	25.90
9.65	4.30	33.26
12.06	5.20	41.20
14.48	7.31	51.53
16.89	8.50	61.70
19.30	10.16	70.03
21.72	11.80	82.20
24.13	13.21	91.30
26.54	14.59	100.30
27.91	16.00	109.40

Style 3 - Case Height: 280mm

Detailed Data

Emitter Height: 143mm
Fin Height: 143mm



Emitter Type: Case Depth:	
Case Length (mm)	Emitter Length (mm)
700	400
800	500
900	600
1000	700
1100	800
1200	900
1300	1000
1400	1100
1500	1200
1600	1300
1700	1400
1800	1500
1900	1600
2000	1700
2100	1800
2200	1900
2300	2000
2400	2100
2500	2200
2600	2300
2700	2400
2800	2500
2900	2600
3000	2700

E11 103mm	
ΔT50	ΔT56
99	115
124	144
149	172
174	201
198	230
223	258
248	287
273	316
298	344
322	373
347	402
372	431
397	459
422	488
446	517
471	545
496	574
521	603
546	631
570	660
595	689
620	718
645	746
670	775

E12 153mm	
ΔT50	ΔT56
144	166
180	208
215	250
251	291
287	333
323	374
359	416
395	458
431	499
467	541
503	582
539	624
574	666
610	707
646	749
682	790
718	832
754	874
790	915
826	957
862	998
898	1040
933	1082
969	1123

E22 176mm	
ΔT50	ΔT56
244	282
305	353
366	424
427	494
488	565
549	635
610	706
671	777
732	847
793	918
854	988
915	1059
976	1130
1037	1200
1098	1271
1159	1341
1220	1412
1281	1483
1342	1553
1403	1624
1464	1694
1525	1765
1586	1836
1647	1906

E24 259mm	
ΔT50	ΔT56
320	370
400	463
479	556
559	648
639	741
719	833
799	926
879	1019
959	1111
1039	1204
1119	1296
1199	1389
1278	1482
1358	1574
1438	1667
1518	1759
1598	1852
1678	1945
1758	2037
1838	2130
1918	2222
1998	2315
2077	2408
2157	2500

*Note: It is recommended that the case length is 300mm longer than emitter length. However, this will vary depending on the valve option selected. For LST over 3000mm long a joiner bracket is required - for further information please contact Merriott Radiators.

Per Metre
Emitter Height (mm)
143
215
288
360
433
505
578
650
723
795
868

E11		
Surface Area (m ²)	Water Content (l)	Dry Weight (kg)
1.39	1.05	6.75
2.09	1.81	10.10
2.78	2.58	13.50
3.47	3.20	17.20
4.17	4.01	20.65
4.87	4.80	24.05
5.56	5.43	27.50
6.26	6.10	30.90
6.95	6.84	34.15
7.65	7.56	37.35
7.82	8.30	40.60

E12		
Surface Area (m ²)	Water Content (l)	Dry Weight (kg)
2.43	1.05	9.25
3.65	1.81	13.94
4.87	2.58	18.71
6.08	3.20	24.10
7.30	4.01	28.51
8.52	4.80	32.85
9.74	5.43	37.26
10.95	6.10	41.60
12.17	6.84	46.02
13.39	7.56	50.38
13.56	8.30	54.80

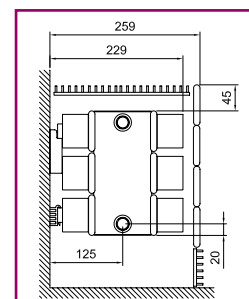
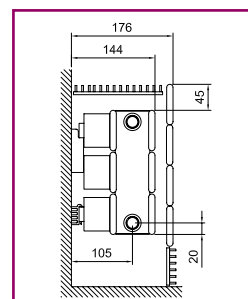
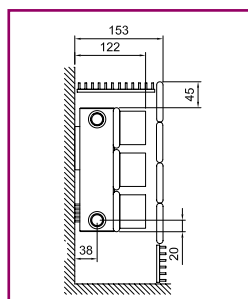
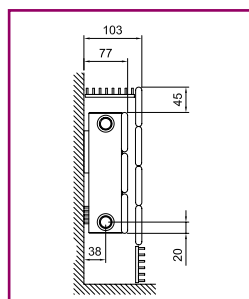
E22		
Surface Area (m ²)	Water Content (l)	Dry Weight (kg)
2.74	2.50	13.67
4.11	3.40	18.22
5.48	4.30	22.84
6.85	5.20	27.40
8.21	7.31	35.81
9.58	8.50	44.10
10.95	10.16	50.51
12.32	11.80	60.80
13.69	13.21	67.56
15.06	14.59	74.24
16.43	16.00	81.00

E24		
Surface Area (m ²)	Water Content (l)	Dry Weight (kg)
4.83	2.50	18.67
7.24	3.40	25.90
9.65	4.30	33.26
12.06	5.20	41.20
14.48	7.31	51.53
16.89	8.50	61.70
19.30	10.16	70.03
21.72	11.80	82.20
24.13	13.21	91.30
26.54	14.59	100.30
27.91	16.00	109.40

Style 3 - Case Height: 350mm

Detailed Data

Emitter Height: 215mm
Fin Height: 215mm



Emitter Type: Case Depth:	
Case Length (mm)	Emitter Length (mm)
700	400
800	500
900	600
1000	700
1100	800
1200	900
1300	1000
1400	1100
1500	1200
1600	1300
1700	1400
1800	1500
1900	1600
2000	1700
2100	1800
2200	1900
2300	2000
2400	2100
2500	2200
2600	2300
2700	2400
2800	2500
2900	2600
3000	2700

E11 103mm	
ΔT50	ΔT56
145	168
182	210
218	252
254	294
290	336
327	378
363	420
399	462
436	504
472	546
508	588
545	630
581	672
617	714
653	756
690	798
726	840
762	882
799	924
835	966
871	1008
908	1050
944	1092
980	1134

E12 153mm	
ΔT50	ΔT56
204	237
256	296
307	355
358	414
409	474
460	533
511	592
562	651
613	710
664	770
715	829
767	888
818	947
869	1006
920	1066
971	1125
1022	1184
1073	1243
1124	1302
1175	1362
1226	1421
1278	1480
1329	1539
1380	1598

E22 176mm	
ΔT50	ΔT56
335	388
419	486
503	583
587	680
670	777
754	874
838	971
922	1068
1006	1165
1089	1262
1173	1359
1257	1457
1341	1554
1425	1651
1508	1748
1592	1845
1676	1942
1760	2039
1844	2136
1927	2233
2011	2330
2095	2428
2179	2525
2263	2622

E24 259mm	
ΔT50	ΔT56
439	508
549	636
658	763
768	890
878	1017
987	1144
1097	1271
1207	1398
1316	1525
1426	1652
1536	1779
1646	1907
1755	2034
1865	2161
1975	2288
2084	2415
2194	2542
2304	2669
2413	2796
2523	2923
2633	3050
2743	3178
2852	3305
2962	3432

*Note: It is recommended that the case length is 300mm longer than emitter length. However, this will vary depending on the valve option selected. For LST over 3000mm long a joiner bracket is required - for further information please contact Merriott Radiators.

Per Metre
Emitter Height (mm)
143
215
288
360
433
505
578
650
723
795
868

E11		
Surface Area (m ²)	Water Content (l)	Dry Weight (kg)
1.39	1.05	6.75
2.09	1.81	10.10
2.78	2.58	13.50
3.47	3.20	17.20
4.17	4.01	20.65
4.87	4.80	24.05
5.56	5.43	27.50
6.26	6.10	30.90
6.95	6.84	34.15
7.65	7.56	37.35
7.82	8.30	40.60

E12		
Surface Area (m ²)	Water Content (l)	Dry Weight (kg)
2.43	1.05	9.25
3.65	1.81	13.94
4.87	2.58	18.71
6.08	3.20	24.10
7.30	4.01	28.51
8.52	4.80	32.85
9.74	5.43	37.26
10.95	6.10	41.60
12.17	6.84	46.02
13.39	7.56	50.38
13.56	8.30	54.80

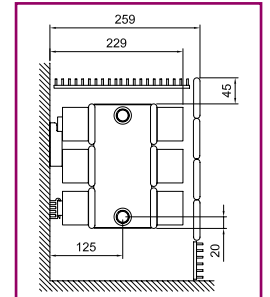
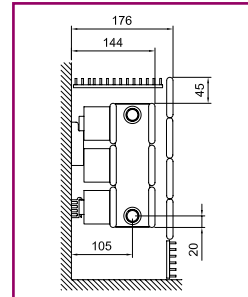
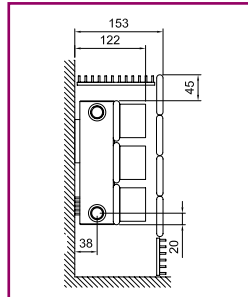
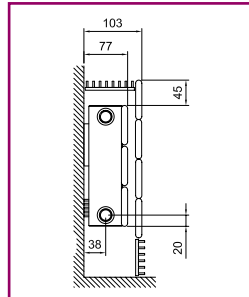
E22		
Surface Area (m ²)	Water Content (l)	Dry Weight (kg)
2.74	2.50	13.67
4.11	3.40	18.22
5.48	4.30	22.84
6.85	5.20	27.40
8.21	7.31	35.81
9.58	8.50	44.10
10.95	10.16	50.51
12.32	11.80	60.80
13.69	13.21	67.56
15.06	14.59	74.24
16.43	16.00	81.00

E24		
Surface Area (m ²)	Water Content (l)	Dry Weight (kg)
4.83	2.50	18.67
7.24	3.40	25.90
9.65	4.30	33.26
12.06	5.20	41.20
14.48	7.31	51.53
16.89	8.50	61.70
19.30	10.16	70.03
21.72	11.80	82.20
24.13	13.21	91.30
26.54	14.59	100.30
27.91	16.00	109.40

Style 3 - Case Height: 420mm

Detailed Data

Emitter Height: 288mm
Fin Height: 288mm



Emitter Type: Case Depth:	
Case Length (mm)	Emitter Length (mm)
700	400
800	500
900	600
1000	700
1100	800
1200	900
1300	1000
1400	1100
1500	1200
1600	1300
1700	1400
1800	1500
1900	1600
2000	1700
2100	1800
2200	1900
2300	2000
2400	2100
2500	2200
2600	2300
2700	2400
2800	2500
2900	2600
3000	2700

E11 103mm	
ΔT50	ΔT56
192	222
240	278
287	333
335	389
383	444
431	500
479	555
527	611
575	666
623	722
671	777
719	833
766	888
814	944
862	999
910	1055
958	1110
1006	1166
1054	1221
1102	1277
1150	1332
1198	1388
1245	1443
1293	1499

E12 153mm	
ΔT50	ΔT56
264	306
330	383
396	459
462	536
528	612
594	689
660	765
726	842
792	918
858	995
924	1071
990	1148
1056	1224
1122	1301
1188	1377
1254	1454
1320	1530
1386	1607
1452	1683
1518	1760
1584	1836
1650	1913
1716	1989
1782	2066

E22 176mm	
ΔT50	ΔT56
420	487
526	609
631	731
736	853
841	974
946	1096
1051	1218
1156	1340
1261	1462
1366	1583
1471	1705
1577	1827
1682	1949
1787	2071
1892	2192
1997	2314
2102	2436
2207	2558
2312	2680
2417	2801
2522	2923
2628	3045
2733	3167
2838	3289

E24 259mm	
ΔT50	ΔT56
550	638
688	797
825	956
963	1116
1100	1275
1238	1435
1375	1594
1513	1753
1650	1913
1788	2072
1925	2232
2063	2391
2200	2550
2338	2710
2475	2869
2613	3029
2750	3188
2888	3347
3025	3507
3163	3666
3300	3826
3438	3985
3575	4144
3713	4304

*Note: It is recommended that the case length is 300mm longer than emitter length. However, this will vary depending on the valve option selected. For LST over 3000mm long a joiner bracket is required - for further information please contact Merriott Radiators.

Per Metre
Emitter Height (mm)
143
215
288
360
433
505
578
650
723
795
868

E11		
Surface Area (m ²)	Water Content (l)	Dry Weight (kg)
1.39	1.05	6.75
2.09	1.81	10.10
2.78	2.58	13.50
3.47	3.20	17.20
4.17	4.01	20.65
4.87	4.80	24.05
5.56	5.43	27.50
6.26	6.10	30.90
6.95	6.84	34.15
7.65	7.56	37.35
7.82	8.30	40.60

E12		
Surface Area (m ²)	Water Content (l)	Dry Weight (kg)
2.43	1.05	9.25
3.65	1.81	13.94
4.87	2.58	18.71
6.08	3.20	24.10
7.30	4.01	28.51
8.52	4.80	32.85
9.74	5.43	37.26
10.95	6.10	41.60
12.17	6.84	46.02
13.39	7.56	50.38
13.56	8.30	54.80

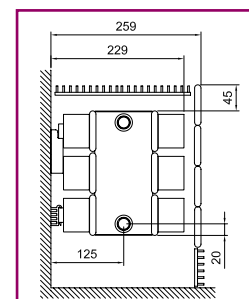
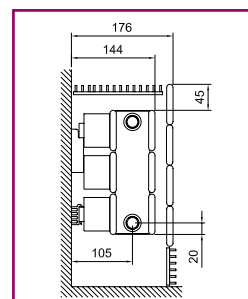
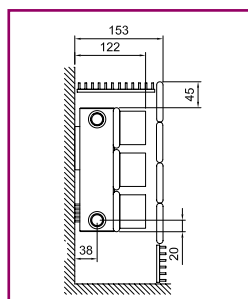
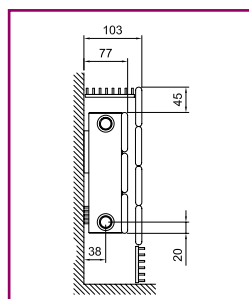
E22		
Surface Area (m ²)	Water Content (l)	Dry Weight (kg)
2.74	2.50	13.67
4.11	3.40	18.22
5.48	4.30	22.84
6.85	5.20	27.40
8.21	7.31	35.81
9.58	8.50	44.10
10.95	10.16	50.51
12.32	11.80	60.80
13.69	13.21	67.56
15.06	14.59	74.24
16.43	16.00	81.00

E24		
Surface Area (m ²)	Water Content (l)	Dry Weight (kg)
4.83	2.50	18.67
7.24	3.40	25.90
9.65	4.30	33.26
12.06	5.20	41.20
14.48	7.31	51.53
16.89	8.50	61.70
19.30	10.16	70.03
21.72	11.80	82.20
24.13	13.21	91.30
26.54	14.59	100.30
27.91	16.00	109.40

Style 3 - Case Height: 490mm

Detailed Data

Emitter Height: 360mm
Fin Height: 360mm



Emitter Type: Case Depth:	
Case Length (mm)	Emitter Length (mm)
700	400
800	500
900	600
1000	700
1100	800
1200	900
1300	1000
1400	1100
1500	1200
1600	1300
1700	1400
1800	1500
1900	1600
2000	1700
2100	1800
2200	1900
2300	2000
2400	2100
2500	2200
2600	2300
2700	2400
2800	2500
2900	2600
3000	2700

E11 103mm	
ΔT50	ΔT56
252	292
315	365
378	438
441	511
504	584
567	657
630	730
693	803
756	876
819	949
882	1022
945	1095
1008	1168
1071	1241
1134	1314
1197	1387
1260	1460
1323	1533
1386	1606
1449	1679
1512	1752
1575	1825
1638	1898
1701	1971

E12 153mm	
ΔT50	ΔT56
332	385
416	481
499	577
582	673
665	770
748	866
831	962
914	1058
997	1154
1080	1251
1163	1347
1247	1443
1330	1539
1413	1635
1496	1732
1579	1828
1662	1924
1745	2020
1828	2116
1911	2213
1994	2309
2078	2405
2161	2501
2244	2597

E22 176mm	
ΔT50	ΔT56
499	578
624	723
749	868
874	1012
998	1157
1123	1301
1248	1446
1373	1591
1498	1735
1622	1880
1747	2024
1872	2169
1997	2314
2122	2458
2246	2603
2371	2747
2496	2892
2621	3037
2746	3181
2870	3326
2995	3470
3120	3615
3245	3760
3370	3904

E24 259mm	
ΔT50	ΔT56
664	770
831	963
997	1155
1163	1348
1329	1540
1495	1733
1661	1925
1827	2118
1993	2310
2159	2503
2325	2695
2492	2888
2658	3080
2824	3273
2990	3465
3156	3658
3322	3850
3488	4043
3654	4235
3820	4428
3986	4620
4153	4813
4319	5005
4485	5198

*Note: It is recommended that the case length is 300mm longer than emitter length. However, this will vary depending on the valve option selected. For LST over 3000mm long a joiner bracket is required - for further information please contact Merriott Radiators.

Per Metre
Emitter Height (mm)
143
215
288
360
433
505
578
650
723
795
868

E11		
Surface Area (m ²)	Water Content (l)	Dry Weight (kg)
1.39	1.05	6.75
2.09	1.81	10.10
2.78	2.58	13.50
3.47	3.20	17.20
4.17	4.01	20.65
4.87	4.80	24.05
5.56	5.43	27.50
6.26	6.10	30.90
6.95	6.84	34.15
7.65	7.56	37.35
7.82	8.30	40.60

E12		
Surface Area (m ²)	Water Content (l)	Dry Weight (kg)
2.43	1.05	9.25
3.65	1.81	13.94
4.87	2.58	18.71
6.08	3.20	24.10
7.30	4.01	28.51
8.52	4.80	32.85
9.74	5.43	37.26
10.95	6.10	41.60
12.17	6.84	46.02
13.39	7.56	50.38
13.56	8.30	54.80

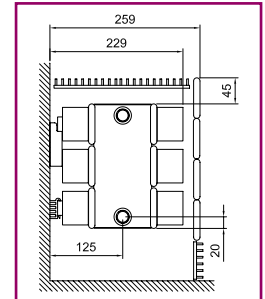
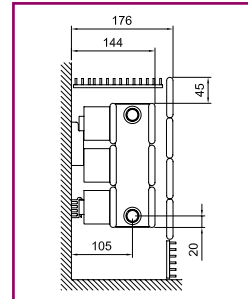
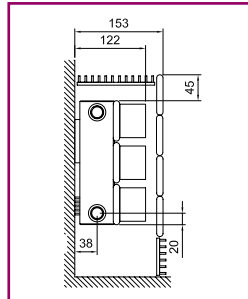
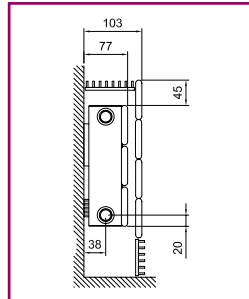
E22		
Surface Area (m ²)	Water Content (l)	Dry Weight (kg)
2.74	2.50	13.67
4.11	3.40	18.22
5.48	4.30	22.84
6.85	5.20	27.40
8.21	7.31	35.81
9.58	8.50	44.10
10.95	10.16	50.51
12.32	11.80	60.80
13.69	13.21	67.56
15.06	14.59	74.24
16.43	16.00	81.00

E24		
Surface Area (m ²)	Water Content (l)	Dry Weight (kg)
4.83	2.50	18.67
7.24	3.40	25.90
9.65	4.30	33.26
12.06	5.20	41.20
14.48	7.31	51.53
16.89	8.50	61.70
19.30	10.16	70.03
21.72	11.80	82.20
24.13	13.21	91.30
26.54	14.59	100.30
27.91	16.00	109.40

Style 3 - Case Height: 560mm

Detailed Data

Emitter Height: 433mm
Fin Height: 433mm



Emitter Type: Case Depth:	
Case Length (mm)	Emitter Length (mm)
700	400
800	500
900	600
1000	700
1100	800
1200	900
1300	1000
1400	1100
1500	1200
1600	1300
1700	1400
1800	1500
1900	1600
2000	1700
2100	1800
2200	1900
2300	2000
2400	2100
2500	2200
2600	2300
2700	2400
2800	2500
2900	2600
3000	2700

E11 103mm	
ΔT50	ΔT56
294	340
367	426
440	511
514	596
587	681
661	766
734	851
807	936
881	1021
954	1106
1028	1191
1101	1277
1174	1362
1248	1447
1321	1532
1395	1617
1468	1702
1541	1787
1615	1872
1688	1957
1762	2042
1835	2128
1908	2213
1982	2298

E12 153mm	
ΔT50	ΔT56
378	437
472	547
566	656
661	765
755	874
850	984
944	1093
1038	1202
1133	1312
1227	1421
1322	1530
1416	1640
1510	1749
1605	1858
1699	1967
1794	2077
1888	2186
1982	2295
2077	2405
2171	2514
2266	2623
2360	2733
2454	2842
2549	2951

E22 176mm	
ΔT50	ΔT56
575	667
719	834
863	1000
1007	1167
1150	1334
1294	1500
1438	1667
1582	1834
1726	2000
1869	2167
2013	2334
2157	2501
2301	2667
2445	2834
2588	3001
2732	3167
2876	3334
3020	3501
3164	3667
3307	3834
3451	4001
3595	4168
3739	4334
3883	4501

E24 259mm	
ΔT50	ΔT56
758	878
948	1098
1137	1318
1327	1537
1516	1757
1706	1976
1895	2196
2085	2416
2274	2635
2464	2855
2653	3074
2843	3294
3032	3514
3222	3733
3411	3953
3601	4172
3790	4392
3980	4612
4169	4831
4359	5051
4548	5270
4738	5490
4927	5710
5117	5929

*Note: It is recommended that the case length is 300mm longer than emitter length. However, this will vary depending on the valve option selected. For LST over 3000mm long a joiner bracket is required - for further information please contact Merriott Radiators.

Per Metre
Emitter Height (mm)
143
215
288
360
433
505
578
650
723
795
868

E11		
Surface Area (m ²)	Water Content (l)	Dry Weight (kg)
1.39	1.05	6.75
2.09	1.81	10.10
2.78	2.58	13.50
3.47	3.20	17.20
4.17	4.01	20.65
4.87	4.80	24.05
5.56	5.43	27.50
6.26	6.10	30.90
6.95	6.84	34.15
7.65	7.56	37.35
7.82	8.30	40.60

E12		
Surface Area (m ²)	Water Content (l)	Dry Weight (kg)
2.43	1.05	9.25
3.65	1.81	13.94
4.87	2.58	18.71
6.08	3.20	24.10
7.30	4.01	28.51
8.52	4.80	32.85
9.74	5.43	37.26
10.95	6.10	41.60
12.17	6.84	46.02
13.39	7.56	50.38
13.56	8.30	54.80

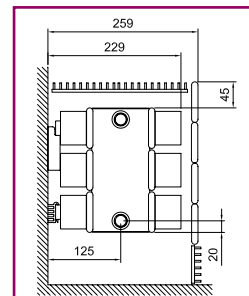
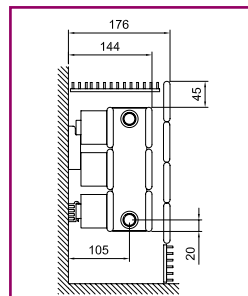
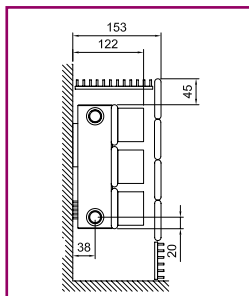
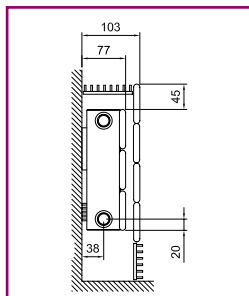
E22		
Surface Area (m ²)	Water Content (l)	Dry Weight (kg)
2.74	2.50	13.67
4.11	3.40	18.22
5.48	4.30	22.84
6.85	5.20	27.40
8.21	7.31	35.81
9.58	8.50	44.10
10.95	10.16	50.51
12.32	11.80	60.80
13.69	13.21	67.56
15.06	14.59	74.24
16.43	16.00	81.00

E24		
Surface Area (m ²)	Water Content (l)	Dry Weight (kg)
4.83	2.50	18.67
7.24	3.40	25.90
9.65	4.30	33.26
12.06	5.20	41.20
14.48	7.31	51.53
16.89	8.50	61.70
19.30	10.16	70.03
21.72	11.80	82.20
24.13	13.21	91.30
26.54	14.59	100.30
27.91	16.00	109.40

Style 3 - Case Height: 630mm

Detailed Data

Emitter Height: 505mm
Fin Height: 505mm



Emitter Type: Case Depth:	
Case Length (mm)	Emitter Length (mm)
700	400
800	500
900	600
1000	700
1100	800
1200	900
1300	1000
1400	1100
1500	1200
1600	1300
1700	1400
1800	1500
1900	1600
2000	1700
2100	1800
2200	1900
2300	2000
2400	2100
2500	2200
2600	2300
2700	2400
2800	2500
2900	2600
3000	2700

E11 103mm	
ΔT50	ΔT56
333	386
417	483
500	580
583	676
666	773
750	869
833	966
916	1063
1000	1159
1083	1256
1166	1352
1250	1449
1333	1546
1416	1642
1499	1739
1583	1835
1666	1932
1749	2029
1833	2125
1916	2222
1999	2318
2083	2415
2166	2512
2249	2608

E12 153mm	
ΔT50	ΔT56
422	489
528	611
633	733
739	855
844	978
950	1100
1055	1222
1161	1344
1266	1466
1372	1589
1477	1711
1583	1833
1688	1955
1794	2077
1899	2200
2005	2322
2110	2444
2216	2566
2321	2688
2427	2811
2532	2933
2638	3055
2743	3177
2849	3299

E22 176mm	
ΔT50	ΔT56
647	750
809	938
971	1125
1133	1313
1294	1500
1456	1688
1618	1875
1780	2063
1942	2250
2103	2438
2265	2625
2427	2813
2589	3000
2751	3188
2912	3375
3074	3563
3236	3750
3398	3938
3560	4125
3721	4313
3883	4500
4045	4688
4207	4875
4369	5063

E24 259mm	
ΔT50	ΔT56
844	978
1055	1222
1265	1466
1476	1711
1687	1955
1898	2200
2109	2444
2320	2688
2531	2933
2742	3177
2953	3422
3164	3666
3374	3910
3585	4155
3796	4399
4007	4644
4218	4888
4429	5132
4640	5377
4851	5621
5062	5866
5273	6110
5483	6354
5694	6599

*Note: It is recommended that the case length is 300mm longer than emitter length. However, this will vary depending on the valve option selected. For LST over 3000mm long a joiner bracket is required - for further information please contact Merriott Radiators.

Per Metre
Emitter Height (mm)
143
215
288
360
433
505
578
650
723
795
868

E11		
Surface Area (m ²)	Water Content (l)	Dry Weight (kg)
1.39	1.05	6.75
2.09	1.81	10.10
2.78	2.58	13.50
3.47	3.20	17.20
4.17	4.01	20.65
4.87	4.80	24.05
5.56	5.43	27.50
6.26	6.10	30.90
6.95	6.84	34.15
7.65	7.56	37.35
7.82	8.30	40.60

E12		
Surface Area (m ²)	Water Content (l)	Dry Weight (kg)
2.43	1.05	9.25
3.65	1.81	13.94
4.87	2.58	18.71
6.08	3.20	24.10
7.30	4.01	28.51
8.52	4.80	32.85
9.74	5.43	37.26
10.95	6.10	41.60
12.17	6.84	46.02
13.39	7.56	50.38
13.56	8.30	54.80

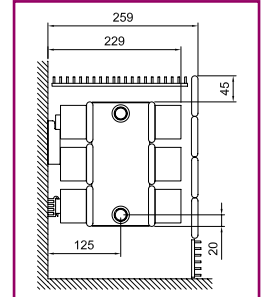
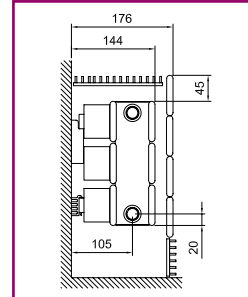
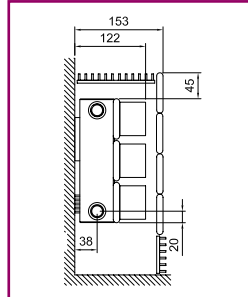
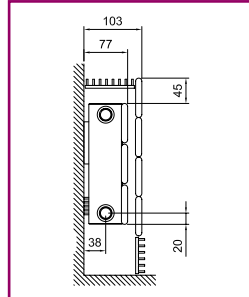
E22		
Surface Area (m ²)	Water Content (l)	Dry Weight (kg)
2.74	2.50	13.67
4.11	3.40	18.22
5.48	4.30	22.84
6.85	5.20	27.40
8.21	7.31	35.81
9.58	8.50	44.10
10.95	10.16	50.51
12.32	11.80	60.80
13.69	13.21	67.56
15.06	14.59	74.24
16.43	16.00	81.00

E24		
Surface Area (m ²)	Water Content (l)	Dry Weight (kg)
4.83	2.50	18.67
7.24	3.40	25.90
9.65	4.30	33.26
12.06	5.20	41.20
14.48	7.31	51.53
16.89	8.50	61.70
19.30	10.16	70.03
21.72	11.80	82.20
24.13	13.21	91.30
26.54	14.59	100.30
27.91	16.00	109.40

Style 3 - Case Height: 700mm

Detailed Data

Emitter Height: 578mm
Fin Height: 578mm



Emitter Type: Case Depth:	
Case Length (mm)	Emitter Length (mm)
700	400
800	500
900	600
1000	700
1100	800
1200	900
1300	1000
1400	1100
1500	1200
1600	1300
1700	1400
1800	1500
1900	1600
2000	1700
2100	1800
2200	1900
2300	2000
2400	2100
2500	2200
2600	2300
2700	2400
2800	2500
2900	2600
3000	2700

E11 103mm	
ΔT50	ΔT56
372	431
466	539
559	647
652	755
745	862
838	970
931	1078
1024	1186
1117	1294
1210	1401
1303	1509
1397	1617
1490	1725
1583	1833
1676	1940
1769	2048
1862	2156
1955	2264
2048	2372
2141	2479
2234	2587
2328	2695
2421	2803
2514	2911

E12 153mm	
ΔT50	ΔT56
468	542
585	678
702	814
819	949
936	1085
1053	1220
1170	1356
1287	1492
1404	1627
1521	1763
1638	1898
1755	2034
1872	2170
1989	2305
2106	2441
2223	2576
2340	2712
2457	2848
2574	2983
2691	3119
2808	3254
2925	3390
3042	3526
3159	3661

E22 176mm	
ΔT50	ΔT56
717	831
897	1039
1076	1246
1255	1454
1434	1662
1614	1869
1793	2077
1972	2285
2152	2492
2331	2700
2510	2908
2690	3116
2869	3323
3048	3531
3227	3739
3407	3946
3586	4154
3765	4362
3945	4569
4124	4777
4303	4985
4483	5193
4662	5400
4841	5608

E24 259mm	
ΔT50	ΔT56
925	1072
1157	1341
1388	1609
1619	1877
1850	2145
2082	2413
2313	2681
2544	2949
2776	3217
3007	3485
3238	3753
3470	4022
3701	4290
3932	4558
4163	4826
4395	5094
4626	5362
4857	5630
5089	5898
5320	6166
5551	6434
5783	6703
6014	6971
6245	7239

*Note: It is recommended that the case length is 300mm longer than emitter length. However, this will vary depending on the valve option selected. For LST over 3000mm long a joiner bracket is required - for further information please contact Merriott Radiators.

Per Metre
Emitter Height (mm)
143
215
288
360
433
505
578
650
723
795
868

E11		
Surface Area (m ²)	Water Content (l)	Dry Weight (kg)
1.39	1.05	6.75
2.09	1.81	10.10
2.78	2.58	13.50
3.47	3.20	17.20
4.17	4.01	20.65
4.87	4.80	24.05
5.56	5.43	27.50
6.26	6.10	30.90
6.95	6.84	34.15
7.65	7.56	37.35
7.82	8.30	40.60

E12		
Surface Area (m ²)	Water Content (l)	Dry Weight (kg)
2.43	1.05	9.25
3.65	1.81	13.94
4.87	2.58	18.71
6.08	3.20	24.10
7.30	4.01	28.51
8.52	4.80	32.85
9.74	5.43	37.26
10.95	6.10	41.60
12.17	6.84	46.02
13.39	7.56	50.38
13.56	8.30	54.80

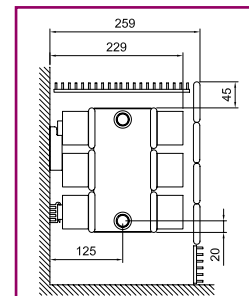
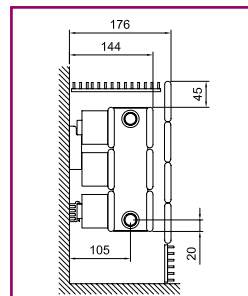
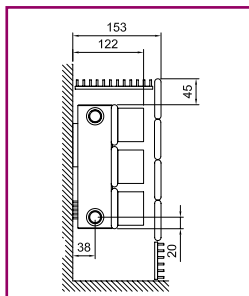
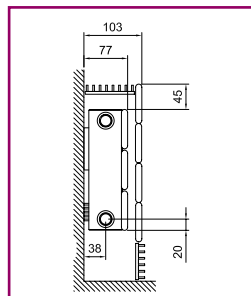
E22		
Surface Area (m ²)	Water Content (l)	Dry Weight (kg)
2.74	2.50	13.67
4.11	3.40	18.22
5.48	4.30	22.84
6.85	5.20	27.40
8.21	7.31	35.81
9.58	8.50	44.10
10.95	10.16	50.51
12.32	11.80	60.80
13.69	13.21	67.56
15.06	14.59	74.24
16.43	16.00	81.00

E24		
Surface Area (m ²)	Water Content (l)	Dry Weight (kg)
4.83	2.50	18.67
7.24	3.40	25.90
9.65	4.30	33.26
12.06	5.20	41.20
14.48	7.31	51.53
16.89	8.50	61.70
19.30	10.16	70.03
21.72	11.80	82.20
24.13	13.21	91.30
26.54	14.59	100.30
27.91	16.00	109.40

Style 3 - Case Height: 770mm

Detailed Data

Emitter Height: 650mm
Fin Height: 650mm



Emitter Type: Case Depth:	
Case Length (mm)	Emitter Length (mm)
700	400
800	500
900	600
1000	700
1100	800
1200	900
1300	1000
1400	1100
1500	1200
1600	1300
1700	1400
1800	1500
1900	1600
2000	1700
2100	1800
2200	1900
2300	2000
2400	2100
2500	2200
2600	2300
2700	2400
2800	2500
2900	2600
3000	2700

E11 103mm	
ΔT50	ΔT56
410	474
512	593
614	712
717	830
819	949
922	1067
1024	1186
1126	1305
1229	1423
1331	1542
1434	1660
1536	1779
1638	1898
1741	2016
1843	2135
1946	2253
2048	2372
2150	2491
2253	2609
2355	2728
2458	2846
2560	2965
2662	3084
2765	3202

E12 153mm	
ΔT50	ΔT56
514	596
643	745
772	894
900	1043
1029	1192
1157	1341
1286	1490
1415	1639
1543	1788
1672	1937
1800	2086
1929	2235
2058	2384
2186	2533
2315	2682
2443	2831
2572	2980
2701	3129
2829	3278
2958	3427
3086	3576
3215	3725
3344	3874
3472	4023

E22 176mm	
ΔT50	ΔT56
784	908
980	1136
1176	1363
1372	1590
1568	1817
1764	2044
1960	2271
2156	2498
2352	2725
2548	2952
2744	3179
2940	3407
3136	3634
3332	3861
3528	4088
3724	4315
3920	4542
4116	4769
4312	4996
4508	5223
4704	5450
4900	5678
5096	5905
5292	6132

E24 259mm	
ΔT50	ΔT56
999	1158
1249	1448
1499	1737
1749	2027
1998	2316
2248	2606
2498	2895
2748	3185
2998	3474
3247	3764
3497	4053
3747	4343
3997	4632
4247	4922
4496	5211
4746	5501
4996	5790
5246	6080
5496	6369
5745	6659
5995	6948
6245	7238
6495	7527
6745	7817

*Note: It is recommended that the case length is 300mm longer than emitter length. However, this will vary depending on the valve option selected. For LST over 3000mm long a joiner bracket is required - for further information please contact Merriott Radiators.

Per Metre
Emitter Height (mm)
143
215
288
360
433
505
578
650
723
795
868

E11		
Surface Area (m ²)	Water Content (l)	Dry Weight (kg)
1.39	1.05	6.75
2.09	1.81	10.10
2.78	2.58	13.50
3.47	3.20	17.20
4.17	4.01	20.65
4.87	4.80	24.05
5.56	5.43	27.50
6.26	6.10	30.90
6.95	6.84	34.15
7.65	7.56	37.35
7.82	8.30	40.60

E12		
Surface Area (m ²)	Water Content (l)	Dry Weight (kg)
2.43	1.05	9.25
3.65	1.81	13.94
4.87	2.58	18.71
6.08	3.20	24.10
7.30	4.01	28.51
8.52	4.80	32.85
9.74	5.43	37.26
10.95	6.10	41.60
12.17	6.84	46.02
13.39	7.56	50.38
13.56	8.30	54.80

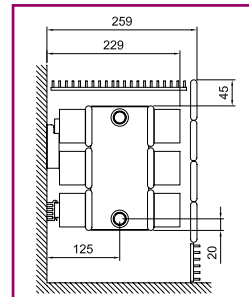
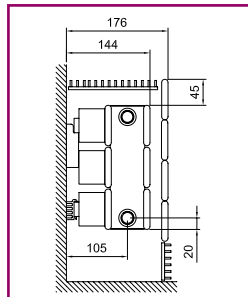
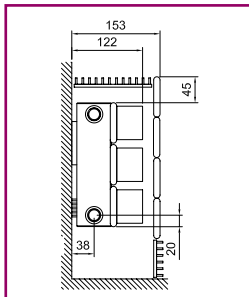
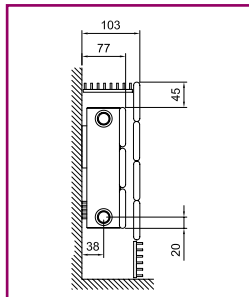
E22		
Surface Area (m ²)	Water Content (l)	Dry Weight (kg)
2.74	2.50	13.67
4.11	3.40	18.22
5.48	4.30	22.84
6.85	5.20	27.40
8.21	7.31	35.81
9.58	8.50	44.10
10.95	10.16	50.51
12.32	11.80	60.80
13.69	13.21	67.56
15.06	14.59	74.24
16.43	16.00	81.00

E24		
Surface Area (m ²)	Water Content (l)	Dry Weight (kg)
4.83	2.50	18.67
7.24	3.40	25.90
9.65	4.30	33.26
12.06	5.20	41.20
14.48	7.31	51.53
16.89	8.50	61.70
19.30	10.16	70.03
21.72	11.80	82.20
24.13	13.21	91.30
26.54	14.59	100.30
27.91	16.00	109.40

Style 3 - Case Height: 840mm

Detailed Data

Emitter Height: 723mm
Fin Height: 723mm



Emitter Type: Case Depth:	
Case Length (mm)	Emitter Length (mm)
700	400
800	500
900	600
1000	700
1100	800
1200	900
1300	1000
1400	1100
1500	1200
1600	1300
1700	1400
1800	1500
1900	1600
2000	1700
2100	1800
2200	1900
2300	2000
2400	2100
2500	2200
2600	2300
2700	2400
2800	2500
2900	2600
3000	2700

E11 103mm	
ΔT50	ΔT56
446	517
558	647
670	776
781	905
893	1034
1004	1164
1116	1293
1228	1422
1339	1552
1451	1681
1562	1810
1674	1940
1786	2069
1897	2198
2009	2327
2120	2457
2232	2586
2344	2715
2455	2845
2567	2974
2678	3103
2790	3233
2902	3362
3013	3491

E12 153mm	
ΔT50	ΔT56
561	650
702	813
842	976
982	1138
1122	1301
1263	1463
1403	1626
1543	1789
1684	1951
1824	2114
1964	2276
2105	2439
2245	2602
2385	2764
2525	2927
2666	3089
2806	3252
2946	3415
3087	3577
3227	3740
3367	3902
3508	4065
3648	4228
3788	4390

E22 176mm	
ΔT50	ΔT56
850	984
1062	1231
1274	1477
1487	1723
1699	1969
1912	2215
2124	2461
2336	2707
2549	2953
2761	3199
2974	3445
3186	3692
3398	3938
3611	4184
3823	4430
4036	4676
4248	4922
4460	5168
4673	5414
4885	5660
5098	5906
5310	6153
5522	6399
5735	6645

E24 259mm	
ΔT50	ΔT56
1067	1236
1334	1546
1601	1855
1868	2164
2134	2473
2401	2782
2668	3091
2935	3400
3202	3709
3468	4018
3735	4327
4002	4637
4269	4946
4536	5255
4802	5564
5069	5873
5336	6182
5603	6491
5870	6800
6136	7109
6403	7418
6670	7728
6937	8037
7204	8346

*Note: It is recommended that the case length is 300mm longer than emitter length. However, this will vary depending on the valve option selected. For LST over 3000mm long a joiner bracket is required - for further information please contact Merriott Radiators.

Per Metre
Emitter Height (mm)
143
215
288
360
433
505
578
650
723
795
868

E11		
Surface Area (m ²)	Water Content (l)	Dry Weight (kg)
1.39	1.05	6.75
2.09	1.81	10.10
2.78	2.58	13.50
3.47	3.20	17.20
4.17	4.01	20.65
4.87	4.80	24.05
5.56	5.43	27.50
6.26	6.10	30.90
6.95	6.84	34.15
7.65	7.56	37.35
7.82	8.30	40.60

E12		
Surface Area (m ²)	Water Content (l)	Dry Weight (kg)
2.43	1.05	9.25
3.65	1.81	13.94
4.87	2.58	18.71
6.08	3.20	24.10
7.30	4.01	28.51
8.52	4.80	32.85
9.74	5.43	37.26
10.95	6.10	41.60
12.17	6.84	46.02
13.39	7.56	50.38
13.56	8.30	54.80

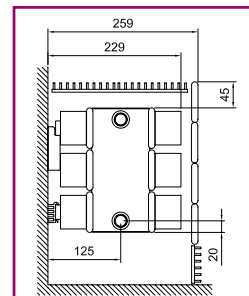
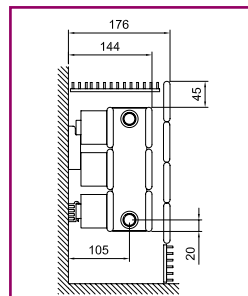
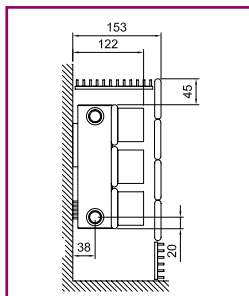
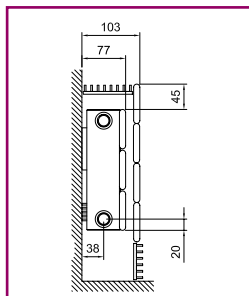
E22		
Surface Area (m ²)	Water Content (l)	Dry Weight (kg)
2.74	2.50	13.67
4.11	3.40	18.22
5.48	4.30	22.84
6.85	5.20	27.40
8.21	7.31	35.81
9.58	8.50	44.10
10.95	10.16	50.51
12.32	11.80	60.80
13.69	13.21	67.56
15.06	14.59	74.24
16.43	16.00	81.00

E24		
Surface Area (m ²)	Water Content (l)	Dry Weight (kg)
4.83	2.50	18.67
7.24	3.40	25.90
9.65	4.30	33.26
12.06	5.20	41.20
14.48	7.31	51.53
16.89	8.50	61.70
19.30	10.16	70.03
21.72	11.80	82.20
24.13	13.21	91.30
26.54	14.59	100.30
27.91	16.00	109.40

Style 3 - Case Height: 910mm

Detailed Data

Emitter Height: 795mm
Fin Height: 795mm



Emitter Type: Case Depth:	
Case Length (mm)	Emitter Length (mm)
700	400
800	500
900	600
1000	700
1100	800
1200	900
1300	1000
1400	1100
1500	1200
1600	1300
1700	1400
1800	1500
1900	1600
2000	1700
2100	1800
2200	1900
2300	2000
2400	2100
2500	2200
2600	2300
2700	2400
2800	2500
2900	2600
3000	2700

E11 103mm	
ΔT50	ΔT56
482	558
602	698
722	837
843	977
963	1116
1084	1256
1204	1395
1324	1535
1445	1674
1565	1814
1686	1953
1806	2093
1926	2232
2047	2372
2167	2511
2288	2651
2408	2790
2528	2930
2649	3069
2769	3209
2890	3348
3010	3488
3130	3627
3251	3767

E12 153mm	
ΔT50	ΔT56
609	705
761	882
913	1058
1065	1234
1218	1410
1370	1587
1522	1763
1674	1939
1826	2116
1979	2292
2131	2468
2283	2645
2435	2821
2587	2997
2740	3173
2892	3350
3044	3526
3196	3702
3348	3879
3501	4055
3653	4231
3805	4408
3957	4584
4109	4760

E22 176mm	
ΔT50	ΔT56
912	1057
1141	1322
1369	1586
1597	1850
1825	2114
2053	2379
2281	2643
2509	2907
2737	3172
2965	3436
3193	3700
3422	3965
3650	4229
3878	4493
4106	4757
4334	5022
4562	5286
4790	5550
5018	5815
5246	6079
5474	6343
5703	6608
5931	6872
6159	7136

E24 259mm	
ΔT50	ΔT56
1128	1307
1410	1634
1691	1960
1973	2287
2255	2614
2537	2940
2819	3267
3101	3594
3383	3920
3665	4247
3947	4574
4229	4901
4510	5227
4792	5554
5074	5881
5356	6207
5638	6534
5920	6861
6202	7187
6484	7514
6766	7841
7048	8168
7329	8494
7611	8821

*Note: It is recommended that the case length is 300mm longer than emitter length. However, this will vary depending on the valve option selected. For LST over 3000mm long a joiner bracket is required - for further information please contact Merriott Radiators.

Per Metre
Emitter Height (mm)
143
215
288
360
433
505
578
650
723
795
868

E11		
Surface Area (m ²)	Water Content (l)	Dry Weight (kg)
1.39	1.05	6.75
2.09	1.81	10.10
2.78	2.58	13.50
3.47	3.20	17.20
4.17	4.01	20.65
4.87	4.80	24.05
5.56	5.43	27.50
6.26	6.10	30.90
6.95	6.84	34.15
7.65	7.56	37.35
7.82	8.30	40.60

E12		
Surface Area (m ²)	Water Content (l)	Dry Weight (kg)
2.43	1.05	9.25
3.65	1.81	13.94
4.87	2.58	18.71
6.08	3.20	24.10
7.30	4.01	28.51
8.52	4.80	32.85
9.74	5.43	37.26
10.95	6.10	41.60
12.17	6.84	46.02
13.39	7.56	50.38
13.56	8.30	54.80

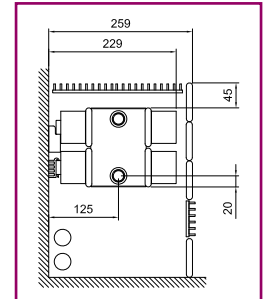
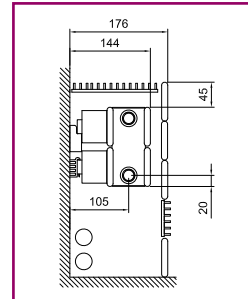
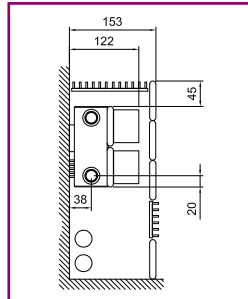
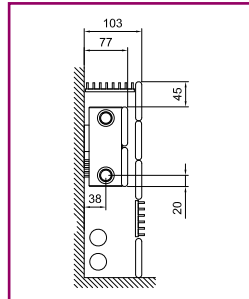
E22		
Surface Area (m ²)	Water Content (l)	Dry Weight (kg)
2.74	2.50	13.67
4.11	3.40	18.22
5.48	4.30	22.84
6.85	5.20	27.40
8.21	7.31	35.81
9.58	8.50	44.10
10.95	10.16	50.51
12.32	11.80	60.80
13.69	13.21	67.56
15.06	14.59	74.24
16.43	16.00	81.00

E24		
Surface Area (m ²)	Water Content (l)	Dry Weight (kg)
4.83	2.50	18.67
7.24	3.40	25.90
9.65	4.30	33.26
12.06	5.20	41.20
14.48	7.31	51.53
16.89	8.50	61.70
19.30	10.16	70.03
21.72	11.80	82.20
24.13	13.21	91.30
26.54	14.59	100.30
27.91	16.00	109.40

Style 4 - Case Height: 350mm

Detailed Data

Emitter Height: 143mm
Fin Height: 143mm



Emitter Type: Case Depth:	
Case Length (mm)	Emitter Length (mm)
700	400
800	500
900	600
1000	700
1100	800
1200	900
1300	1000
1400	1100
1500	1200
1600	1300
1700	1400
1800	1500
1900	1600
2000	1700
2100	1800
2200	1900
2300	2000
2400	2100
2500	2200
2600	2300
2700	2400
2800	2500
2900	2600
3000	2700

E11 103mm	
ΔT50	ΔT56
99	115
124	144
149	172
174	201
198	230
223	258
248	287
273	316
298	344
322	373
347	402
372	431
397	459
422	488
446	517
471	545
496	574
521	603
546	631
570	660
595	689
620	718
645	746
670	775

E12 153mm	
ΔT50	ΔT56
144	166
180	208
215	250
251	291
287	333
323	374
359	416
395	458
431	499
467	541
503	582
539	624
574	666
610	707
646	749
682	790
718	832
754	874
790	915
826	957
862	998
898	1040
933	1082
969	1123

E22 176mm	
ΔT50	ΔT56
244	282
305	353
366	424
427	494
488	565
549	635
610	706
671	777
732	847
793	918
854	988
915	1059
976	1130
1037	1200
1098	1271
1159	1341
1220	1412
1281	1483
1342	1553
1403	1624
1464	1694
1525	1765
1586	1836
1647	1906

E24 259mm	
ΔT50	ΔT56
320	370
400	463
479	556
559	648
639	741
719	833
799	926
879	1019
959	1111
1039	1204
1119	1296
1199	1389
1278	1482
1358	1574
1438	1667
1518	1759
1598	1852
1678	1945
1758	2037
1838	2130
1918	2222
1998	2315
2077	2408
2157	2500

*Note: It is recommended that the case length is 300mm longer than emitter length. However, this will vary depending on the valve option selected. For LST over 3000mm long a joiner bracket is required - for further information please contact Merriott Radiators.

Per Metre
Emitter Height (mm)
143
215
288
360
433
505
578
650
723
795
868

E11		
Surface Area (m ²)	Water Content (l)	Dry Weight (kg)
1.39	1.05	6.75
2.09	1.81	10.10
2.78	2.58	13.50
3.47	3.20	17.20
4.17	4.01	20.65
4.87	4.80	24.05
5.56	5.43	27.50
6.26	6.10	30.90
6.95	6.84	34.15
7.65	7.56	37.35
7.82	8.30	40.60

E12		
Surface Area (m ²)	Water Content (l)	Dry Weight (kg)
2.43	1.05	9.25
3.65	1.81	13.94
4.87	2.58	18.71
6.08	3.20	24.10
7.30	4.01	28.51
8.52	4.80	32.85
9.74	5.43	37.26
10.95	6.10	41.60
12.17	6.84	46.02
13.39	7.56	50.38
13.56	8.30	54.80

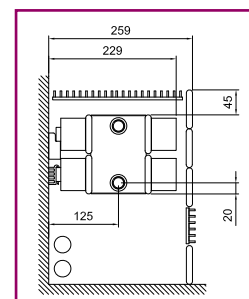
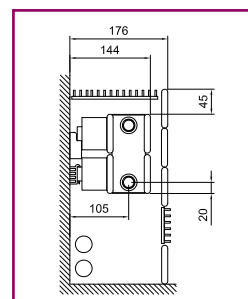
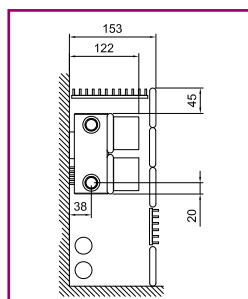
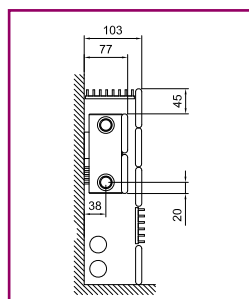
E22		
Surface Area (m ²)	Water Content (l)	Dry Weight (kg)
2.74	2.50	13.67
4.11	3.40	18.22
5.48	4.30	22.84
6.85	5.20	27.40
8.21	7.31	35.81
9.58	8.50	44.10
10.95	10.16	50.51
12.32	11.80	60.80
13.69	13.21	67.56
15.06	14.59	74.24
16.43	16.00	81.00

E24		
Surface Area (m ²)	Water Content (l)	Dry Weight (kg)
4.83	2.50	18.67
7.24	3.40	25.90
9.65	4.30	33.26
12.06	5.20	41.20
14.48	7.31	51.53
16.89	8.50	61.70
19.30	10.16	70.03
21.72	11.80	82.20
24.13	13.21	91.30
26.54	14.59	100.30
27.91	16.00	109.40

Style 4 - Case Height: 420mm

Detailed Data

Emitter Height: 215mm
Fin Height: 215mm



Emitter Type: Case Depth:	
Case Length (mm)	Emitter Length (mm)
700	400
800	500
900	600
1000	700
1100	800
1200	900
1300	1000
1400	1100
1500	1200
1600	1300
1700	1400
1800	1500
1900	1600
2000	1700
2100	1800
2200	1900
2300	2000
2400	2100
2500	2200
2600	2300
2700	2400
2800	2500
2900	2600
3000	2700

E11 103mm	
ΔT50	ΔT56
145	168
182	210
218	252
254	294
290	336
327	378
363	420
399	462
436	504
472	546
508	588
545	630
581	672
617	714
653	756
690	798
726	840
762	882
799	924
835	966
871	1008
908	1050
944	1092
980	1134

E12 153mm	
ΔT50	ΔT56
204	237
256	296
307	355
358	414
409	474
460	533
511	592
562	651
613	710
664	770
715	829
767	888
818	947
869	1006
920	1066
971	1125
1022	1184
1073	1243
1124	1302
1175	1362
1226	1421
1278	1480
1329	1539
1380	1598

E22 176mm	
ΔT50	ΔT56
335	388
419	486
503	583
587	680
670	777
754	874
838	971
922	1068
1006	1165
1089	1262
1173	1359
1257	1457
1341	1554
1425	1651
1508	1748
1592	1845
1676	1942
1760	2039
1844	2136
1927	2233
2011	2330
2095	2428
2179	2525
2263	2622

E24 259mm	
ΔT50	ΔT56
439	508
549	636
658	763
768	890
878	1017
987	1144
1097	1271
1207	1398
1316	1525
1426	1652
1536	1779
1646	1907
1755	2034
1865	2161
1975	2288
2084	2415
2194	2542
2304	2669
2413	2796
2523	2923
2633	3050
2743	3178
2852	3305
2962	3432

*Note: It is recommended that the case length is 300mm longer than emitter length. However, this will vary depending on the valve option selected. For LST over 3000mm long a joiner bracket is required - for further information please contact Merriott Radiators.

Per Metre
Emitter Height (mm)
143
215
288
360
433
505
578
650
723
795
868

E11		
Surface Area (m ²)	Water Content (l)	Dry Weight (kg)
1.39	1.05	6.75
2.09	1.81	10.10
2.78	2.58	13.50
3.47	3.20	17.20
4.17	4.01	20.65
4.87	4.80	24.05
5.56	5.43	27.50
6.26	6.10	30.90
6.95	6.84	34.15
7.65	7.56	37.35
7.82	8.30	40.60

E12		
Surface Area (m ²)	Water Content (l)	Dry Weight (kg)
2.43	1.05	9.25
3.65	1.81	13.94
4.87	2.58	18.71
6.08	3.20	24.10
7.30	4.01	28.51
8.52	4.80	32.85
9.74	5.43	37.26
10.95	6.10	41.60
12.17	6.84	46.02
13.39	7.56	50.38
13.56	8.30	54.80

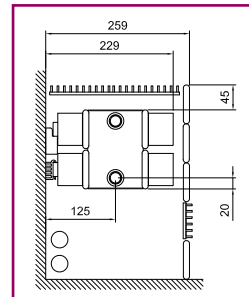
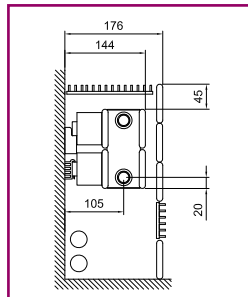
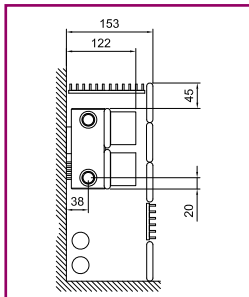
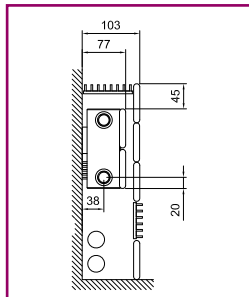
E22		
Surface Area (m ²)	Water Content (l)	Dry Weight (kg)
2.74	2.50	13.67
4.11	3.40	18.22
5.48	4.30	22.84
6.85	5.20	27.40
8.21	7.31	35.81
9.58	8.50	44.10
10.95	10.16	50.51
12.32	11.80	60.80
13.69	13.21	67.56
15.06	14.59	74.24
16.43	16.00	81.00

E24		
Surface Area (m ²)	Water Content (l)	Dry Weight (kg)
4.83	2.50	18.67
7.24	3.40	25.90
9.65	4.30	33.26
12.06	5.20	41.20
14.48	7.31	51.53
16.89	8.50	61.70
19.30	10.16	70.03
21.72	11.80	82.20
24.13	13.21	91.30
26.54	14.59	100.30
27.91	16.00	109.40

Style 4 - Case Height: 490mm

Detailed Data

Emitter Height: 288mm
Fin Height: 288mm



Emitter Type: Case Depth:	
Case Length (mm)	Emitter Length (mm)
700	400
800	500
900	600
1000	700
1100	800
1200	900
1300	1000
1400	1100
1500	1200
1600	1300
1700	1400
1800	1500
1900	1600
2000	1700
2100	1800
2200	1900
2300	2000
2400	2100
2500	2200
2600	2300
2700	2400
2800	2500
2900	2600
3000	2700

E11 103mm	
ΔT50	ΔT56
192	222
240	278
287	333
335	389
383	444
431	500
479	555
527	611
575	666
623	722
671	777
719	833
766	888
814	944
862	999
910	1055
958	1110
1006	1166
1054	1221
1102	1277
1150	1332
1198	1388
1245	1443
1293	1499

E12 153mm	
ΔT50	ΔT56
264	306
330	383
396	459
462	536
528	612
594	689
660	765
726	842
792	918
858	995
924	1071
990	1148
1056	1224
1122	1301
1188	1377
1254	1454
1320	1530
1386	1607
1452	1683
1518	1760
1584	1836
1650	1913
1716	1989
1782	2066

E22 176mm	
ΔT50	ΔT56
420	487
526	609
631	731
736	853
841	974
946	1096
1051	1218
1156	1340
1261	1462
1366	1583
1471	1705
1577	1827
1682	1949
1787	2071
1892	2192
1997	2314
2102	2436
2207	2558
2312	2680
2417	2801
2522	2923
2628	3045
2733	3167
2838	3289

E24 259mm	
ΔT50	ΔT56
550	638
688	797
825	956
963	1116
1100	1275
1238	1435
1375	1594
1513	1753
1650	1913
1788	2072
1925	2232
2063	2391
2200	2550
2338	2710
2475	2869
2613	3029
2750	3188
2888	3347
3025	3507
3163	3666
3300	3826
3438	3985
3575	4144
3713	4304

*Note: It is recommended that the case length is 300mm longer than emitter length. However, this will vary depending on the valve option selected. For LST over 3000mm long a joiner bracket is required - for further information please contact Merriott Radiators.

Per Metre
Emitter Height (mm)
143
215
288
360
433
505
578
650
723
795
868

E11		
Surface Area (m ²)	Water Content (l)	Dry Weight (kg)
1.39	1.05	6.75
2.09	1.81	10.10
2.78	2.58	13.50
3.47	3.20	17.20
4.17	4.01	20.65
4.87	4.80	24.05
5.56	5.43	27.50
6.26	6.10	30.90
6.95	6.84	34.15
7.65	7.56	37.35
7.82	8.30	40.60

E12		
Surface Area (m ²)	Water Content (l)	Dry Weight (kg)
2.43	1.05	9.25
3.65	1.81	13.94
4.87	2.58	18.71
6.08	3.20	24.10
7.30	4.01	28.51
8.52	4.80	32.85
9.74	5.43	37.26
10.95	6.10	41.60
12.17	6.84	46.02
13.39	7.56	50.38
13.56	8.30	54.80

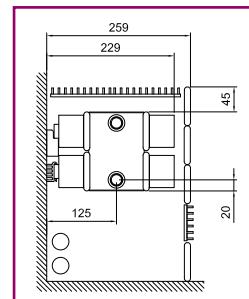
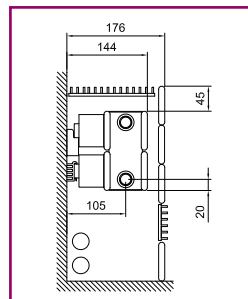
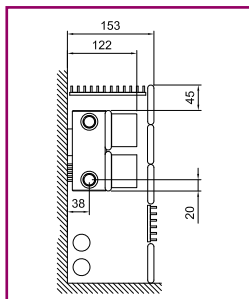
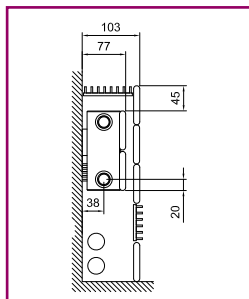
E22		
Surface Area (m ²)	Water Content (l)	Dry Weight (kg)
2.74	2.50	13.67
4.11	3.40	18.22
5.48	4.30	22.84
6.85	5.20	27.40
8.21	7.31	35.81
9.58	8.50	44.10
10.95	10.16	50.51
12.32	11.80	60.80
13.69	13.21	67.56
15.06	14.59	74.24
16.43	16.00	81.00

E24		
Surface Area (m ²)	Water Content (l)	Dry Weight (kg)
4.83	2.50	18.67
7.24	3.40	25.90
9.65	4.30	33.26
12.06	5.20	41.20
14.48	7.31	51.53
16.89	8.50	61.70
19.30	10.16	70.03
21.72	11.80	82.20
24.13	13.21	91.30
26.54	14.59	100.30
27.91	16.00	109.40

Style 4 - Case Height: 560mm

Detailed Data

Emitter Height: 360mm
Fin Height: 360mm



Emitter Type: Case Depth:	
Case Length (mm)	Emitter Length (mm)
700	400
800	500
900	600
1000	700
1100	800
1200	900
1300	1000
1400	1100
1500	1200
1600	1300
1700	1400
1800	1500
1900	1600
2000	1700
2100	1800
2200	1900
2300	2000
2400	2100
2500	2200
2600	2300
2700	2400
2800	2500
2900	2600
3000	2700

E11 103mm	
ΔT50	ΔT56
252	292
315	365
378	438
441	511
504	584
567	657
630	730
693	803
756	876
819	949
882	1022
945	1095
1008	1168
1071	1241
1134	1314
1197	1387
1260	1460
1323	1533
1386	1606
1449	1679
1512	1752
1575	1825
1638	1898
1701	1971

E12 153mm	
ΔT50	ΔT56
332	385
416	481
499	577
582	673
665	770
748	866
831	962
914	1058
997	1154
1080	1251
1163	1347
1247	1443
1330	1539
1413	1635
1496	1732
1579	1828
1662	1924
1745	2020
1828	2116
1911	2213
1994	2309
2078	2405
2161	2501
2244	2597

E22 176mm	
ΔT50	ΔT56
499	578
624	723
749	868
874	1012
998	1157
1123	1301
1248	1446
1373	1591
1498	1735
1622	1880
1747	2024
1872	2169
1997	2314
2122	2458
2246	2603
2371	2747
2496	2892
2621	3037
2746	3181
2870	3326
2995	3470
3120	3615
3245	3760
3370	3904

E24 259mm	
ΔT50	ΔT56
664	770
831	963
997	1155
1163	1348
1329	1540
1495	1733
1661	1925
1827	2118
1993	2310
2159	2503
2325	2695
2492	2888
2658	3080
2824	3273
2990	3465
3156	3658
3322	3850
3488	4043
3654	4235
3820	4428
3986	4620
4153	4813
4319	5005
4485	5198

*Note: It is recommended that the case length is 300mm longer than emitter length. However, this will vary depending on the valve option selected. For LST over 3000mm long a joiner bracket is required - for further information please contact Merriott Radiators.

Per Metre
Emitter Height (mm)
143
215
288
360
433
505
578
650
723
795
868

E11		
Surface Area (m ²)	Water Content (l)	Dry Weight (kg)
1.39	1.05	6.75
2.09	1.81	10.10
2.78	2.58	13.50
3.47	3.20	17.20
4.17	4.01	20.65
4.87	4.80	24.05
5.56	5.43	27.50
6.26	6.10	30.90
6.95	6.84	34.15
7.65	7.56	37.35
7.82	8.30	40.60

E12		
Surface Area (m ²)	Water Content (l)	Dry Weight (kg)
2.43	1.05	9.25
3.65	1.81	13.94
4.87	2.58	18.71
6.08	3.20	24.10
7.30	4.01	28.51
8.52	4.80	32.85
9.74	5.43	37.26
10.95	6.10	41.60
12.17	6.84	46.02
13.39	7.56	50.38
13.56	8.30	54.80

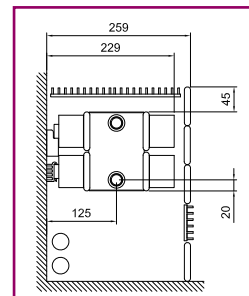
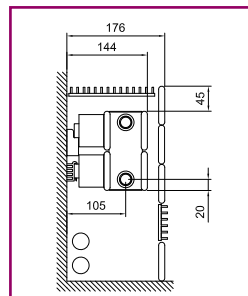
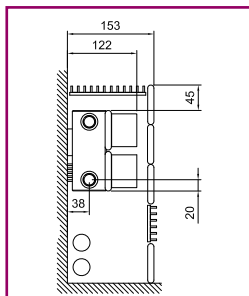
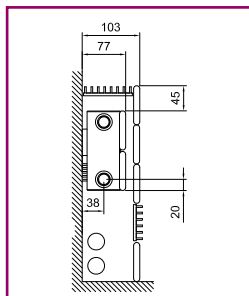
E22		
Surface Area (m ²)	Water Content (l)	Dry Weight (kg)
2.74	2.50	13.67
4.11	3.40	18.22
5.48	4.30	22.84
6.85	5.20	27.40
8.21	7.31	35.81
9.58	8.50	44.10
10.95	10.16	50.51
12.32	11.80	60.80
13.69	13.21	67.56
15.06	14.59	74.24
16.43	16.00	81.00

E24		
Surface Area (m ²)	Water Content (l)	Dry Weight (kg)
4.83	2.50	18.67
7.24	3.40	25.90
9.65	4.30	33.26
12.06	5.20	41.20
14.48	7.31	51.53
16.89	8.50	61.70
19.30	10.16	70.03
21.72	11.80	82.20
24.13	13.21	91.30
26.54	14.59	100.30
27.91	16.00	109.40

Style 4 - Case Height: 630mm

Detailed Data

Emitter Height: 433mm
Fin Height: 433mm



Emitter Type: Case Depth:	
Case Length (mm)	Emitter Length (mm)
700	400
800	500
900	600
1000	700
1100	800
1200	900
1300	1000
1400	1100
1500	1200
1600	1300
1700	1400
1800	1500
1900	1600
2000	1700
2100	1800
2200	1900
2300	2000
2400	2100
2500	2200
2600	2300
2700	2400
2800	2500
2900	2600
3000	2700

E11 103mm	
ΔT50	ΔT56
294	340
367	426
440	511
514	596
587	681
661	766
734	851
807	936
881	1021
954	1106
1028	1191
1101	1277
1174	1362
1248	1447
1321	1532
1395	1617
1468	1702
1541	1787
1615	1872
1688	1957
1762	2042
1835	2128
1908	2213
1982	2298

E12 153mm	
ΔT50	ΔT56
378	437
472	547
566	656
661	765
755	874
850	984
944	1093
1038	1202
1133	1312
1227	1421
1322	1530
1416	1640
1510	1749
1605	1858
1699	1967
1794	2077
1888	2186
1982	2295
2077	2405
2171	2514
2266	2623
2360	2733
2454	2842
2549	2951

E22 176mm	
ΔT50	ΔT56
575	667
719	834
863	1000
1007	1167
1150	1334
1294	1500
1438	1667
1582	1834
1726	2000
1869	2167
2013	2334
2157	2501
2301	2667
2445	2834
2588	3001
2732	3167
2876	3334
3020	3501
3164	3667
3307	3834
3451	4001
3595	4168
3739	4334
3883	4501

E24 259mm	
ΔT50	ΔT56
758	878
948	1098
1137	1318
1327	1537
1516	1757
1706	1976
1895	2196
2085	2416
2274	2635
2464	2855
2653	3074
2843	3294
3032	3514
3222	3733
3411	3953
3601	4172
3790	4392
3980	4612
4169	4831
4359	5051
4548	5270
4738	5490
4927	5710
5117	5929

*Note: It is recommended that the case length is 300mm longer than emitter length. However, this will vary depending on the valve option selected. For LST over 3000mm long a joiner bracket is required - for further information please contact Merriott Radiators.

Per Metre
Emitter Height (mm)
143
215
288
360
433
505
578
650
723
795
868

E11		
Surface Area (m ²)	Water Content (l)	Dry Weight (kg)
1.39	1.05	6.75
2.09	1.81	10.10
2.78	2.58	13.50
3.47	3.20	17.20
4.17	4.01	20.65
4.87	4.80	24.05
5.56	5.43	27.50
6.26	6.10	30.90
6.95	6.84	34.15
7.65	7.56	37.35
7.82	8.30	40.60

E12		
Surface Area (m ²)	Water Content (l)	Dry Weight (kg)
2.43	1.05	9.25
3.65	1.81	13.94
4.87	2.58	18.71
6.08	3.20	24.10
7.30	4.01	28.51
8.52	4.80	32.85
9.74	5.43	37.26
10.95	6.10	41.60
12.17	6.84	46.02
13.39	7.56	50.38
13.56	8.30	54.80

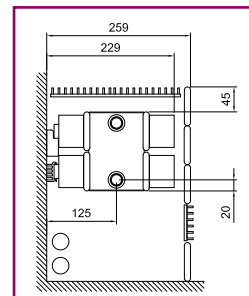
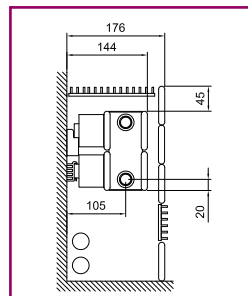
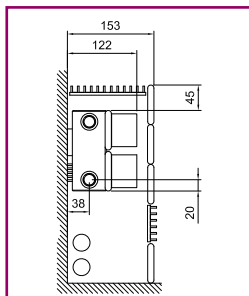
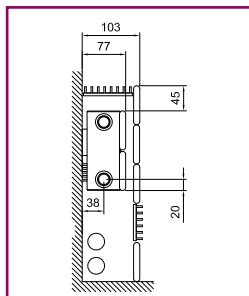
E22		
Surface Area (m ²)	Water Content (l)	Dry Weight (kg)
2.74	2.50	13.67
4.11	3.40	18.22
5.48	4.30	22.84
6.85	5.20	27.40
8.21	7.31	35.81
9.58	8.50	44.10
10.95	10.16	50.51
12.32	11.80	60.80
13.69	13.21	67.56
15.06	14.59	74.24
16.43	16.00	81.00

E24		
Surface Area (m ²)	Water Content (l)	Dry Weight (kg)
4.83	2.50	18.67
7.24	3.40	25.90
9.65	4.30	33.26
12.06	5.20	41.20
14.48	7.31	51.53
16.89	8.50	61.70
19.30	10.16	70.03
21.72	11.80	82.20
24.13	13.21	91.30
26.54	14.59	100.30
27.91	16.00	109.40

Style 4 - Case Height: 700mm

Detailed Data

Emitter Height: 505mm
Fin Height: 505mm



Emitter Type: Case Depth:	
Case Length (mm)	Emitter Length (mm)
700	400
800	500
900	600
1000	700
1100	800
1200	900
1300	1000
1400	1100
1500	1200
1600	1300
1700	1400
1800	1500
1900	1600
2000	1700
2100	1800
2200	1900
2300	2000
2400	2100
2500	2200
2600	2300
2700	2400
2800	2500
2900	2600
3000	2700

E11 103mm	
ΔT50	ΔT56
333	386
417	483
500	580
583	676
666	773
750	869
833	966
916	1063
1000	1159
1083	1256
1166	1352
1250	1449
1333	1546
1416	1642
1499	1739
1583	1835
1666	1932
1749	2029
1833	2125
1916	2222
1999	2318
2083	2415
2166	2512
2249	2608

E12 153mm	
ΔT50	ΔT56
422	489
528	611
633	733
739	855
844	978
950	1100
1055	1222
1161	1344
1266	1466
1372	1589
1477	1711
1583	1833
1688	1955
1794	2077
1899	2200
2005	2322
2110	2444
2216	2566
2321	2688
2427	2811
2532	2933
2638	3055
2743	3177
2849	3299

E22 176mm	
ΔT50	ΔT56
647	750
809	938
971	1125
1133	1313
1294	1500
1456	1688
1618	1875
1780	2063
1942	2250
2103	2438
2265	2625
2427	2813
2589	3000
2751	3188
2912	3375
3074	3563
3236	3750
3398	3938
3560	4125
3721	4313
3883	4500
4045	4688
4207	4875
4369	5063

E24 259mm	
ΔT50	ΔT56
844	978
1055	1222
1265	1466
1476	1711
1687	1955
1898	2200
2109	2444
2320	2688
2531	2933
2742	3177
2953	3422
3164	3666
3374	3910
3585	4155
3796	4399
4007	4644
4218	4888
4429	5132
4640	5377
4851	5621
5062	5866
5273	6110
5483	6354
5694	6599

*Note: It is recommended that the case length is 300mm longer than emitter length. However, this will vary depending on the valve option selected. For LST over 3000mm long a joiner bracket is required - for further information please contact Merriott Radiators.

Per Metre
Emitter Height (mm)
143
215
288
360
433
505
578
650
723
795
868

E11		
Surface Area (m ²)	Water Content (l)	Dry Weight (kg)
1.39	1.05	6.75
2.09	1.81	10.10
2.78	2.58	13.50
3.47	3.20	17.20
4.17	4.01	20.65
4.87	4.80	24.05
5.56	5.43	27.50
6.26	6.10	30.90
6.95	6.84	34.15
7.65	7.56	37.35
7.82	8.30	40.60

E12		
Surface Area (m ²)	Water Content (l)	Dry Weight (kg)
2.43	1.05	9.25
3.65	1.81	13.94
4.87	2.58	18.71
6.08	3.20	24.10
7.30	4.01	28.51
8.52	4.80	32.85
9.74	5.43	37.26
10.95	6.10	41.60
12.17	6.84	46.02
13.39	7.56	50.38
13.56	8.30	54.80

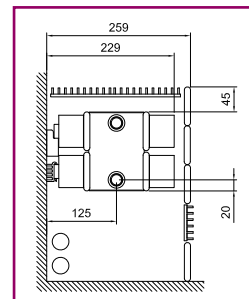
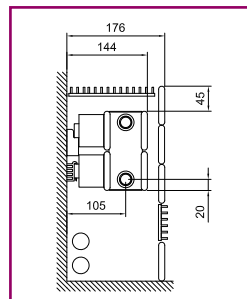
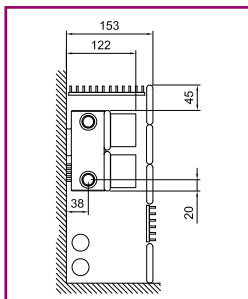
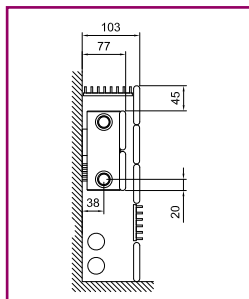
E22		
Surface Area (m ²)	Water Content (l)	Dry Weight (kg)
2.74	2.50	13.67
4.11	3.40	18.22
5.48	4.30	22.84
6.85	5.20	27.40
8.21	7.31	35.81
9.58	8.50	44.10
10.95	10.16	50.51
12.32	11.80	60.80
13.69	13.21	67.56
15.06	14.59	74.24
16.43	16.00	81.00

E24		
Surface Area (m ²)	Water Content (l)	Dry Weight (kg)
4.83	2.50	18.67
7.24	3.40	25.90
9.65	4.30	33.26
12.06	5.20	41.20
14.48	7.31	51.53
16.89	8.50	61.70
19.30	10.16	70.03
21.72	11.80	82.20
24.13	13.21	91.30
26.54	14.59	100.30
27.91	16.00	109.40

Style 4 - Case Height: 770mm

Detailed Data

Emitter Height: 578mm
Fin Height: 578mm



Emitter Type: Case Depth:	
Case Length (mm)	Emitter Length (mm)
700	400
800	500
900	600
1000	700
1100	800
1200	900
1300	1000
1400	1100
1500	1200
1600	1300
1700	1400
1800	1500
1900	1600
2000	1700
2100	1800
2200	1900
2300	2000
2400	2100
2500	2200
2600	2300
2700	2400
2800	2500
2900	2600
3000	2700

E11 103mm	
ΔT50	ΔT56
372	431
466	539
559	647
652	755
745	862
838	970
931	1078
1024	1186
1117	1294
1210	1401
1303	1509
1397	1617
1490	1725
1583	1833
1676	1940
1769	2048
1862	2156
1955	2264
2048	2372
2141	2479
2234	2587
2328	2695
2421	2803
2514	2911

E12 153mm	
ΔT50	ΔT56
468	542
585	678
702	814
819	949
936	1085
1053	1220
1170	1356
1287	1492
1404	1627
1521	1763
1638	1898
1755	2034
1872	2170
1989	2305
2106	2441
2223	2576
2340	2712
2457	2848
2574	2983
2691	3119
2808	3254
2925	3390
3042	3526
3159	3661

E22 176mm	
ΔT50	ΔT56
717	831
897	1039
1076	1246
1255	1454
1434	1662
1614	1869
1793	2077
1972	2285
2152	2492
2331	2700
2510	2908
2690	3116
2869	3323
3048	3531
3227	3739
3407	3946
3586	4154
3765	4362
3945	4569
4124	4777
4303	4985
4483	5193
4662	5400
4841	5608

E24 259mm	
ΔT50	ΔT56
925	1072
1157	1341
1388	1609
1619	1877
1850	2145
2082	2413
2313	2681
2544	2949
2776	3217
3007	3485
3238	3753
3470	4022
3701	4290
3932	4558
4163	4826
4395	5094
4626	5362
4857	5630
5089	5898
5320	6166
5551	6434
5783	6703
6014	6971
6245	7239

*Note: It is recommended that the case length is 300mm longer than emitter length. However, this will vary depending on the valve option selected. For LST over 3000mm long a joiner bracket is required - for further information please contact Merriott Radiators.

Per Metre
Emitter Height (mm)
143
215
288
360
433
505
578
650
723
795
868

E11		
Surface Area (m ²)	Water Content (l)	Dry Weight (kg)
1.39	1.05	6.75
2.09	1.81	10.10
2.78	2.58	13.50
3.47	3.20	17.20
4.17	4.01	20.65
4.87	4.80	24.05
5.56	5.43	27.50
6.26	6.10	30.90
6.95	6.84	34.15
7.65	7.56	37.35
7.82	8.30	40.60

E12		
Surface Area (m ²)	Water Content (l)	Dry Weight (kg)
2.43	1.05	9.25
3.65	1.81	13.94
4.87	2.58	18.71
6.08	3.20	24.10
7.30	4.01	28.51
8.52	4.80	32.85
9.74	5.43	37.26
10.95	6.10	41.60
12.17	6.84	46.02
13.39	7.56	50.38
13.56	8.30	54.80

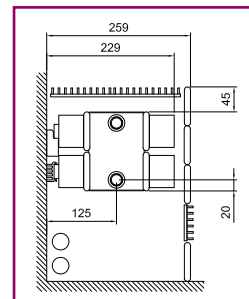
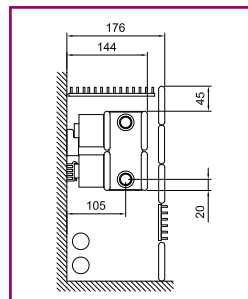
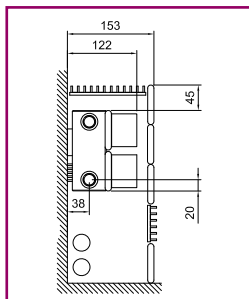
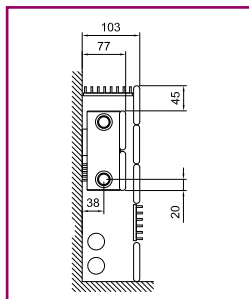
E22		
Surface Area (m ²)	Water Content (l)	Dry Weight (kg)
2.74	2.50	13.67
4.11	3.40	18.22
5.48	4.30	22.84
6.85	5.20	27.40
8.21	7.31	35.81
9.58	8.50	44.10
10.95	10.16	50.51
12.32	11.80	60.80
13.69	13.21	67.56
15.06	14.59	74.24
16.43	16.00	81.00

E24		
Surface Area (m ²)	Water Content (l)	Dry Weight (kg)
4.83	2.50	18.67
7.24	3.40	25.90
9.65	4.30	33.26
12.06	5.20	41.20
14.48	7.31	51.53
16.89	8.50	61.70
19.30	10.16	70.03
21.72	11.80	82.20
24.13	13.21	91.30
26.54	14.59	100.30
27.91	16.00	109.40

Style 4 - Case Height: 840mm

Detailed Data

Emitter Height: 650mm
Fin Height: 650mm



Emitter Type: Case Depth:	
Case Length (mm)	Emitter Length (mm)
700	400
800	500
900	600
1000	700
1100	800
1200	900
1300	1000
1400	1100
1500	1200
1600	1300
1700	1400
1800	1500
1900	1600
2000	1700
2100	1800
2200	1900
2300	2000
2400	2100
2500	2200
2600	2300
2700	2400
2800	2500
2900	2600
3000	2700

E11 103mm	
ΔT50	ΔT56
410	474
512	593
614	712
717	830
819	949
922	1067
1024	1186
1126	1305
1229	1423
1331	1542
1434	1660
1536	1779
1638	1898
1741	2016
1843	2135
1946	2253
2048	2372
2150	2491
2253	2609
2355	2728
2458	2846
2560	2965
2662	3084
2765	3202

E12 153mm	
ΔT50	ΔT56
514	596
643	745
772	894
900	1043
1029	1192
1157	1341
1286	1490
1415	1639
1543	1788
1672	1937
1800	2086
1929	2235
2058	2384
2186	2533
2315	2682
2443	2831
2572	2980
2701	3129
2829	3278
2958	3427
3086	3576
3215	3725
3344	3874
3472	4023

E22 176mm	
ΔT50	ΔT56
784	908
980	1136
1176	1363
1372	1590
1568	1817
1764	2044
1960	2271
2156	2498
2352	2725
2548	2952
2744	3179
2940	3407
3136	3634
3332	3861
3528	4088
3724	4315
3920	4542
4116	4769
4312	4996
4508	5223
4704	5450
4900	5678
5096	5905
5292	6132

E24 259mm	
ΔT50	ΔT56
999	1158
1249	1448
1499	1737
1749	2027
1998	2316
2248	2606
2498	2895
2748	3185
2998	3474
3247	3764
3497	4053
3747	4343
3997	4632
4247	4922
4496	5211
4746	5501
4996	5790
5246	6080
5496	6369
5745	6659
5995	6948
6245	7238
6495	7527
6745	7817

*Note: It is recommended that the case length is 300mm longer than emitter length. However, this will vary depending on the valve option selected. For LST over 3000mm long a joiner bracket is required - for further information please contact Merriott Radiators.

Per Metre
Emitter Height (mm)
143
215
288
360
433
505
578
650
723
795
868

E11		
Surface Area (m ²)	Water Content (l)	Dry Weight (kg)
1.39	1.05	6.75
2.09	1.81	10.10
2.78	2.58	13.50
3.47	3.20	17.20
4.17	4.01	20.65
4.87	4.80	24.05
5.56	5.43	27.50
6.26	6.10	30.90
6.95	6.84	34.15
7.65	7.56	37.35
7.82	8.30	40.60

E12		
Surface Area (m ²)	Water Content (l)	Dry Weight (kg)
2.43	1.05	9.25
3.65	1.81	13.94
4.87	2.58	18.71
6.08	3.20	24.10
7.30	4.01	28.51
8.52	4.80	32.85
9.74	5.43	37.26
10.95	6.10	41.60
12.17	6.84	46.02
13.39	7.56	50.38
13.56	8.30	54.80

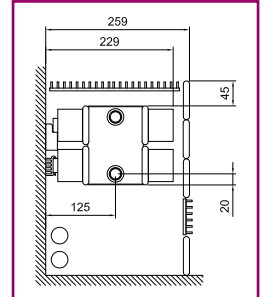
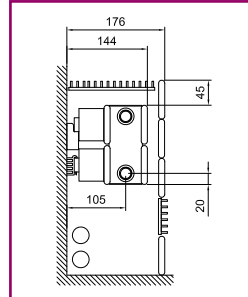
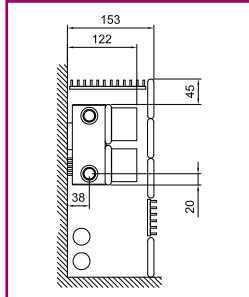
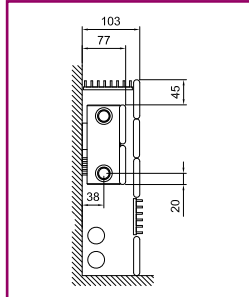
E22		
Surface Area (m ²)	Water Content (l)	Dry Weight (kg)
2.74	2.50	13.67
4.11	3.40	18.22
5.48	4.30	22.84
6.85	5.20	27.40
8.21	7.31	35.81
9.58	8.50	44.10
10.95	10.16	50.51
12.32	11.80	60.80
13.69	13.21	67.56
15.06	14.59	74.24
16.43	16.00	81.00

E24		
Surface Area (m ²)	Water Content (l)	Dry Weight (kg)
4.83	2.50	18.67
7.24	3.40	25.90
9.65	4.30	33.26
12.06	5.20	41.20
14.48	7.31	51.53
16.89	8.50	61.70
19.30	10.16	70.03
21.72	11.80	82.20
24.13	13.21	91.30
26.54	14.59	100.30
27.91	16.00	109.40

Style 4 - Case Height: 910mm

Detailed Data

Emitter Height: 723mm
Fin Height: 723mm



Emitter Type: Case Depth:	
Case Length (mm)	Emitter Length (mm)
700	400
800	500
900	600
1000	700
1100	800
1200	900
1300	1000
1400	1100
1500	1200
1600	1300
1700	1400
1800	1500
1900	1600
2000	1700
2100	1800
2200	1900
2300	2000
2400	2100
2500	2200
2600	2300
2700	2400
2800	2500
2900	2600
3000	2700

E11 103mm	
ΔT50	ΔT56
446	517
558	647
670	776
781	905
893	1034
1004	1164
1116	1293
1228	1422
1339	1552
1451	1681
1562	1810
1674	1940
1786	2069
1897	2198
2009	2327
2120	2457
2232	2586
2344	2715
2455	2845
2567	2974
2678	3103
2790	3233
2902	3362
3013	3491

E12 153mm	
ΔT50	ΔT56
561	650
702	813
842	976
982	1138
1122	1301
1263	1463
1403	1626
1543	1789
1684	1951
1824	2114
1964	2276
2105	2439
2245	2602
2385	2764
2525	2927
2666	3089
2806	3252
2946	3415
3087	3577
3227	3740
3367	3902
3508	4065
3648	4228
3788	4390

E22 176mm	
ΔT50	ΔT56
850	984
1062	1231
1274	1477
1487	1723
1699	1969
1912	2215
2124	2461
2336	2707
2549	2953
2761	3199
2974	3445
3186	3692
3398	3938
3611	4184
3823	4430
4036	4676
4248	4922
4460	5168
4673	5414
4885	5660
5098	5906
5310	6153
5522	6399
5735	6645

E24 259mm	
ΔT50	ΔT56
1067	1236
1334	1546
1601	1855
1868	2164
2134	2473
2401	2782
2668	3091
2935	3400
3202	3709
3468	4018
3735	4327
4002	4637
4269	4946
4536	5255
4802	5564
5069	5873
5336	6182
5603	6491
5870	6800
6136	7109
6403	7418
6670	7728
6937	8037
7204	8346

*Note: It is recommended that the case length is 300mm longer than emitter length. However, this will vary depending on the valve option selected. For LST over 3000mm long a joiner bracket is required - for further information please contact Merriott Radiators.

Per Metre
Emitter Height (mm)
143
215
288
360
433
505
578
650
723
795
868

E11		
Surface Area (m ²)	Water Content (l)	Dry Weight (kg)
1.39	1.05	6.75
2.09	1.81	10.10
2.78	2.58	13.50
3.47	3.20	17.20
4.17	4.01	20.65
4.87	4.80	24.05
5.56	5.43	27.50
6.26	6.10	30.90
6.95	6.84	34.15
7.65	7.56	37.35
7.82	8.30	40.60

E12		
Surface Area (m ²)	Water Content (l)	Dry Weight (kg)
2.43	1.05	9.25
3.65	1.81	13.94
4.87	2.58	18.71
6.08	3.20	24.10
7.30	4.01	28.51
8.52	4.80	32.85
9.74	5.43	37.26
10.95	6.10	41.60
12.17	6.84	46.02
13.39	7.56	50.38
13.56	8.30	54.80

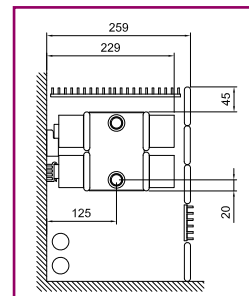
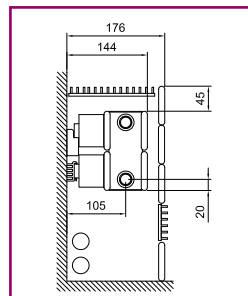
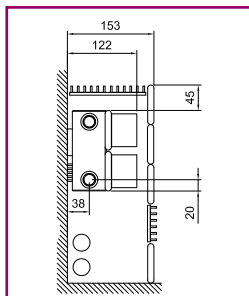
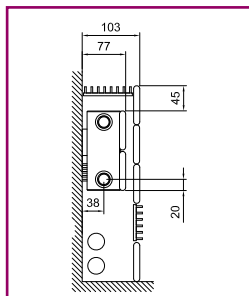
E22		
Surface Area (m ²)	Water Content (l)	Dry Weight (kg)
2.74	2.50	13.67
4.11	3.40	18.22
5.48	4.30	22.84
6.85	5.20	27.40
8.21	7.31	35.81
9.58	8.50	44.10
10.95	10.16	50.51
12.32	11.80	60.80
13.69	13.21	67.56
15.06	14.59	74.24
16.43	16.00	81.00

E24		
Surface Area (m ²)	Water Content (l)	Dry Weight (kg)
4.83	2.50	18.67
7.24	3.40	25.90
9.65	4.30	33.26
12.06	5.20	41.20
14.48	7.31	51.53
16.89	8.50	61.70
19.30	10.16	70.03
21.72	11.80	82.20
24.13	13.21	91.30
26.54	14.59	100.30
27.91	16.00	109.40

Style 4 - Case Height: 980mm

Detailed Data

Emitter Height: 795mm
Fin Height: 795mm



Emitter Type: Case Depth:	
Case Length (mm)	Emitter Length (mm)
700	400
800	500
900	600
1000	700
1100	800
1200	900
1300	1000
1400	1100
1500	1200
1600	1300
1700	1400
1800	1500
1900	1600
2000	1700
2100	1800
2200	1900
2300	2000
2400	2100
2500	2200
2600	2300
2700	2400
2800	2500
2900	2600
3000	2700

E11 103mm	
ΔT50	ΔT56
482	558
602	698
722	837
843	977
963	1116
1084	1256
1204	1395
1324	1535
1445	1674
1565	1814
1686	1953
1806	2093
1926	2232
2047	2372
2167	2511
2288	2651
2408	2790
2528	2930
2649	3069
2769	3209
2890	3348
3010	3488
3130	3627
3251	3767

E12 153mm	
ΔT50	ΔT56
609	705
761	882
913	1058
1065	1234
1218	1410
1370	1587
1522	1763
1674	1939
1826	2116
1979	2292
2131	2468
2283	2645
2435	2821
2587	2997
2740	3173
2892	3350
3044	3526
3196	3702
3348	3879
3501	4055
3653	4231
3805	4408
3957	4584
4109	4760

E22 176mm	
ΔT50	ΔT56
912	1057
1141	1322
1369	1586
1597	1850
1825	2114
2053	2379
2281	2643
2509	2907
2737	3172
2965	3436
3193	3700
3422	3965
3650	4229
3878	4493
4106	4757
4334	5022
4562	5286
4790	5550
5018	5815
5246	6079
5474	6343
5703	6608
5931	6872
6159	7136

E24 259mm	
ΔT50	ΔT56
1128	1307
1410	1634
1691	1960
1973	2287
2255	2614
2537	2940
2819	3267
3101	3594
3383	3920
3665	4247
3947	4574
4229	4901
4510	5227
4792	5554
5074	5881
5356	6207
5638	6534
5920	6861
6202	7187
6484	7514
6766	7841
7048	8168
7329	8494
7611	8821

*Note: It is recommended that the case length is 300mm longer than emitter length. However, this will vary depending on the valve option selected. For LST over 3000mm long a joiner bracket is required - for further information please contact Merriott Radiators.

Per Metre
Emitter Height (mm)
143
215
288
360
433
505
578
650
723
795
868

E11		
Surface Area (m ²)	Water Content (l)	Dry Weight (kg)
1.39	1.05	6.75
2.09	1.81	10.10
2.78	2.58	13.50
3.47	3.20	17.20
4.17	4.01	20.65
4.87	4.80	24.05
5.56	5.43	27.50
6.26	6.10	30.90
6.95	6.84	34.15
7.65	7.56	37.35
7.82	8.30	40.60

E12		
Surface Area (m ²)	Water Content (l)	Dry Weight (kg)
2.43	1.05	9.25
3.65	1.81	13.94
4.87	2.58	18.71
6.08	3.20	24.10
7.30	4.01	28.51
8.52	4.80	32.85
9.74	5.43	37.26
10.95	6.10	41.60
12.17	6.84	46.02
13.39	7.56	50.38
13.56	8.30	54.80

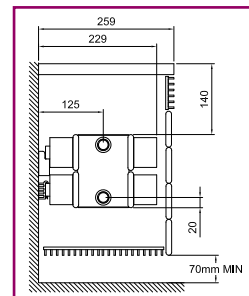
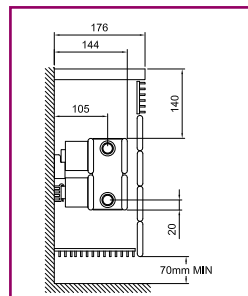
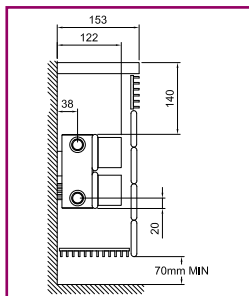
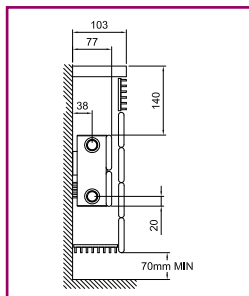
E22		
Surface Area (m ²)	Water Content (l)	Dry Weight (kg)
2.74	2.50	13.67
4.11	3.40	18.22
5.48	4.30	22.84
6.85	5.20	27.40
8.21	7.31	35.81
9.58	8.50	44.10
10.95	10.16	50.51
12.32	11.80	60.80
13.69	13.21	67.56
15.06	14.59	74.24
16.43	16.00	81.00

E24		
Surface Area (m ²)	Water Content (l)	Dry Weight (kg)
4.83	2.50	18.67
7.24	3.40	25.90
9.65	4.30	33.26
12.06	5.20	41.20
14.48	7.31	51.53
16.89	8.50	61.70
19.30	10.16	70.03
21.72	11.80	82.20
24.13	13.21	91.30
26.54	14.59	100.30
27.91	16.00	109.40

Style 6 - Case Height: 445mm

Detailed Data

Emitter Height: 143mm
Fin Height: 143mm



Emitter Type: Case Depth:	
Case Length (mm)	Emitter Length (mm)
700	400
800	500
900	600
1000	700
1100	800
1200	900
1300	1000
1400	1100
1500	1200
1600	1300
1700	1400
1800	1500
1900	1600
2000	1700
2100	1800
2200	1900
2300	2000
2400	2100
2500	2200
2600	2300
2700	2400
2800	2500
2900	2600
3000	2700

E11 103mm	
ΔT50	ΔT56
99	115
124	144
149	172
174	201
198	230
223	258
248	287
273	316
298	344
322	373
347	402
372	431
397	459
422	488
446	517
471	545
496	574
521	603
546	631
570	660
595	689
620	718
645	746
670	775

E12 153mm	
ΔT50	ΔT56
144	166
180	208
215	250
251	291
287	333
323	374
359	416
395	458
431	499
467	541
503	582
539	624
574	666
610	707
646	749
682	790
718	832
754	874
790	915
826	957
862	998
898	1040
933	1082
969	1123

E22 176mm	
ΔT50	ΔT56
244	282
305	353
366	424
427	494
488	565
549	635
610	706
671	777
732	847
793	918
854	988
915	1059
976	1130
1037	1200
1098	1271
1159	1341
1220	1412
1281	1483
1342	1553
1403	1624
1464	1694
1525	1765
1586	1836
1647	1906

E24 259mm	
ΔT50	ΔT56
320	370
400	463
479	556
559	648
639	741
719	833
799	926
879	1019
959	1111
1039	1204
1119	1296
1199	1389
1278	1482
1358	1574
1438	1667
1518	1759
1598	1852
1678	1945
1758	2037
1838	2130
1918	2222
1998	2315
2077	2408
2157	2500

*Note: It is recommended that the case length is 300mm longer than emitter length. However, this will vary depending on the valve option selected. For LST over 3000mm long a joiner bracket is required - for further information please contact Merriott Radiators.

Per Metre
Emitter Height (mm)
143
215
288
360
433
505
578
650
723
795
868

E11		
Surface Area (m ²)	Water Content (l)	Dry Weight (kg)
1.39	1.05	6.75
2.09	1.81	10.10
2.78	2.58	13.50
3.47	3.20	17.20
4.17	4.01	20.65
4.87	4.80	24.05
5.56	5.43	27.50
6.26	6.10	30.90
6.95	6.84	34.15
7.65	7.56	37.35
7.82	8.30	40.60

E12		
Surface Area (m ²)	Water Content (l)	Dry Weight (kg)
2.43	1.05	9.25
3.65	1.81	13.94
4.87	2.58	18.71
6.08	3.20	24.10
7.30	4.01	28.51
8.52	4.80	32.85
9.74	5.43	37.26
10.95	6.10	41.60
12.17	6.84	46.02
13.39	7.56	50.38
13.56	8.30	54.80

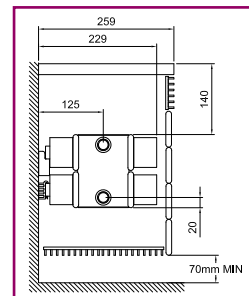
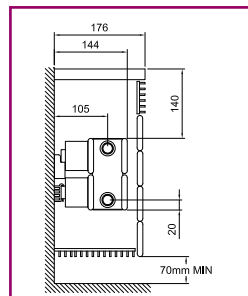
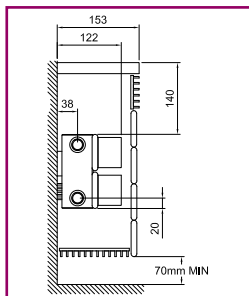
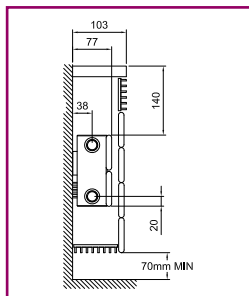
E22		
Surface Area (m ²)	Water Content (l)	Dry Weight (kg)
2.74	2.50	13.67
4.11	3.40	18.22
5.48	4.30	22.84
6.85	5.20	27.40
8.21	7.31	35.81
9.58	8.50	44.10
10.95	10.16	50.51
12.32	11.80	60.80
13.69	13.21	67.56
15.06	14.59	74.24
16.43	16.00	81.00

E24		
Surface Area (m ²)	Water Content (l)	Dry Weight (kg)
4.83	2.50	18.67
7.24	3.40	25.90
9.65	4.30	33.26
12.06	5.20	41.20
14.48	7.31	51.53
16.89	8.50	61.70
19.30	10.16	70.03
21.72	11.80	82.20
24.13	13.21	91.30
26.54	14.59	100.30
27.91	16.00	109.40

Style 6 - Case Height: 515mm

Detailed Data

Emitter Height: 215mm
Fin Height: 215mm



Emitter Type: Case Depth:	
Case Length (mm)	Emitter Length (mm)
700	400
800	500
900	600
1000	700
1100	800
1200	900
1300	1000
1400	1100
1500	1200
1600	1300
1700	1400
1800	1500
1900	1600
2000	1700
2100	1800
2200	1900
2300	2000
2400	2100
2500	2200
2600	2300
2700	2400
2800	2500
2900	2600
3000	2700

E11 103mm	
ΔT50	ΔT56
145	168
182	210
218	252
254	294
290	336
327	378
363	420
399	462
436	504
472	546
508	588
545	630
581	672
617	714
653	756
690	798
726	840
762	882
799	924
835	966
871	1008
908	1050
944	1092
980	1134

E12 153mm	
ΔT50	ΔT56
204	237
256	296
307	355
358	414
409	474
460	533
511	592
562	651
613	710
664	770
715	829
767	888
818	947
869	1006
920	1066
971	1125
1022	1184
1073	1243
1124	1302
1175	1362
1226	1421
1278	1480
1329	1539
1380	1598

E22 176mm	
ΔT50	ΔT56
335	388
419	486
503	583
587	680
670	777
754	874
838	971
922	1068
1006	1165
1089	1262
1173	1359
1257	1457
1341	1554
1425	1651
1508	1748
1592	1845
1676	1942
1760	2039
1844	2136
1927	2233
2011	2330
2095	2428
2179	2525
2263	2622

E24 259mm	
ΔT50	ΔT56
439	508
549	636
658	763
768	890
878	1017
987	1144
1097	1271
1207	1398
1316	1525
1426	1652
1536	1779
1646	1907
1755	2034
1865	2161
1975	2288
2084	2415
2194	2542
2304	2669
2413	2796
2523	2923
2633	3050
2743	3178
2852	3305
2962	3432

*Note: It is recommended that the case length is 300mm longer than emitter length. However, this will vary depending on the valve option selected. For LST over 3000mm long a joiner bracket is required - for further information please contact Merriott Radiators.

Per Metre
Emitter Height (mm)
143
215
288
360
433
505
578
650
723
795
868

E11		
Surface Area (m ²)	Water Content (l)	Dry Weight (kg)
1.39	1.05	6.75
2.09	1.81	10.10
2.78	2.58	13.50
3.47	3.20	17.20
4.17	4.01	20.65
4.87	4.80	24.05
5.56	5.43	27.50
6.26	6.10	30.90
6.95	6.84	34.15
7.65	7.56	37.35
7.82	8.30	40.60

E12		
Surface Area (m ²)	Water Content (l)	Dry Weight (kg)
2.43	1.05	9.25
3.65	1.81	13.94
4.87	2.58	18.71
6.08	3.20	24.10
7.30	4.01	28.51
8.52	4.80	32.85
9.74	5.43	37.26
10.95	6.10	41.60
12.17	6.84	46.02
13.39	7.56	50.38
13.56	8.30	54.80

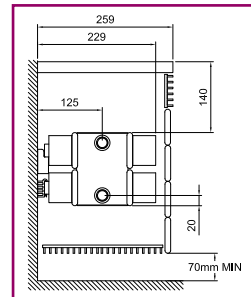
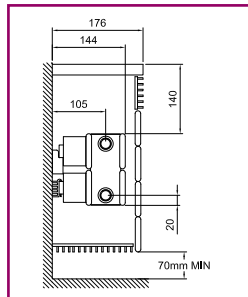
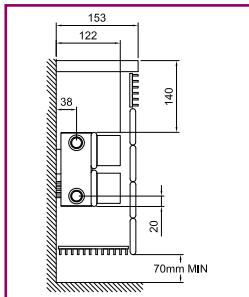
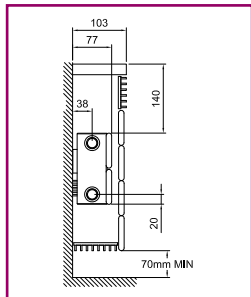
E22		
Surface Area (m ²)	Water Content (l)	Dry Weight (kg)
2.74	2.50	13.67
4.11	3.40	18.22
5.48	4.30	22.84
6.85	5.20	27.40
8.21	7.31	35.81
9.58	8.50	44.10
10.95	10.16	50.51
12.32	11.80	60.80
13.69	13.21	67.56
15.06	14.59	74.24
16.43	16.00	81.00

E24		
Surface Area (m ²)	Water Content (l)	Dry Weight (kg)
4.83	2.50	18.67
7.24	3.40	25.90
9.65	4.30	33.26
12.06	5.20	41.20
14.48	7.31	51.53
16.89	8.50	61.70
19.30	10.16	70.03
21.72	11.80	82.20
24.13	13.21	91.30
26.54	14.59	100.30
27.91	16.00	109.40

Style 6 - Case Height: 585mm

Detailed Data

Emitter Height: 288mm
 Fin Height: 288mm



Emitter Type: Case Depth:	
Case Length (mm)	Emitter Length (mm)
700	400
800	500
900	600
1000	700
1100	800
1200	900
1300	1000
1400	1100
1500	1200
1600	1300
1700	1400
1800	1500
1900	1600
2000	1700
2100	1800
2200	1900
2300	2000
2400	2100
2500	2200
2600	2300
2700	2400
2800	2500
2900	2600
3000	2700

E11 103mm	
ΔT50	ΔT56
192	222
240	278
287	333
335	389
383	444
431	500
479	555
527	611
575	666
623	722
671	777
719	833
766	888
814	944
862	999
910	1055
958	1110
1006	1166
1054	1221
1102	1277
1150	1332
1198	1388
1245	1443
1293	1499

E12 153mm	
ΔT50	ΔT56
264	306
330	383
396	459
462	536
528	612
594	689
660	765
726	842
792	918
858	995
924	1071
990	1148
1056	1224
1122	1301
1188	1377
1254	1454
1320	1530
1386	1607
1452	1683
1518	1760
1584	1836
1650	1913
1716	1989
1782	2066

E22 176mm	
ΔT50	ΔT56
420	487
526	609
631	731
736	853
841	974
946	1096
1051	1218
1156	1340
1261	1462
1366	1583
1471	1705
1577	1827
1682	1949
1787	2071
1892	2192
1997	2314
2102	2436
2207	2558
2312	2680
2417	2801
2522	2923
2628	3045
2733	3167
2838	3289

E24 259mm	
ΔT50	ΔT56
550	638
688	797
825	956
963	1116
1100	1275
1238	1435
1375	1594
1513	1753
1650	1913
1788	2072
1925	2232
2063	2391
2200	2550
2338	2710
2475	2869
2613	3029
2750	3188
2888	3347
3025	3507
3163	3666
3300	3826
3438	3985
3575	4144
3713	4304

*Note: It is recommended that the case length is 300mm longer than emitter length. However, this will vary depending on the valve option selected. For LST over 3000mm long a joiner bracket is required - for further information please contact Merriott Radiators.

Per Metre
Emitter Height (mm)
143
215
288
360
433
505
578
650
723
795
868

E11		
Surface Area (m ²)	Water Content (l)	Dry Weight (kg)
1.39	1.05	6.75
2.09	1.81	10.10
2.78	2.58	13.50
3.47	3.20	17.20
4.17	4.01	20.65
4.87	4.80	24.05
5.56	5.43	27.50
6.26	6.10	30.90
6.95	6.84	34.15
7.65	7.56	37.35
7.82	8.30	40.60

E12		
Surface Area (m ²)	Water Content (l)	Dry Weight (kg)
2.43	1.05	9.25
3.65	1.81	13.94
4.87	2.58	18.71
6.08	3.20	24.10
7.30	4.01	28.51
8.52	4.80	32.85
9.74	5.43	37.26
10.95	6.10	41.60
12.17	6.84	46.02
13.39	7.56	50.38
13.56	8.30	54.80

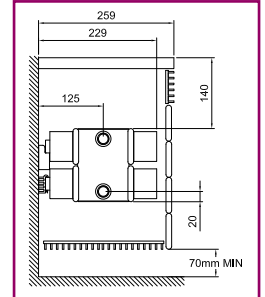
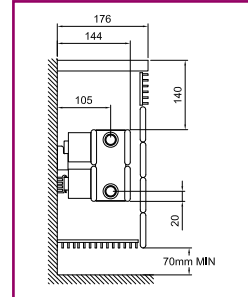
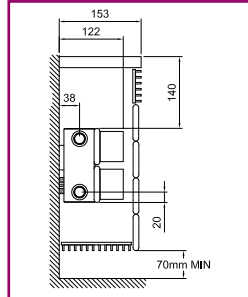
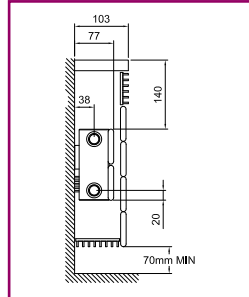
E22		
Surface Area (m ²)	Water Content (l)	Dry Weight (kg)
2.74	2.50	13.67
4.11	3.40	18.22
5.48	4.30	22.84
6.85	5.20	27.40
8.21	7.31	35.81
9.58	8.50	44.10
10.95	10.16	50.51
12.32	11.80	60.80
13.69	13.21	67.56
15.06	14.59	74.24
16.43	16.00	81.00

E24		
Surface Area (m ²)	Water Content (l)	Dry Weight (kg)
4.83	2.50	18.67
7.24	3.40	25.90
9.65	4.30	33.26
12.06	5.20	41.20
14.48	7.31	51.53
16.89	8.50	61.70
19.30	10.16	70.03
21.72	11.80	82.20
24.13	13.21	91.30
26.54	14.59	100.30
27.91	16.00	109.40

Style 6 - Case Height: 655mm

Detailed Data

Emitter Height: 360mm
 Fin Height: 360mm



Emitter Type: Case Depth:	
Case Length (mm)	Emitter Length (mm)
700	400
800	500
900	600
1000	700
1100	800
1200	900
1300	1000
1400	1100
1500	1200
1600	1300
1700	1400
1800	1500
1900	1600
2000	1700
2100	1800
2200	1900
2300	2000
2400	2100
2500	2200
2600	2300
2700	2400
2800	2500
2900	2600
3000	2700

E11 103mm	
ΔT50	ΔT56
252	292
315	365
378	438
441	511
504	584
567	657
630	730
693	803
756	876
819	949
882	1022
945	1095
1008	1168
1071	1241
1134	1314
1197	1387
1260	1460
1323	1533
1386	1606
1449	1679
1512	1752
1575	1825
1638	1898
1701	1971

E12 153mm	
ΔT50	ΔT56
332	385
416	481
499	577
582	673
665	770
748	866
831	962
914	1058
997	1154
1080	1251
1163	1347
1247	1443
1330	1539
1413	1635
1496	1732
1579	1828
1662	1924
1745	2020
1828	2116
1911	2213
1994	2309
2078	2405
2161	2501
2244	2597

E22 176mm	
ΔT50	ΔT56
499	578
624	723
749	868
874	1012
998	1157
1123	1301
1248	1446
1373	1591
1498	1735
1622	1880
1747	2024
1872	2169
1997	2314
2122	2458
2246	2603
2371	2747
2496	2892
2621	3037
2746	3181
2870	3326
2995	3470
3120	3615
3245	3760
3370	3904

E24 259mm	
ΔT50	ΔT56
664	770
831	963
997	1155
1163	1348
1329	1540
1495	1733
1661	1925
1827	2118
1993	2310
2159	2503
2325	2695
2492	2888
2658	3080
2824	3273
2990	3465
3156	3658
3322	3850
3488	4043
3654	4235
3820	4428
3986	4620
4153	4813
4319	5005
4485	5198

*Note: It is recommended that the case length is 300mm longer than emitter length. However, this will vary depending on the valve option selected. For LST over 3000mm long a joiner bracket is required - for further information please contact Merriott Radiators.

Per Metre
Emitter Height (mm)
143
215
288
360
433
505
578
650
723
795
868

E11		
Surface Area (m ²)	Water Content (l)	Dry Weight (kg)
1.39	1.05	6.75
2.09	1.81	10.10
2.78	2.58	13.50
3.47	3.20	17.20
4.17	4.01	20.65
4.87	4.80	24.05
5.56	5.43	27.50
6.26	6.10	30.90
6.95	6.84	34.15
7.65	7.56	37.35
7.82	8.30	40.60

E12		
Surface Area (m ²)	Water Content (l)	Dry Weight (kg)
2.43	1.05	9.25
3.65	1.81	13.94
4.87	2.58	18.71
6.08	3.20	24.10
7.30	4.01	28.51
8.52	4.80	32.85
9.74	5.43	37.26
10.95	6.10	41.60
12.17	6.84	46.02
13.39	7.56	50.38
13.56	8.30	54.80

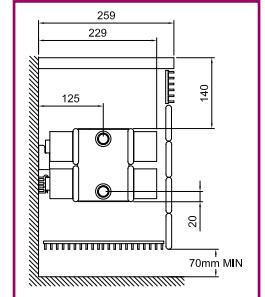
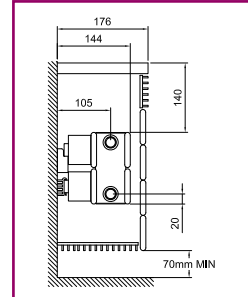
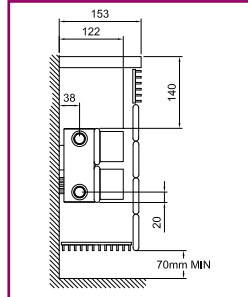
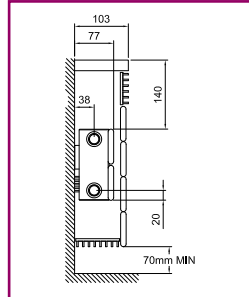
E22		
Surface Area (m ²)	Water Content (l)	Dry Weight (kg)
2.74	2.50	13.67
4.11	3.40	18.22
5.48	4.30	22.84
6.85	5.20	27.40
8.21	7.31	35.81
9.58	8.50	44.10
10.95	10.16	50.51
12.32	11.80	60.80
13.69	13.21	67.56
15.06	14.59	74.24
16.43	16.00	81.00

E24		
Surface Area (m ²)	Water Content (l)	Dry Weight (kg)
4.83	2.50	18.67
7.24	3.40	25.90
9.65	4.30	33.26
12.06	5.20	41.20
14.48	7.31	51.53
16.89	8.50	61.70
19.30	10.16	70.03
21.72	11.80	82.20
24.13	13.21	91.30
26.54	14.59	100.30
27.91	16.00	109.40

Style 6 - Case Height: 725mm

Detailed Data

Emitter Height: 433mm
Fin Height: 433mm



Emitter Type: Case Depth:	
Case Length (mm)	Emitter Length (mm)
700	400
800	500
900	600
1000	700
1100	800
1200	900
1300	1000
1400	1100
1500	1200
1600	1300
1700	1400
1800	1500
1900	1600
2000	1700
2100	1800
2200	1900
2300	2000
2400	2100
2500	2200
2600	2300
2700	2400
2800	2500
2900	2600
3000	2700

E11 103mm	
ΔT50	ΔT56
294	340
367	426
440	511
514	596
587	681
661	766
734	851
807	936
881	1021
954	1106
1028	1191
1101	1277
1174	1362
1248	1447
1321	1532
1395	1617
1468	1702
1541	1787
1615	1872
1688	1957
1762	2042
1835	2128
1908	2213
1982	2298

E12 153mm	
ΔT50	ΔT56
378	437
472	547
566	656
661	765
755	874
850	984
944	1093
1038	1202
1133	1312
1227	1421
1322	1530
1416	1640
1510	1749
1605	1858
1699	1967
1794	2077
1888	2186
1982	2295
2077	2405
2171	2514
2266	2623
2360	2733
2454	2842
2549	2951

E22 176mm	
ΔT50	ΔT56
575	667
719	834
863	1000
1007	1167
1150	1334
1294	1500
1438	1667
1582	1834
1726	2000
1869	2167
2013	2334
2157	2501
2301	2667
2445	2834
2588	3001
2732	3167
2876	3334
3020	3501
3164	3667
3307	3834
3451	4001
3595	4168
3739	4334
3883	4501

E24 259mm	
ΔT50	ΔT56
758	878
948	1098
1137	1318
1327	1537
1516	1757
1706	1976
1895	2196
2085	2416
2274	2635
2464	2855
2653	3074
2843	3294
3032	3514
3222	3733
3411	3953
3601	4172
3790	4392
3980	4612
4169	4831
4359	5051
4548	5270
4738	5490
4927	5710
5117	5929

*Note: It is recommended that the case length is 300mm longer than emitter length. However, this will vary depending on the valve option selected. For LST over 3000mm long a joiner bracket is required - for further information please contact Merriott Radiators.

Per Metre
Emitter Height (mm)
143
215
288
360
433
505
578
650
723
795
868

E11		
Surface Area (m ²)	Water Content (l)	Dry Weight (kg)
1.39	1.05	6.75
2.09	1.81	10.10
2.78	2.58	13.50
3.47	3.20	17.20
4.17	4.01	20.65
4.87	4.80	24.05
5.56	5.43	27.50
6.26	6.10	30.90
6.95	6.84	34.15
7.65	7.56	37.35
7.82	8.30	40.60

E12		
Surface Area (m ²)	Water Content (l)	Dry Weight (kg)
2.43	1.05	9.25
3.65	1.81	13.94
4.87	2.58	18.71
6.08	3.20	24.10
7.30	4.01	28.51
8.52	4.80	32.85
9.74	5.43	37.26
10.95	6.10	41.60
12.17	6.84	46.02
13.39	7.56	50.38
13.56	8.30	54.80

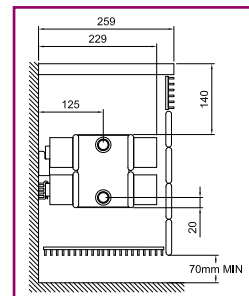
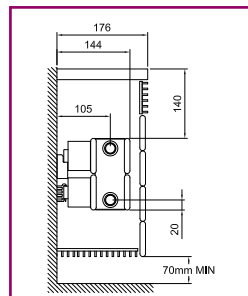
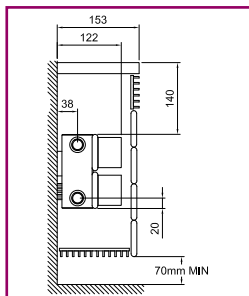
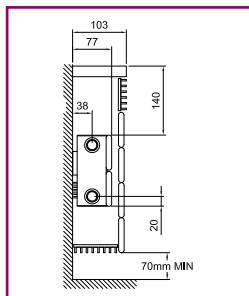
E22		
Surface Area (m ²)	Water Content (l)	Dry Weight (kg)
2.74	2.50	13.67
4.11	3.40	18.22
5.48	4.30	22.84
6.85	5.20	27.40
8.21	7.31	35.81
9.58	8.50	44.10
10.95	10.16	50.51
12.32	11.80	60.80
13.69	13.21	67.56
15.06	14.59	74.24
16.43	16.00	81.00

E24		
Surface Area (m ²)	Water Content (l)	Dry Weight (kg)
4.83	2.50	18.67
7.24	3.40	25.90
9.65	4.30	33.26
12.06	5.20	41.20
14.48	7.31	51.53
16.89	8.50	61.70
19.30	10.16	70.03
21.72	11.80	82.20
24.13	13.21	91.30
26.54	14.59	100.30
27.91	16.00	109.40

Style 6 - Case Height: 795mm

Detailed Data

Emitter Height: 505mm
Fin Height: 505mm



Emitter Type: Case Depth:	
Case Length (mm)	Emitter Length (mm)
700	400
800	500
900	600
1000	700
1100	800
1200	900
1300	1000
1400	1100
1500	1200
1600	1300
1700	1400
1800	1500
1900	1600
2000	1700
2100	1800
2200	1900
2300	2000
2400	2100
2500	2200
2600	2300
2700	2400
2800	2500
2900	2600
3000	2700

E11 103mm	
ΔT50	ΔT56
333	386
417	483
500	580
583	676
666	773
750	869
833	966
916	1063
1000	1159
1083	1256
1166	1352
1250	1449
1333	1546
1416	1642
1499	1739
1583	1835
1666	1932
1749	2029
1833	2125
1916	2222
1999	2318
2083	2415
2166	2512
2249	2608

E12 153mm	
ΔT50	ΔT56
422	489
528	611
633	733
739	855
844	978
950	1100
1055	1222
1161	1344
1266	1466
1372	1589
1477	1711
1583	1833
1688	1955
1794	2077
1899	2200
2005	2322
2110	2444
2216	2566
2321	2688
2427	2811
2532	2933
2638	3055
2743	3177
2849	3299

E22 176mm	
ΔT50	ΔT56
647	750
809	938
971	1125
1133	1313
1294	1500
1456	1688
1618	1875
1780	2063
1942	2250
2103	2438
2265	2625
2427	2813
2589	3000
2751	3188
2912	3375
3074	3563
3236	3750
3398	3938
3560	4125
3721	4313
3883	4500
4045	4688
4207	4875
4369	5063

E24 259mm	
ΔT50	ΔT56
844	978
1055	1222
1265	1466
1476	1711
1687	1955
1898	2200
2109	2444
2320	2688
2531	2933
2742	3177
2953	3422
3164	3666
3374	3910
3585	4155
3796	4399
4007	4644
4218	4888
4429	5132
4640	5377
4851	5621
5062	5866
5273	6110
5483	6354
5694	6599

*Note: It is recommended that the case length is 300mm longer than emitter length. However, this will vary depending on the valve option selected. For LST over 3000mm long a joiner bracket is required - for further information please contact Merriott Radiators.

Per Metre
Emitter Height (mm)
143
215
288
360
433
505
578
650
723
795
868

E11		
Surface Area (m ²)	Water Content (l)	Dry Weight (kg)
1.39	1.05	6.75
2.09	1.81	10.10
2.78	2.58	13.50
3.47	3.20	17.20
4.17	4.01	20.65
4.87	4.80	24.05
5.56	5.43	27.50
6.26	6.10	30.90
6.95	6.84	34.15
7.65	7.56	37.35
7.82	8.30	40.60

E12		
Surface Area (m ²)	Water Content (l)	Dry Weight (kg)
2.43	1.05	9.25
3.65	1.81	13.94
4.87	2.58	18.71
6.08	3.20	24.10
7.30	4.01	28.51
8.52	4.80	32.85
9.74	5.43	37.26
10.95	6.10	41.60
12.17	6.84	46.02
13.39	7.56	50.38
13.56	8.30	54.80

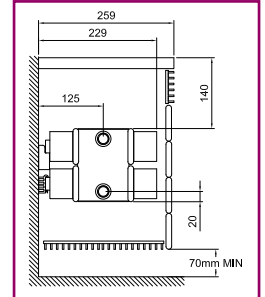
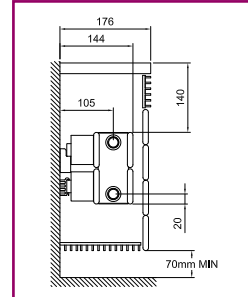
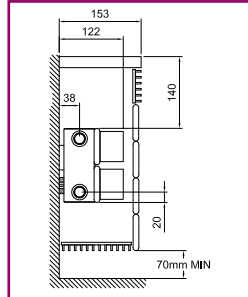
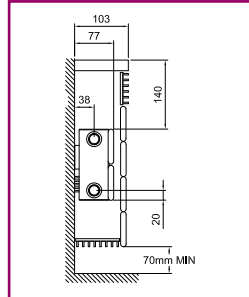
E22		
Surface Area (m ²)	Water Content (l)	Dry Weight (kg)
2.74	2.50	13.67
4.11	3.40	18.22
5.48	4.30	22.84
6.85	5.20	27.40
8.21	7.31	35.81
9.58	8.50	44.10
10.95	10.16	50.51
12.32	11.80	60.80
13.69	13.21	67.56
15.06	14.59	74.24
16.43	16.00	81.00

E24		
Surface Area (m ²)	Water Content (l)	Dry Weight (kg)
4.83	2.50	18.67
7.24	3.40	25.90
9.65	4.30	33.26
12.06	5.20	41.20
14.48	7.31	51.53
16.89	8.50	61.70
19.30	10.16	70.03
21.72	11.80	82.20
24.13	13.21	91.30
26.54	14.59	100.30
27.91	16.00	109.40

Style 6 - Case Height: 865mm

Detailed Data

Emitter Height: 578mm
Fin Height: 578mm



Emitter Type: Case Depth:	
Case Length (mm)	Emitter Length (mm)
700	400
800	500
900	600
1000	700
1100	800
1200	900
1300	1000
1400	1100
1500	1200
1600	1300
1700	1400
1800	1500
1900	1600
2000	1700
2100	1800
2200	1900
2300	2000
2400	2100
2500	2200
2600	2300
2700	2400
2800	2500
2900	2600
3000	2700

E11 103mm	
ΔT50	ΔT56
372	431
466	539
559	647
652	755
745	862
838	970
931	1078
1024	1186
1117	1294
1210	1401
1303	1509
1397	1617
1490	1725
1583	1833
1676	1940
1769	2048
1862	2156
1955	2264
2048	2372
2141	2479
2234	2587
2328	2695
2421	2803
2514	2911

E12 153mm	
ΔT50	ΔT56
468	542
585	678
702	814
819	949
936	1085
1053	1220
1170	1356
1287	1492
1404	1627
1521	1763
1638	1898
1755	2034
1872	2170
1989	2305
2106	2441
2223	2576
2340	2712
2457	2848
2574	2983
2691	3119
2808	3254
2925	3390
3042	3526
3159	3661

E22 176mm	
ΔT50	ΔT56
717	831
897	1039
1076	1246
1255	1454
1434	1662
1614	1869
1793	2077
1972	2285
2152	2492
2331	2700
2510	2908
2690	3116
2869	3323
3048	3531
3227	3739
3407	3946
3586	4154
3765	4362
3945	4569
4124	4777
4303	4985
4483	5193
4662	5400
4841	5608

E24 259mm	
ΔT50	ΔT56
925	1072
1157	1341
1388	1609
1619	1877
1850	2145
2082	2413
2313	2681
2544	2949
2776	3217
3007	3485
3238	3753
3470	4022
3701	4290
3932	4558
4163	4826
4395	5094
4626	5362
4857	5630
5089	5898
5320	6166
5551	6434
5783	6703
6014	6971
6245	7239

*Note: It is recommended that the case length is 300mm longer than emitter length. However, this will vary depending on the valve option selected. For LST over 3000mm long a joiner bracket is required - for further information please contact Merriott Radiators.

Per Metre
Emitter Height (mm)
143
215
288
360
433
505
578
650
723
795
868

E11		
Surface Area (m ²)	Water Content (l)	Dry Weight (kg)
1.39	1.05	6.75
2.09	1.81	10.10
2.78	2.58	13.50
3.47	3.20	17.20
4.17	4.01	20.65
4.87	4.80	24.05
5.56	5.43	27.50
6.26	6.10	30.90
6.95	6.84	34.15
7.65	7.56	37.35
7.82	8.30	40.60

E12		
Surface Area (m ²)	Water Content (l)	Dry Weight (kg)
2.43	1.05	9.25
3.65	1.81	13.94
4.87	2.58	18.71
6.08	3.20	24.10
7.30	4.01	28.51
8.52	4.80	32.85
9.74	5.43	37.26
10.95	6.10	41.60
12.17	6.84	46.02
13.39	7.56	50.38
13.56	8.30	54.80

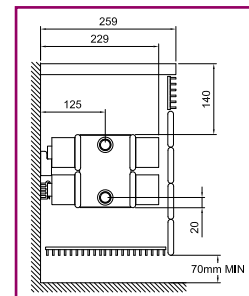
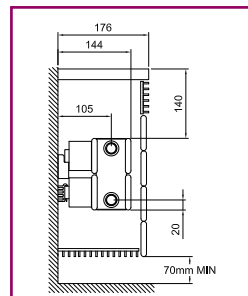
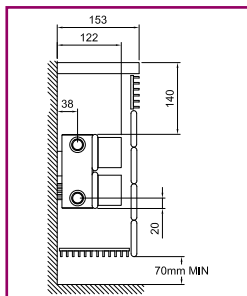
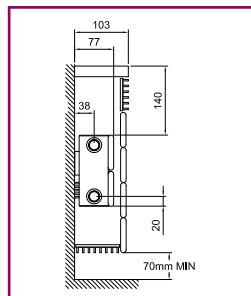
E22		
Surface Area (m ²)	Water Content (l)	Dry Weight (kg)
2.74	2.50	13.67
4.11	3.40	18.22
5.48	4.30	22.84
6.85	5.20	27.40
8.21	7.31	35.81
9.58	8.50	44.10
10.95	10.16	50.51
12.32	11.80	60.80
13.69	13.21	67.56
15.06	14.59	74.24
16.43	16.00	81.00

E24		
Surface Area (m ²)	Water Content (l)	Dry Weight (kg)
4.83	2.50	18.67
7.24	3.40	25.90
9.65	4.30	33.26
12.06	5.20	41.20
14.48	7.31	51.53
16.89	8.50	61.70
19.30	10.16	70.03
21.72	11.80	82.20
24.13	13.21	91.30
26.54	14.59	100.30
27.91	16.00	109.40

Style 6 - Case Height: 935mm

Detailed Data

Emitter Height: 650mm
Fin Height: 650mm



Emitter Type: Case Depth:	
Case Length (mm)	Emitter Length (mm)
700	400
800	500
900	600
1000	700
1100	800
1200	900
1300	1000
1400	1100
1500	1200
1600	1300
1700	1400
1800	1500
1900	1600
2000	1700
2100	1800
2200	1900
2300	2000
2400	2100
2500	2200
2600	2300
2700	2400
2800	2500
2900	2600
3000	2700

E11 103mm	
ΔT50	ΔT56
410	474
512	593
614	712
717	830
819	949
922	1067
1024	1186
1126	1305
1229	1423
1331	1542
1434	1660
1536	1779
1638	1898
1741	2016
1843	2135
1946	2253
2048	2372
2150	2491
2253	2609
2355	2728
2458	2846
2560	2965
2662	3084
2765	3202

E12 153mm	
ΔT50	ΔT56
514	596
643	745
772	894
900	1043
1029	1192
1157	1341
1286	1490
1415	1639
1543	1788
1672	1937
1800	2086
1929	2235
2058	2384
2186	2533
2315	2682
2443	2831
2572	2980
2701	3129
2829	3278
2958	3427
3086	3576
3215	3725
3344	3874
3472	4023

E22 176mm	
ΔT50	ΔT56
784	908
980	1136
1176	1363
1372	1590
1568	1817
1764	2044
1960	2271
2156	2498
2352	2725
2548	2952
2744	3179
2940	3407
3136	3634
3332	3861
3528	4088
3724	4315
3920	4542
4116	4769
4312	4996
4508	5223
4704	5450
4900	5678
5096	5905
5292	6132

E24 259mm	
ΔT50	ΔT56
999	1158
1249	1448
1499	1737
1749	2027
1998	2316
2248	2606
2498	2895
2748	3185
2998	3474
3247	3764
3497	4053
3747	4343
3997	4632
4247	4922
4496	5211
4746	5501
4996	5790
5246	6080
5496	6369
5745	6659
5995	6948
6245	7238
6495	7527
6745	7817

*Note: It is recommended that the case length is 300mm longer than emitter length. However, this will vary depending on the valve option selected. For LST over 3000mm long a joiner bracket is required - for further information please contact Merriott Radiators.

Per Metre
Emitter Height (mm)
143
215
288
360
433
505
578
650
723
795
868

E11		
Surface Area (m ²)	Water Content (l)	Dry Weight (kg)
1.39	1.05	6.75
2.09	1.81	10.10
2.78	2.58	13.50
3.47	3.20	17.20
4.17	4.01	20.65
4.87	4.80	24.05
5.56	5.43	27.50
6.26	6.10	30.90
6.95	6.84	34.15
7.65	7.56	37.35
7.82	8.30	40.60

E12		
Surface Area (m ²)	Water Content (l)	Dry Weight (kg)
2.43	1.05	9.25
3.65	1.81	13.94
4.87	2.58	18.71
6.08	3.20	24.10
7.30	4.01	28.51
8.52	4.80	32.85
9.74	5.43	37.26
10.95	6.10	41.60
12.17	6.84	46.02
13.39	7.56	50.38
13.56	8.30	54.80

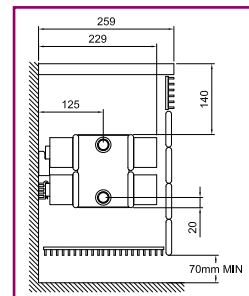
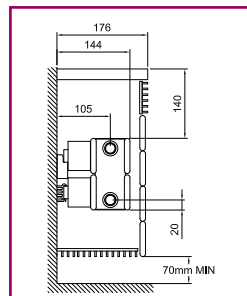
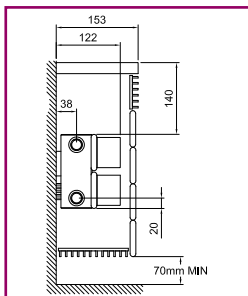
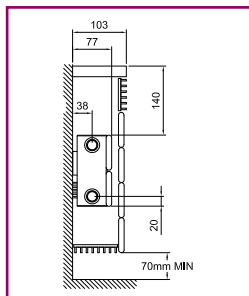
E22		
Surface Area (m ²)	Water Content (l)	Dry Weight (kg)
2.74	2.50	13.67
4.11	3.40	18.22
5.48	4.30	22.84
6.85	5.20	27.40
8.21	7.31	35.81
9.58	8.50	44.10
10.95	10.16	50.51
12.32	11.80	60.80
13.69	13.21	67.56
15.06	14.59	74.24
16.43	16.00	81.00

E24		
Surface Area (m ²)	Water Content (l)	Dry Weight (kg)
4.83	2.50	18.67
7.24	3.40	25.90
9.65	4.30	33.26
12.06	5.20	41.20
14.48	7.31	51.53
16.89	8.50	61.70
19.30	10.16	70.03
21.72	11.80	82.20
24.13	13.21	91.30
26.54	14.59	100.30
27.91	16.00	109.40

Style 6 - Case Height: 1005mm

Detailed Data

Emitter Height: 723mm
Fin Height: 723mm



Emitter Type: Case Depth:	
Case Length (mm)	Emitter Length (mm)
700	400
800	500
900	600
1000	700
1100	800
1200	900
1300	1000
1400	1100
1500	1200
1600	1300
1700	1400
1800	1500
1900	1600
2000	1700
2100	1800
2200	1900
2300	2000
2400	2100
2500	2200
2600	2300
2700	2400
2800	2500
2900	2600
3000	2700

E11 103mm	
ΔT50	ΔT56
446	517
558	647
670	776
781	905
893	1034
1004	1164
1116	1293
1228	1422
1339	1552
1451	1681
1562	1810
1674	1940
1786	2069
1897	2198
2009	2327
2120	2457
2232	2586
2344	2715
2455	2845
2567	2974
2678	3103
2790	3233
2902	3362
3013	3491

E12 153mm	
ΔT50	ΔT56
561	650
702	813
842	976
982	1138
1122	1301
1263	1463
1403	1626
1543	1789
1684	1951
1824	2114
1964	2276
2105	2439
2245	2602
2385	2764
2525	2927
2666	3089
2806	3252
2946	3415
3087	3577
3227	3740
3367	3902
3508	4065
3648	4228
3788	4390

E22 176mm	
ΔT50	ΔT56
850	984
1062	1231
1274	1477
1487	1723
1699	1969
1912	2215
2124	2461
2336	2707
2549	2953
2761	3199
2974	3445
3186	3692
3398	3938
3611	4184
3823	4430
4036	4676
4248	4922
4460	5168
4673	5414
4885	5660
5098	5906
5310	6153
5522	6399
5735	6645

E24 259mm	
ΔT50	ΔT56
1067	1236
1334	1546
1601	1855
1868	2164
2134	2473
2401	2782
2668	3091
2935	3400
3202	3709
3468	4018
3735	4327
4002	4637
4269	4946
4536	5255
4802	5564
5069	5873
5336	6182
5603	6491
5870	6800
6136	7109
6403	7418
6670	7728
6937	8037
7204	8346

*Note: It is recommended that the case length is 300mm longer than emitter length. However, this will vary depending on the valve option selected. For LST over 3000mm long a joiner bracket is required - for further information please contact Merriott Radiators.

Per Metre
Emitter Height (mm)
143
215
288
360
433
505
578
650
723
795
868

E11		
Surface Area (m ²)	Water Content (l)	Dry Weight (kg)
1.39	1.05	6.75
2.09	1.81	10.10
2.78	2.58	13.50
3.47	3.20	17.20
4.17	4.01	20.65
4.87	4.80	24.05
5.56	5.43	27.50
6.26	6.10	30.90
6.95	6.84	34.15
7.65	7.56	37.35
7.82	8.30	40.60

E12		
Surface Area (m ²)	Water Content (l)	Dry Weight (kg)
2.43	1.05	9.25
3.65	1.81	13.94
4.87	2.58	18.71
6.08	3.20	24.10
7.30	4.01	28.51
8.52	4.80	32.85
9.74	5.43	37.26
10.95	6.10	41.60
12.17	6.84	46.02
13.39	7.56	50.38
13.56	8.30	54.80

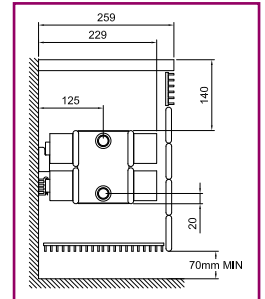
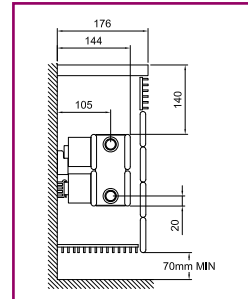
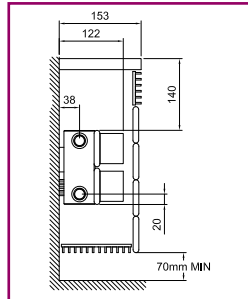
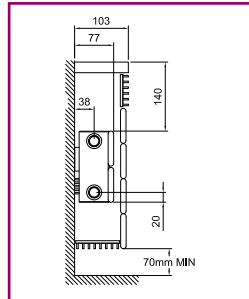
E22		
Surface Area (m ²)	Water Content (l)	Dry Weight (kg)
2.74	2.50	13.67
4.11	3.40	18.22
5.48	4.30	22.84
6.85	5.20	27.40
8.21	7.31	35.81
9.58	8.50	44.10
10.95	10.16	50.51
12.32	11.80	60.80
13.69	13.21	67.56
15.06	14.59	74.24
16.43	16.00	81.00

E24		
Surface Area (m ²)	Water Content (l)	Dry Weight (kg)
4.83	2.50	18.67
7.24	3.40	25.90
9.65	4.30	33.26
12.06	5.20	41.20
14.48	7.31	51.53
16.89	8.50	61.70
19.30	10.16	70.03
21.72	11.80	82.20
24.13	13.21	91.30
26.54	14.59	100.30
27.91	16.00	109.40

Style 6 - Case Height: 1075mm

Detailed Data

Emitter Height: 795mm
Fin Height: 795mm



Emitter Type: Case Depth:	
Case Length (mm)	Emitter Length (mm)
700	400
800	500
900	600
1000	700
1100	800
1200	900
1300	1000
1400	1100
1500	1200
1600	1300
1700	1400
1800	1500
1900	1600
2000	1700
2100	1800
2200	1900
2300	2000
2400	2100
2500	2200
2600	2300
2700	2400
2800	2500
2900	2600
3000	2700

E11 103mm	
ΔT50	ΔT56
482	558
602	698
722	837
843	977
963	1116
1084	1256
1204	1395
1324	1535
1445	1674
1565	1814
1686	1953
1806	2093
1926	2232
2047	2372
2167	2511
2288	2651
2408	2790
2528	2930
2649	3069
2769	3209
2890	3348
3010	3488
3130	3627
3251	3767

E12 153mm	
ΔT50	ΔT56
609	705
761	882
913	1058
1065	1234
1218	1410
1370	1587
1522	1763
1674	1939
1826	2116
1979	2292
2131	2468
2283	2645
2435	2821
2587	2997
2740	3173
2892	3350
3044	3526
3196	3702
3348	3879
3501	4055
3653	4231
3805	4408
3957	4584
4109	4760

E22 176mm	
ΔT50	ΔT56
912	1057
1141	1322
1369	1586
1597	1850
1825	2114
2053	2379
2281	2643
2509	2907
2737	3172
2965	3436
3193	3700
3422	3965
3650	4229
3878	4493
4106	4757
4334	5022
4562	5286
4790	5550
5018	5815
5246	6079
5474	6343
5703	6608
5931	6872
6159	7136

E24 259mm	
ΔT50	ΔT56
1128	1307
1410	1634
1691	1960
1973	2287
2255	2614
2537	2940
2819	3267
3101	3594
3383	3920
3665	4247
3947	4574
4229	4901
4510	5227
4792	5554
5074	5881
5356	6207
5638	6534
5920	6861
6202	7187
6484	7514
6766	7841
7048	8168
7329	8494
7611	8821

*Note: It is recommended that the case length is 300mm longer than emitter length. However, this will vary depending on the valve option selected. For LST over 3000mm long a joiner bracket is required - for further information please contact Merriott Radiators.

Per Metre
Emitter Height (mm)
143
215
288
360
433
505
578
650
723
795
868

E11		
Surface Area (m ²)	Water Content (l)	Dry Weight (kg)
1.39	1.05	6.75
2.09	1.81	10.10
2.78	2.58	13.50
3.47	3.20	17.20
4.17	4.01	20.65
4.87	4.80	24.05
5.56	5.43	27.50
6.26	6.10	30.90
6.95	6.84	34.15
7.65	7.56	37.35
7.82	8.30	40.60

E12		
Surface Area (m ²)	Water Content (l)	Dry Weight (kg)
2.43	1.05	9.25
3.65	1.81	13.94
4.87	2.58	18.71
6.08	3.20	24.10
7.30	4.01	28.51
8.52	4.80	32.85
9.74	5.43	37.26
10.95	6.10	41.60
12.17	6.84	46.02
13.39	7.56	50.38
13.56	8.30	54.80

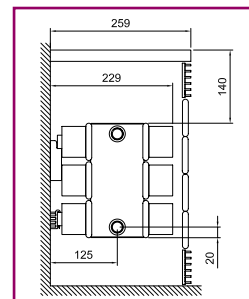
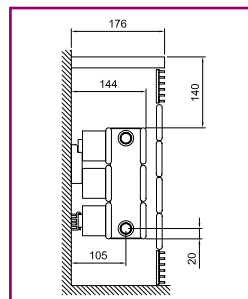
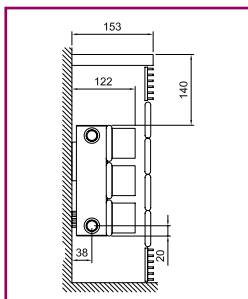
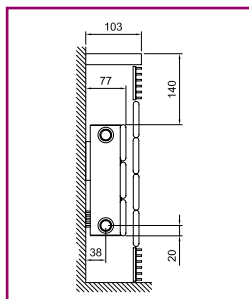
E22		
Surface Area (m ²)	Water Content (l)	Dry Weight (kg)
2.74	2.50	13.67
4.11	3.40	18.22
5.48	4.30	22.84
6.85	5.20	27.40
8.21	7.31	35.81
9.58	8.50	44.10
10.95	10.16	50.51
12.32	11.80	60.80
13.69	13.21	67.56
15.06	14.59	74.24
16.43	16.00	81.00

E24		
Surface Area (m ²)	Water Content (l)	Dry Weight (kg)
4.83	2.50	18.67
7.24	3.40	25.90
9.65	4.30	33.26
12.06	5.20	41.20
14.48	7.31	51.53
16.89	8.50	61.70
19.30	10.16	70.03
21.72	11.80	82.20
24.13	13.21	91.30
26.54	14.59	100.30
27.91	16.00	109.40

Style 7 - Case Height: 375mm

Detailed Data

Emitter Height: 143mm
Fin Height: 143mm



Emitter Type: Case Depth:	
Case Length (mm)	Emitter Length (mm)
700	400
800	500
900	600
1000	700
1100	800
1200	900
1300	1000
1400	1100
1500	1200
1600	1300
1700	1400
1800	1500
1900	1600
2000	1700
2100	1800
2200	1900
2300	2000
2400	2100
2500	2200
2600	2300
2700	2400
2800	2500
2900	2600
3000	2700

E11 103mm	
ΔT50	ΔT56
99	115
124	144
149	172
174	201
198	230
223	258
248	287
273	316
298	344
322	373
347	402
372	431
397	459
422	488
446	517
471	545
496	574
521	603
546	631
570	660
595	689
620	718
645	746
670	775

E12 153mm	
ΔT50	ΔT56
144	166
180	208
215	250
251	291
287	333
323	374
359	416
395	458
431	499
467	541
503	582
539	624
574	666
610	707
646	749
682	790
718	832
754	874
790	915
826	957
862	998
898	1040
933	1082
969	1123

E22 176mm	
ΔT50	ΔT56
244	282
305	353
366	424
427	494
488	565
549	635
610	706
671	777
732	847
793	918
854	988
915	1059
976	1130
1037	1200
1098	1271
1159	1341
1220	1412
1281	1483
1342	1553
1403	1624
1464	1694
1525	1765
1586	1836
1647	1906

E24 259mm	
ΔT50	ΔT56
320	370
400	463
479	556
559	648
639	741
719	833
799	926
879	1019
959	1111
1039	1204
1119	1296
1199	1389
1278	1482
1358	1574
1438	1667
1518	1759
1598	1852
1678	1945
1758	2037
1838	2130
1918	2222
1998	2315
2077	2408
2157	2500

*Note: It is recommended that the case length is 300mm longer than emitter length. However, this will vary depending on the valve option selected. For LST over 3000mm long a joiner bracket is required - for further information please contact Merriott Radiators.

Per Metre
Emitter Height (mm)
143
215
288
360
433
505
578
650
723
795
868

E11		
Surface Area (m ²)	Water Content (l)	Dry Weight (kg)
1.39	1.05	6.75
2.09	1.81	10.10
2.78	2.58	13.50
3.47	3.20	17.20
4.17	4.01	20.65
4.87	4.80	24.05
5.56	5.43	27.50
6.26	6.10	30.90
6.95	6.84	34.15
7.65	7.56	37.35
7.82	8.30	40.60

E12		
Surface Area (m ²)	Water Content (l)	Dry Weight (kg)
2.43	1.05	9.25
3.65	1.81	13.94
4.87	2.58	18.71
6.08	3.20	24.10
7.30	4.01	28.51
8.52	4.80	32.85
9.74	5.43	37.26
10.95	6.10	41.60
12.17	6.84	46.02
13.39	7.56	50.38
13.56	8.30	54.80

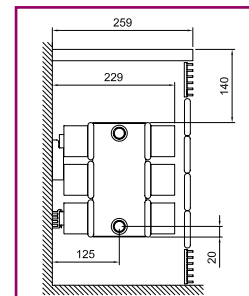
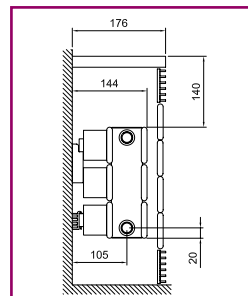
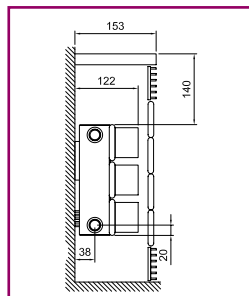
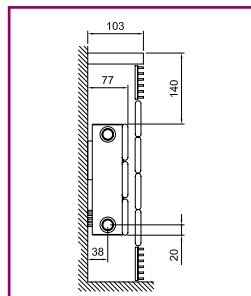
E22		
Surface Area (m ²)	Water Content (l)	Dry Weight (kg)
2.74	2.50	13.67
4.11	3.40	18.22
5.48	4.30	22.84
6.85	5.20	27.40
8.21	7.31	35.81
9.58	8.50	44.10
10.95	10.16	50.51
12.32	11.80	60.80
13.69	13.21	67.56
15.06	14.59	74.24
16.43	16.00	81.00

E24		
Surface Area (m ²)	Water Content (l)	Dry Weight (kg)
4.83	2.50	18.67
7.24	3.40	25.90
9.65	4.30	33.26
12.06	5.20	41.20
14.48	7.31	51.53
16.89	8.50	61.70
19.30	10.16	70.03
21.72	11.80	82.20
24.13	13.21	91.30
26.54	14.59	100.30
27.91	16.00	109.40

Style 7 - Case Height: 445mm

Detailed Data

Emitter Height: 215mm
Fin Height: 215mm



Emitter Type: Case Depth:	
Case Length (mm)	Emitter Length (mm)
700	400
800	500
900	600
1000	700
1100	800
1200	900
1300	1000
1400	1100
1500	1200
1600	1300
1700	1400
1800	1500
1900	1600
2000	1700
2100	1800
2200	1900
2300	2000
2400	2100
2500	2200
2600	2300
2700	2400
2800	2500
2900	2600
3000	2700

E11 103mm	
ΔT50	ΔT56
145	168
182	210
218	252
254	294
290	336
327	378
363	420
399	462
436	504
472	546
508	588
545	630
581	672
617	714
653	756
690	798
726	840
762	882
799	924
835	966
871	1008
908	1050
944	1092
980	1134

E12 153mm	
ΔT50	ΔT56
204	237
256	296
307	355
358	414
409	474
460	533
511	592
562	651
613	710
664	770
715	829
767	888
818	947
869	1006
920	1066
971	1125
1022	1184
1073	1243
1124	1302
1175	1362
1226	1421
1278	1480
1329	1539
1380	1598

E22 176mm	
ΔT50	ΔT56
335	388
419	486
503	583
587	680
670	777
754	874
838	971
922	1068
1006	1165
1089	1262
1173	1359
1257	1457
1341	1554
1425	1651
1508	1748
1592	1845
1676	1942
1760	2039
1844	2136
1927	2233
2011	2330
2095	2428
2179	2525
2263	2622

E24 259mm	
ΔT50	ΔT56
439	508
549	636
658	763
768	890
878	1017
987	1144
1097	1271
1207	1398
1316	1525
1426	1652
1536	1779
1646	1907
1755	2034
1865	2161
1975	2288
2084	2415
2194	2542
2304	2669
2413	2796
2523	2923
2633	3050
2743	3178
2852	3305
2962	3432

*Note: It is recommended that the case length is 300mm longer than emitter length. However, this will vary depending on the valve option selected. For LST over 3000mm long a joiner bracket is required - for further information please contact Merriott Radiators.

Per Metre
Emitter Height (mm)
143
215
288
360
433
505
578
650
723
795
868

E11		
Surface Area (m ²)	Water Content (l)	Dry Weight (kg)
1.39	1.05	6.75
2.09	1.81	10.10
2.78	2.58	13.50
3.47	3.20	17.20
4.17	4.01	20.65
4.87	4.80	24.05
5.56	5.43	27.50
6.26	6.10	30.90
6.95	6.84	34.15
7.65	7.56	37.35
7.82	8.30	40.60

E12		
Surface Area (m ²)	Water Content (l)	Dry Weight (kg)
2.43	1.05	9.25
3.65	1.81	13.94
4.87	2.58	18.71
6.08	3.20	24.10
7.30	4.01	28.51
8.52	4.80	32.85
9.74	5.43	37.26
10.95	6.10	41.60
12.17	6.84	46.02
13.39	7.56	50.38
13.56	8.30	54.80

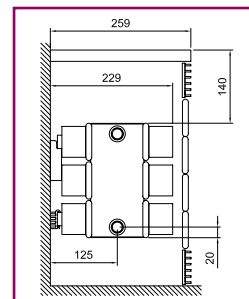
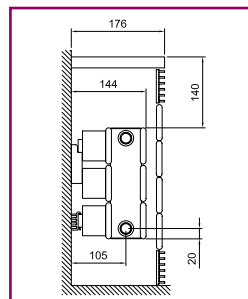
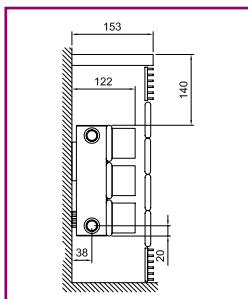
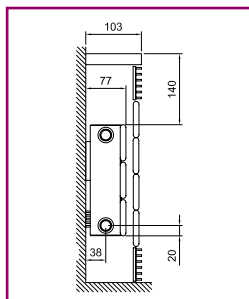
E22		
Surface Area (m ²)	Water Content (l)	Dry Weight (kg)
2.74	2.50	13.67
4.11	3.40	18.22
5.48	4.30	22.84
6.85	5.20	27.40
8.21	7.31	35.81
9.58	8.50	44.10
10.95	10.16	50.51
12.32	11.80	60.80
13.69	13.21	67.56
15.06	14.59	74.24
16.43	16.00	81.00

E24		
Surface Area (m ²)	Water Content (l)	Dry Weight (kg)
4.83	2.50	18.67
7.24	3.40	25.90
9.65	4.30	33.26
12.06	5.20	41.20
14.48	7.31	51.53
16.89	8.50	61.70
19.30	10.16	70.03
21.72	11.80	82.20
24.13	13.21	91.30
26.54	14.59	100.30
27.91	16.00	109.40

Style 7 - Case Height: 515mm

Detailed Data

Emitter Height: 288mm
Fin Height: 288mm



Emitter Type: Case Depth:	
Case Length (mm)	Emitter Length (mm)
700	400
800	500
900	600
1000	700
1100	800
1200	900
1300	1000
1400	1100
1500	1200
1600	1300
1700	1400
1800	1500
1900	1600
2000	1700
2100	1800
2200	1900
2300	2000
2400	2100
2500	2200
2600	2300
2700	2400
2800	2500
2900	2600
3000	2700

E11 103mm	
ΔT50	ΔT56
192	222
240	278
287	333
335	389
383	444
431	500
479	555
527	611
575	666
623	722
671	777
719	833
766	888
814	944
862	999
910	1055
958	1110
1006	1166
1054	1221
1102	1277
1150	1332
1198	1388
1245	1443
1293	1499

E12 153mm	
ΔT50	ΔT56
264	306
330	383
396	459
462	536
528	612
594	689
660	765
726	842
792	918
858	995
924	1071
990	1148
1056	1224
1122	1301
1188	1377
1254	1454
1320	1530
1386	1607
1452	1683
1518	1760
1584	1836
1650	1913
1716	1989
1782	2066

E22 176mm	
ΔT50	ΔT56
420	487
526	609
631	731
736	853
841	974
946	1096
1051	1218
1156	1340
1261	1462
1366	1583
1471	1705
1577	1827
1682	1949
1787	2071
1892	2192
1997	2314
2102	2436
2207	2558
2312	2680
2417	2801
2522	2923
2628	3045
2733	3167
2838	3289

E24 259mm	
ΔT50	ΔT56
550	638
688	797
825	956
963	1116
1100	1275
1238	1435
1375	1594
1513	1753
1650	1913
1788	2072
1925	2232
2063	2391
2200	2550
2338	2710
2475	2869
2613	3029
2750	3188
2888	3347
3025	3507
3163	3666
3300	3826
3438	3985
3575	4144
3713	4304

*Note: It is recommended that the case length is 300mm longer than emitter length. However, this will vary depending on the valve option selected. For LST over 3000mm long a joiner bracket is required - for further information please contact Merriott Radiators.

Per Metre
Emitter Height (mm)
143
215
288
360
433
505
578
650
723
795
868

E11		
Surface Area (m ²)	Water Content (l)	Dry Weight (kg)
1.39	1.05	6.75
2.09	1.81	10.10
2.78	2.58	13.50
3.47	3.20	17.20
4.17	4.01	20.65
4.87	4.80	24.05
5.56	5.43	27.50
6.26	6.10	30.90
6.95	6.84	34.15
7.65	7.56	37.35
7.82	8.30	40.60

E12		
Surface Area (m ²)	Water Content (l)	Dry Weight (kg)
2.43	1.05	9.25
3.65	1.81	13.94
4.87	2.58	18.71
6.08	3.20	24.10
7.30	4.01	28.51
8.52	4.80	32.85
9.74	5.43	37.26
10.95	6.10	41.60
12.17	6.84	46.02
13.39	7.56	50.38
13.56	8.30	54.80

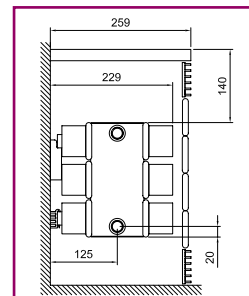
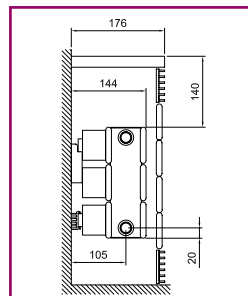
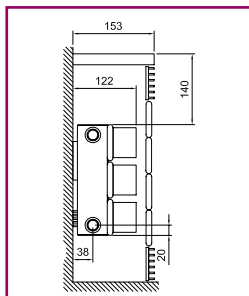
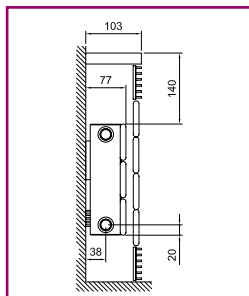
E22		
Surface Area (m ²)	Water Content (l)	Dry Weight (kg)
2.74	2.50	13.67
4.11	3.40	18.22
5.48	4.30	22.84
6.85	5.20	27.40
8.21	7.31	35.81
9.58	8.50	44.10
10.95	10.16	50.51
12.32	11.80	60.80
13.69	13.21	67.56
15.06	14.59	74.24
16.43	16.00	81.00

E24		
Surface Area (m ²)	Water Content (l)	Dry Weight (kg)
4.83	2.50	18.67
7.24	3.40	25.90
9.65	4.30	33.26
12.06	5.20	41.20
14.48	7.31	51.53
16.89	8.50	61.70
19.30	10.16	70.03
21.72	11.80	82.20
24.13	13.21	91.30
26.54	14.59	100.30
27.91	16.00	109.40

Style 7 - Case Height: 585mm

Detailed Data

Emitter Height: 360mm
Fin Height: 360mm



Emitter Type: Case Depth:	
Case Length (mm)	Emitter Length (mm)
700	400
800	500
900	600
1000	700
1100	800
1200	900
1300	1000
1400	1100
1500	1200
1600	1300
1700	1400
1800	1500
1900	1600
2000	1700
2100	1800
2200	1900
2300	2000
2400	2100
2500	2200
2600	2300
2700	2400
2800	2500
2900	2600
3000	2700

E11 103mm	
ΔT50	ΔT56
252	292
315	365
378	438
441	511
504	584
567	657
630	730
693	803
756	876
819	949
882	1022
945	1095
1008	1168
1071	1241
1134	1314
1197	1387
1260	1460
1323	1533
1386	1606
1449	1679
1512	1752
1575	1825
1638	1898
1701	1971

E12 153mm	
ΔT50	ΔT56
332	385
416	481
499	577
582	673
665	770
748	866
831	962
914	1058
997	1154
1080	1251
1163	1347
1247	1443
1330	1539
1413	1635
1496	1732
1579	1828
1662	1924
1745	2020
1828	2116
1911	2213
1994	2309
2078	2405
2161	2501
2244	2597

E22 176mm	
ΔT50	ΔT56
499	578
624	723
749	868
874	1012
998	1157
1123	1301
1248	1446
1373	1591
1498	1735
1622	1880
1747	2024
1872	2169
1997	2314
2122	2458
2246	2603
2371	2747
2496	2892
2621	3037
2746	3181
2870	3326
2995	3470
3120	3615
3245	3760
3370	3904

E24 259mm	
ΔT50	ΔT56
664	770
831	963
997	1155
1163	1348
1329	1540
1495	1733
1661	1925
1827	2118
1993	2310
2159	2503
2325	2695
2492	2888
2658	3080
2824	3273
2990	3465
3156	3658
3322	3850
3488	4043
3654	4235
3820	4428
3986	4620
4153	4813
4319	5005
4485	5198

*Note: It is recommended that the case length is 300mm longer than emitter length. However, this will vary depending on the valve option selected. For LST over 3000mm long a joiner bracket is required - for further information please contact Merriott Radiators.

Per Metre
Emitter Height (mm)
143
215
288
360
433
505
578
650
723
795
868

E11		
Surface Area (m ²)	Water Content (l)	Dry Weight (kg)
1.39	1.05	6.75
2.09	1.81	10.10
2.78	2.58	13.50
3.47	3.20	17.20
4.17	4.01	20.65
4.87	4.80	24.05
5.56	5.43	27.50
6.26	6.10	30.90
6.95	6.84	34.15
7.65	7.56	37.35
7.82	8.30	40.60

E12		
Surface Area (m ²)	Water Content (l)	Dry Weight (kg)
2.43	1.05	9.25
3.65	1.81	13.94
4.87	2.58	18.71
6.08	3.20	24.10
7.30	4.01	28.51
8.52	4.80	32.85
9.74	5.43	37.26
10.95	6.10	41.60
12.17	6.84	46.02
13.39	7.56	50.38
13.56	8.30	54.80

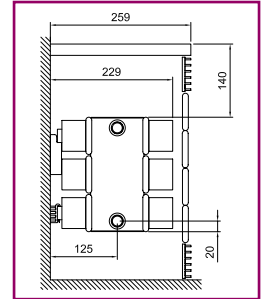
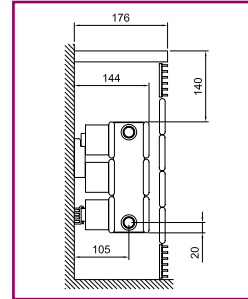
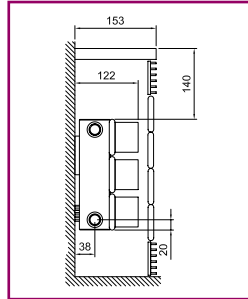
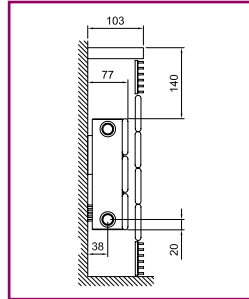
E22		
Surface Area (m ²)	Water Content (l)	Dry Weight (kg)
2.74	2.50	13.67
4.11	3.40	18.22
5.48	4.30	22.84
6.85	5.20	27.40
8.21	7.31	35.81
9.58	8.50	44.10
10.95	10.16	50.51
12.32	11.80	60.80
13.69	13.21	67.56
15.06	14.59	74.24
16.43	16.00	81.00

E24		
Surface Area (m ²)	Water Content (l)	Dry Weight (kg)
4.83	2.50	18.67
7.24	3.40	25.90
9.65	4.30	33.26
12.06	5.20	41.20
14.48	7.31	51.53
16.89	8.50	61.70
19.30	10.16	70.03
21.72	11.80	82.20
24.13	13.21	91.30
26.54	14.59	100.30
27.91	16.00	109.40

Style 7 - Case Height: 655mm

Detailed Data

Emitter Height: 433mm
Fin Height: 433mm



Emitter Type: Case Depth:	
Case Length (mm)	Emitter Length (mm)
700	400
800	500
900	600
1000	700
1100	800
1200	900
1300	1000
1400	1100
1500	1200
1600	1300
1700	1400
1800	1500
1900	1600
2000	1700
2100	1800
2200	1900
2300	2000
2400	2100
2500	2200
2600	2300
2700	2400
2800	2500
2900	2600
3000	2700

E11 103mm	
ΔT50	ΔT56
294	340
367	426
440	511
514	596
587	681
661	766
734	851
807	936
881	1021
954	1106
1028	1191
1101	1277
1174	1362
1248	1447
1321	1532
1395	1617
1468	1702
1541	1787
1615	1872
1688	1957
1762	2042
1835	2128
1908	2213
1982	2298

E12 153mm	
ΔT50	ΔT56
378	437
472	547
566	656
661	765
755	874
850	984
944	1093
1038	1202
1133	1312
1227	1421
1322	1530
1416	1640
1510	1749
1605	1858
1699	1967
1794	2077
1888	2186
1982	2295
2077	2405
2171	2514
2266	2623
2360	2733
2454	2842
2549	2951

E22 176mm	
ΔT50	ΔT56
575	667
719	834
863	1000
1007	1167
1150	1334
1294	1500
1438	1667
1582	1834
1726	2000
1869	2167
2013	2334
2157	2501
2301	2667
2445	2834
2588	3001
2732	3167
2876	3334
3020	3501
3164	3667
3307	3834
3451	4001
3595	4168
3739	4334
3883	4501

E24 259mm	
ΔT50	ΔT56
758	878
948	1098
1137	1318
1327	1537
1516	1757
1706	1976
1895	2196
2085	2416
2274	2635
2464	2855
2653	3074
2843	3294
3032	3514
3222	3733
3411	3953
3601	4172
3790	4392
3980	4612
4169	4831
4359	5051
4548	5270
4738	5490
4927	5710
5117	5929

*Note: It is recommended that the case length is 300mm longer than emitter length. However, this will vary depending on the valve option selected. For LST over 3000mm long a joiner bracket is required - for further information please contact Merriott Radiators.

Per Metre
Emitter Height (mm)
143
215
288
360
433
505
578
650
723
795
868

E11		
Surface Area (m ²)	Water Content (l)	Dry Weight (kg)
1.39	1.05	6.75
2.09	1.81	10.10
2.78	2.58	13.50
3.47	3.20	17.20
4.17	4.01	20.65
4.87	4.80	24.05
5.56	5.43	27.50
6.26	6.10	30.90
6.95	6.84	34.15
7.65	7.56	37.35
7.82	8.30	40.60

E12		
Surface Area (m ²)	Water Content (l)	Dry Weight (kg)
2.43	1.05	9.25
3.65	1.81	13.94
4.87	2.58	18.71
6.08	3.20	24.10
7.30	4.01	28.51
8.52	4.80	32.85
9.74	5.43	37.26
10.95	6.10	41.60
12.17	6.84	46.02
13.39	7.56	50.38
13.56	8.30	54.80

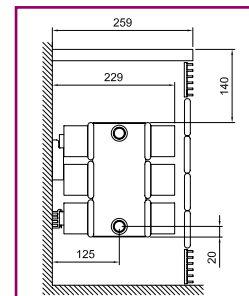
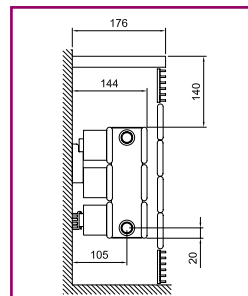
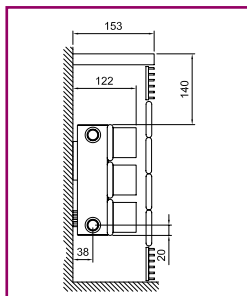
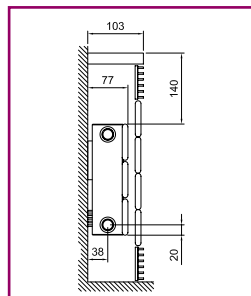
E22		
Surface Area (m ²)	Water Content (l)	Dry Weight (kg)
2.74	2.50	13.67
4.11	3.40	18.22
5.48	4.30	22.84
6.85	5.20	27.40
8.21	7.31	35.81
9.58	8.50	44.10
10.95	10.16	50.51
12.32	11.80	60.80
13.69	13.21	67.56
15.06	14.59	74.24
16.43	16.00	81.00

E24		
Surface Area (m ²)	Water Content (l)	Dry Weight (kg)
4.83	2.50	18.67
7.24	3.40	25.90
9.65	4.30	33.26
12.06	5.20	41.20
14.48	7.31	51.53
16.89	8.50	61.70
19.30	10.16	70.03
21.72	11.80	82.20
24.13	13.21	91.30
26.54	14.59	100.30
27.91	16.00	109.40

Style 7 - Case Height: 725mm

Detailed Data

Emitter Height: 505mm
 Fin Height: 505mm



Emitter Type: Case Depth:	
Case Length (mm)	Emitter Length (mm)
700	400
800	500
900	600
1000	700
1100	800
1200	900
1300	1000
1400	1100
1500	1200
1600	1300
1700	1400
1800	1500
1900	1600
2000	1700
2100	1800
2200	1900
2300	2000
2400	2100
2500	2200
2600	2300
2700	2400
2800	2500
2900	2600
3000	2700

E11 103mm	
ΔT50	ΔT56
333	386
417	483
500	580
583	676
666	773
750	869
833	966
916	1063
1000	1159
1083	1256
1166	1352
1250	1449
1333	1546
1416	1642
1499	1739
1583	1835
1666	1932
1749	2029
1833	2125
1916	2222
1999	2318
2083	2415
2166	2512
2249	2608

E12 153mm	
ΔT50	ΔT56
422	489
528	611
633	733
739	855
844	978
950	1100
1055	1222
1161	1344
1266	1466
1372	1589
1477	1711
1583	1833
1688	1955
1794	2077
1899	2200
2005	2322
2110	2444
2216	2566
2321	2688
2427	2811
2532	2933
2638	3055
2743	3177
2849	3299

E22 176mm	
ΔT50	ΔT56
647	750
809	938
971	1125
1133	1313
1294	1500
1456	1688
1618	1875
1780	2063
1942	2250
2103	2438
2265	2625
2427	2813
2589	3000
2751	3188
2912	3375
3074	3563
3236	3750
3398	3938
3560	4125
3721	4313
3883	4500
4045	4688
4207	4875
4369	5063

E24 259mm	
ΔT50	ΔT56
844	978
1055	1222
1265	1466
1476	1711
1687	1955
1898	2200
2109	2444
2320	2688
2531	2933
2742	3177
2953	3422
3164	3666
3374	3910
3585	4155
3796	4399
4007	4644
4218	4888
4429	5132
4640	5377
4851	5621
5062	5866
5273	6110
5483	6354
5694	6599

*Note: It is recommended that the case length is 300mm longer than emitter length. However, this will vary depending on the valve option selected. For LST over 3000mm long a joiner bracket is required - for further information please contact Merriott Radiators.

Per Metre
Emitter Height (mm)
143
215
288
360
433
505
578
650
723
795
868

E11		
Surface Area (m ²)	Water Content (l)	Dry Weight (kg)
1.39	1.05	6.75
2.09	1.81	10.10
2.78	2.58	13.50
3.47	3.20	17.20
4.17	4.01	20.65
4.87	4.80	24.05
5.56	5.43	27.50
6.26	6.10	30.90
6.95	6.84	34.15
7.65	7.56	37.35
7.82	8.30	40.60

E12		
Surface Area (m ²)	Water Content (l)	Dry Weight (kg)
2.43	1.05	9.25
3.65	1.81	13.94
4.87	2.58	18.71
6.08	3.20	24.10
7.30	4.01	28.51
8.52	4.80	32.85
9.74	5.43	37.26
10.95	6.10	41.60
12.17	6.84	46.02
13.39	7.56	50.38
13.56	8.30	54.80

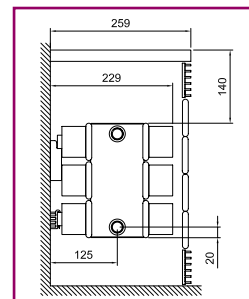
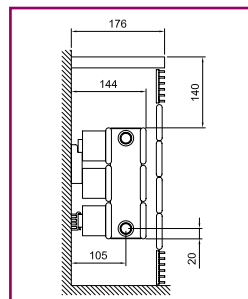
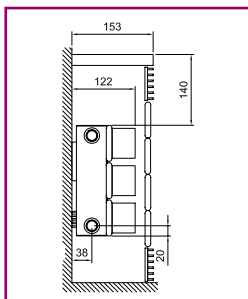
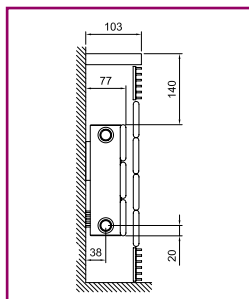
E22		
Surface Area (m ²)	Water Content (l)	Dry Weight (kg)
2.74	2.50	13.67
4.11	3.40	18.22
5.48	4.30	22.84
6.85	5.20	27.40
8.21	7.31	35.81
9.58	8.50	44.10
10.95	10.16	50.51
12.32	11.80	60.80
13.69	13.21	67.56
15.06	14.59	74.24
16.43	16.00	81.00

E24		
Surface Area (m ²)	Water Content (l)	Dry Weight (kg)
4.83	2.50	18.67
7.24	3.40	25.90
9.65	4.30	33.26
12.06	5.20	41.20
14.48	7.31	51.53
16.89	8.50	61.70
19.30	10.16	70.03
21.72	11.80	82.20
24.13	13.21	91.30
26.54	14.59	100.30
27.91	16.00	109.40

Style 7 - Case Height: 795mm

Detailed Data

Emitter Height: 578mm
Fin Height: 578mm



Emitter Type: Case Depth:	
Case Length (mm)	Emitter Length (mm)
700	400
800	500
900	600
1000	700
1100	800
1200	900
1300	1000
1400	1100
1500	1200
1600	1300
1700	1400
1800	1500
1900	1600
2000	1700
2100	1800
2200	1900
2300	2000
2400	2100
2500	2200
2600	2300
2700	2400
2800	2500
2900	2600
3000	2700

E11 103mm	
ΔT50	ΔT56
372	431
466	539
559	647
652	755
745	862
838	970
931	1078
1024	1186
1117	1294
1210	1401
1303	1509
1397	1617
1490	1725
1583	1833
1676	1940
1769	2048
1862	2156
1955	2264
2048	2372
2141	2479
2234	2587
2328	2695
2421	2803
2514	2911

E12 153mm	
ΔT50	ΔT56
468	542
585	678
702	814
819	949
936	1085
1053	1220
1170	1356
1287	1492
1404	1627
1521	1763
1638	1898
1755	2034
1872	2170
1989	2305
2106	2441
2223	2576
2340	2712
2457	2848
2574	2983
2691	3119
2808	3254
2925	3390
3042	3526
3159	3661

E22 176mm	
ΔT50	ΔT56
717	831
897	1039
1076	1246
1255	1454
1434	1662
1614	1869
1793	2077
1972	2285
2152	2492
2331	2700
2510	2908
2690	3116
2869	3323
3048	3531
3227	3739
3407	3946
3586	4154
3765	4362
3945	4569
4124	4777
4303	4985
4483	5193
4662	5400
4841	5608

E24 259mm	
ΔT50	ΔT56
925	1072
1157	1341
1388	1609
1619	1877
1850	2145
2082	2413
2313	2681
2544	2949
2776	3217
3007	3485
3238	3753
3470	4022
3701	4290
3932	4558
4163	4826
4395	5094
4626	5362
4857	5630
5089	5898
5320	6166
5551	6434
5783	6703
6014	6971
6245	7239

*Note: It is recommended that the case length is 300mm longer than emitter length. However, this will vary depending on the valve option selected. For LST over 3000mm long a joiner bracket is required - for further information please contact Merriott Radiators.

Per Metre
Emitter Height (mm)
143
215
288
360
433
505
578
650
723
795
868

E11		
Surface Area (m ²)	Water Content (l)	Dry Weight (kg)
1.39	1.05	6.75
2.09	1.81	10.10
2.78	2.58	13.50
3.47	3.20	17.20
4.17	4.01	20.65
4.87	4.80	24.05
5.56	5.43	27.50
6.26	6.10	30.90
6.95	6.84	34.15
7.65	7.56	37.35
7.82	8.30	40.60

E12		
Surface Area (m ²)	Water Content (l)	Dry Weight (kg)
2.43	1.05	9.25
3.65	1.81	13.94
4.87	2.58	18.71
6.08	3.20	24.10
7.30	4.01	28.51
8.52	4.80	32.85
9.74	5.43	37.26
10.95	6.10	41.60
12.17	6.84	46.02
13.39	7.56	50.38
13.56	8.30	54.80

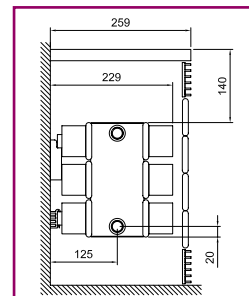
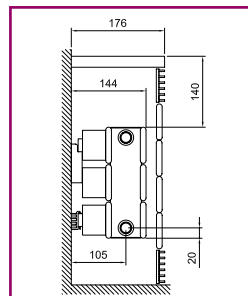
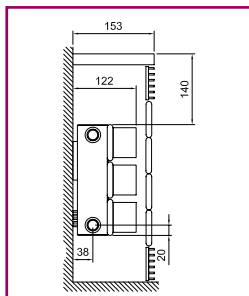
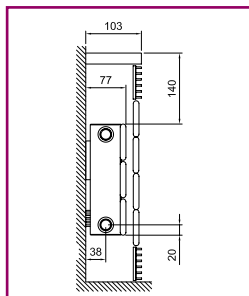
E22		
Surface Area (m ²)	Water Content (l)	Dry Weight (kg)
2.74	2.50	13.67
4.11	3.40	18.22
5.48	4.30	22.84
6.85	5.20	27.40
8.21	7.31	35.81
9.58	8.50	44.10
10.95	10.16	50.51
12.32	11.80	60.80
13.69	13.21	67.56
15.06	14.59	74.24
16.43	16.00	81.00

E24		
Surface Area (m ²)	Water Content (l)	Dry Weight (kg)
4.83	2.50	18.67
7.24	3.40	25.90
9.65	4.30	33.26
12.06	5.20	41.20
14.48	7.31	51.53
16.89	8.50	61.70
19.30	10.16	70.03
21.72	11.80	82.20
24.13	13.21	91.30
26.54	14.59	100.30
27.91	16.00	109.40

Style 7 - Case Height: 865mm

Detailed Data

Emitter Height: 650mm
 Fin Height: 650mm



Emitter Type: Case Depth:	
Case Length (mm)	Emitter Length (mm)
700	400
800	500
900	600
1000	700
1100	800
1200	900
1300	1000
1400	1100
1500	1200
1600	1300
1700	1400
1800	1500
1900	1600
2000	1700
2100	1800
2200	1900
2300	2000
2400	2100
2500	2200
2600	2300
2700	2400
2800	2500
2900	2600
3000	2700

E11 103mm	
ΔT50	ΔT56
410	474
512	593
614	712
717	830
819	949
922	1067
1024	1186
1126	1305
1229	1423
1331	1542
1434	1660
1536	1779
1638	1898
1741	2016
1843	2135
1946	2253
2048	2372
2150	2491
2253	2609
2355	2728
2458	2846
2560	2965
2662	3084
2765	3202

E12 153mm	
ΔT50	ΔT56
514	596
643	745
772	894
900	1043
1029	1192
1157	1341
1286	1490
1415	1639
1543	1788
1672	1937
1800	2086
1929	2235
2058	2384
2186	2533
2315	2682
2443	2831
2572	2980
2701	3129
2829	3278
2958	3427
3086	3576
3215	3725
3344	3874
3472	4023

E22 176mm	
ΔT50	ΔT56
784	908
980	1136
1176	1363
1372	1590
1568	1817
1764	2044
1960	2271
2156	2498
2352	2725
2548	2952
2744	3179
2940	3407
3136	3634
3332	3861
3528	4088
3724	4315
3920	4542
4116	4769
4312	4996
4508	5223
4704	5450
4900	5678
5096	5905
5292	6132

E24 259mm	
ΔT50	ΔT56
999	1158
1249	1448
1499	1737
1749	2027
1998	2316
2248	2606
2498	2895
2748	3185
2998	3474
3247	3764
3497	4053
3747	4343
3997	4632
4247	4922
4496	5211
4746	5501
4996	5790
5246	6080
5496	6369
5745	6659
5995	6948
6245	7238
6495	7527
6745	7817

*Note: It is recommended that the case length is 300mm longer than emitter length. However, this will vary depending on the valve option selected. For LST over 3000mm long a joiner bracket is required - for further information please contact Merriott Radiators.

Per Metre
Emitter Height (mm)
143
215
288
360
433
505
578
650
723
795
868

E11		
Surface Area (m ²)	Water Content (l)	Dry Weight (kg)
1.39	1.05	6.75
2.09	1.81	10.10
2.78	2.58	13.50
3.47	3.20	17.20
4.17	4.01	20.65
4.87	4.80	24.05
5.56	5.43	27.50
6.26	6.10	30.90
6.95	6.84	34.15
7.65	7.56	37.35
7.82	8.30	40.60

E12		
Surface Area (m ²)	Water Content (l)	Dry Weight (kg)
2.43	1.05	9.25
3.65	1.81	13.94
4.87	2.58	18.71
6.08	3.20	24.10
7.30	4.01	28.51
8.52	4.80	32.85
9.74	5.43	37.26
10.95	6.10	41.60
12.17	6.84	46.02
13.39	7.56	50.38
13.56	8.30	54.80

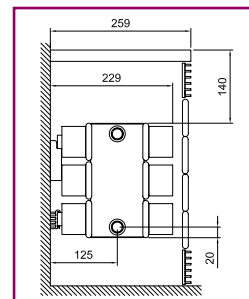
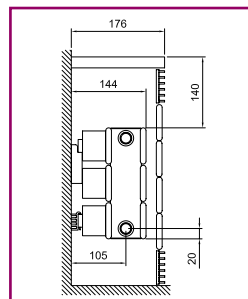
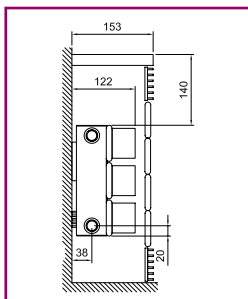
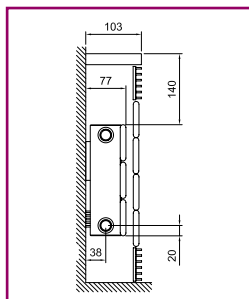
E22		
Surface Area (m ²)	Water Content (l)	Dry Weight (kg)
2.74	2.50	13.67
4.11	3.40	18.22
5.48	4.30	22.84
6.85	5.20	27.40
8.21	7.31	35.81
9.58	8.50	44.10
10.95	10.16	50.51
12.32	11.80	60.80
13.69	13.21	67.56
15.06	14.59	74.24
16.43	16.00	81.00

E24		
Surface Area (m ²)	Water Content (l)	Dry Weight (kg)
4.83	2.50	18.67
7.24	3.40	25.90
9.65	4.30	33.26
12.06	5.20	41.20
14.48	7.31	51.53
16.89	8.50	61.70
19.30	10.16	70.03
21.72	11.80	82.20
24.13	13.21	91.30
26.54	14.59	100.30
27.91	16.00	109.40

Style 7 - Case Height: 935mm

Detailed Data

Emitter Height: 723mm
Fin Height: 723mm



Emitter Type: Case Depth:	
Case Length (mm)	Emitter Length (mm)
700	400
800	500
900	600
1000	700
1100	800
1200	900
1300	1000
1400	1100
1500	1200
1600	1300
1700	1400
1800	1500
1900	1600
2000	1700
2100	1800
2200	1900
2300	2000
2400	2100
2500	2200
2600	2300
2700	2400
2800	2500
2900	2600
3000	2700

E11 103mm	
ΔT50	ΔT56
446	517
558	647
670	776
781	905
893	1034
1004	1164
1116	1293
1228	1422
1339	1552
1451	1681
1562	1810
1674	1940
1786	2069
1897	2198
2009	2327
2120	2457
2232	2586
2344	2715
2455	2845
2567	2974
2678	3103
2790	3233
2902	3362
3013	3491

E12 153mm	
ΔT50	ΔT56
561	650
702	813
842	976
982	1138
1122	1301
1263	1463
1403	1626
1543	1789
1684	1951
1824	2114
1964	2276
2105	2439
2245	2602
2385	2764
2525	2927
2666	3089
2806	3252
2946	3415
3087	3577
3227	3740
3367	3902
3508	4065
3648	4228
3788	4390

E22 176mm	
ΔT50	ΔT56
850	984
1062	1231
1274	1477
1487	1723
1699	1969
1912	2215
2124	2461
2336	2707
2549	2953
2761	3199
2974	3445
3186	3692
3398	3938
3611	4184
3823	4430
4036	4676
4248	4922
4460	5168
4673	5414
4885	5660
5098	5906
5310	6153
5522	6399
5735	6645

E24 259mm	
ΔT50	ΔT56
1067	1236
1334	1546
1601	1855
1868	2164
2134	2473
2401	2782
2668	3091
2935	3400
3202	3709
3468	4018
3735	4327
4002	4637
4269	4946
4536	5255
4802	5564
5069	5873
5336	6182
5603	6491
5870	6800
6136	7109
6403	7418
6670	7728
6937	8037
7204	8346

*Note: It is recommended that the case length is 300mm longer than emitter length. However, this will vary depending on the valve option selected. For LST over 3000mm long a joiner bracket is required - for further information please contact Merriott Radiators.

Per Metre
Emitter Height (mm)
143
215
288
360
433
505
578
650
723
795
868

E11		
Surface Area (m ²)	Water Content (l)	Dry Weight (kg)
1.39	1.05	6.75
2.09	1.81	10.10
2.78	2.58	13.50
3.47	3.20	17.20
4.17	4.01	20.65
4.87	4.80	24.05
5.56	5.43	27.50
6.26	6.10	30.90
6.95	6.84	34.15
7.65	7.56	37.35
7.82	8.30	40.60

E12		
Surface Area (m ²)	Water Content (l)	Dry Weight (kg)
2.43	1.05	9.25
3.65	1.81	13.94
4.87	2.58	18.71
6.08	3.20	24.10
7.30	4.01	28.51
8.52	4.80	32.85
9.74	5.43	37.26
10.95	6.10	41.60
12.17	6.84	46.02
13.39	7.56	50.38
13.56	8.30	54.80

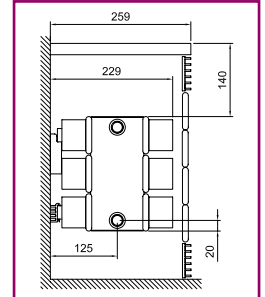
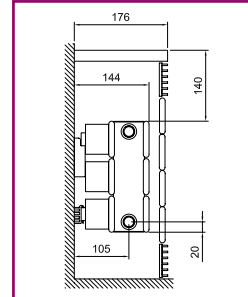
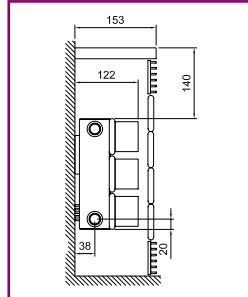
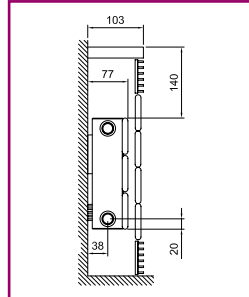
E22		
Surface Area (m ²)	Water Content (l)	Dry Weight (kg)
2.74	2.50	13.67
4.11	3.40	18.22
5.48	4.30	22.84
6.85	5.20	27.40
8.21	7.31	35.81
9.58	8.50	44.10
10.95	10.16	50.51
12.32	11.80	60.80
13.69	13.21	67.56
15.06	14.59	74.24
16.43	16.00	81.00

E24		
Surface Area (m ²)	Water Content (l)	Dry Weight (kg)
4.83	2.50	18.67
7.24	3.40	25.90
9.65	4.30	33.26
12.06	5.20	41.20
14.48	7.31	51.53
16.89	8.50	61.70
19.30	10.16	70.03
21.72	11.80	82.20
24.13	13.21	91.30
26.54	14.59	100.30
27.91	16.00	109.40

Style 7 - Case Height: 1005mm

Detailed Data

Emitter Height: 795mm
Fin Height: 795mm



Emitter Type: Case Depth:	
Case Length (mm)	Emitter Length (mm)
700	400
800	500
900	600
1000	700
1100	800
1200	900
1300	1000
1400	1100
1500	1200
1600	1300
1700	1400
1800	1500
1900	1600
2000	1700
2100	1800
2200	1900
2300	2000
2400	2100
2500	2200
2600	2300
2700	2400
2800	2500
2900	2600
3000	2700

E11 103mm	
ΔT50	ΔT56
482	558
602	698
722	837
843	977
963	1116
1084	1256
1204	1395
1324	1535
1445	1674
1565	1814
1686	1953
1806	2093
1926	2232
2047	2372
2167	2511
2288	2651
2408	2790
2528	2930
2649	3069
2769	3209
2890	3348
3010	3488
3130	3627
3251	3767

E12 153mm	
ΔT50	ΔT56
609	705
761	882
913	1058
1065	1234
1218	1410
1370	1587
1522	1763
1674	1939
1826	2116
1979	2292
2131	2468
2283	2645
2435	2821
2587	2997
2740	3173
2892	3350
3044	3526
3196	3702
3348	3879
3501	4055
3653	4231
3805	4408
3957	4584
4109	4760

E22 176mm	
ΔT50	ΔT56
912	1057
1141	1322
1369	1586
1597	1850
1825	2114
2053	2379
2281	2643
2509	2907
2737	3172
2965	3436
3193	3700
3422	3965
3650	4229
3878	4493
4106	4757
4334	5022
4562	5286
4790	5550
5018	5815
5246	6079
5474	6343
5703	6608
5931	6872
6159	7136

E24 259mm	
ΔT50	ΔT56
1128	1307
1410	1634
1691	1960
1973	2287
2255	2614
2537	2940
2819	3267
3101	3594
3383	3920
3665	4247
3947	4574
4229	4901
4510	5227
4792	5554
5074	5881
5356	6207
5638	6534
5920	6861
6202	7187
6484	7514
6766	7841
7048	8168
7329	8494
7611	8821

*Note: It is recommended that the case length is 300mm longer than emitter length. However, this will vary depending on the valve option selected. For LST over 3000mm long a joiner bracket is required - for further information please contact Merriott Radiators.

Per Metre
Emitter Height (mm)
143
215
288
360
433
505
578
650
723
795
868

E11		
Surface Area (m ²)	Water Content (l)	Dry Weight (kg)
1.39	1.05	6.75
2.09	1.81	10.10
2.78	2.58	13.50
3.47	3.20	17.20
4.17	4.01	20.65
4.87	4.80	24.05
5.56	5.43	27.50
6.26	6.10	30.90
6.95	6.84	34.15
7.65	7.56	37.35
7.82	8.30	40.60

E12		
Surface Area (m ²)	Water Content (l)	Dry Weight (kg)
2.43	1.05	9.25
3.65	1.81	13.94
4.87	2.58	18.71
6.08	3.20	24.10
7.30	4.01	28.51
8.52	4.80	32.85
9.74	5.43	37.26
10.95	6.10	41.60
12.17	6.84	46.02
13.39	7.56	50.38
13.56	8.30	54.80

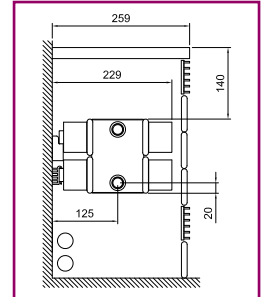
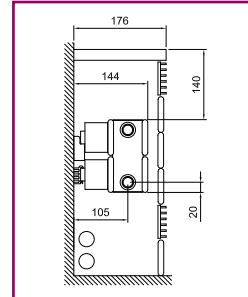
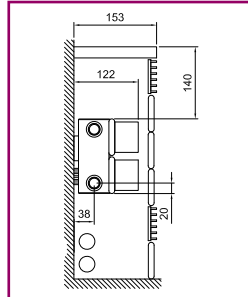
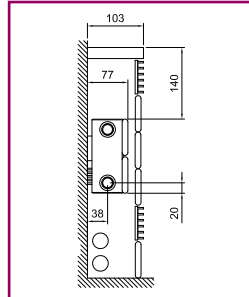
E22		
Surface Area (m ²)	Water Content (l)	Dry Weight (kg)
2.74	2.50	13.67
4.11	3.40	18.22
5.48	4.30	22.84
6.85	5.20	27.40
8.21	7.31	35.81
9.58	8.50	44.10
10.95	10.16	50.51
12.32	11.80	60.80
13.69	13.21	67.56
15.06	14.59	74.24
16.43	16.00	81.00

E24		
Surface Area (m ²)	Water Content (l)	Dry Weight (kg)
4.83	2.50	18.67
7.24	3.40	25.90
9.65	4.30	33.26
12.06	5.20	41.20
14.48	7.31	51.53
16.89	8.50	61.70
19.30	10.16	70.03
21.72	11.80	82.20
24.13	13.21	91.30
26.54	14.59	100.30
27.91	16.00	109.40

Style 8 - Case Height: 445mm

Detailed Data

Emitter Height: 143mm
Fin Height: 143mm



Emitter Type: Case Depth:	
Case Length (mm)	Emitter Length (mm)
700	400
800	500
900	600
1000	700
1100	800
1200	900
1300	1000
1400	1100
1500	1200
1600	1300
1700	1400
1800	1500
1900	1600
2000	1700
2100	1800
2200	1900
2300	2000
2400	2100
2500	2200
2600	2300
2700	2400
2800	2500
2900	2600
3000	2700

E11 103mm	
ΔT50	ΔT56
99	115
124	144
149	172
174	201
198	230
223	258
248	287
273	316
298	344
322	373
347	402
372	431
397	459
422	488
446	517
471	545
496	574
521	603
546	631
570	660
595	689
620	718
645	746
670	775

E12 153mm	
ΔT50	ΔT56
144	166
180	208
215	250
251	291
287	333
323	374
359	416
395	458
431	499
467	541
503	582
539	624
574	666
610	707
646	749
682	790
718	832
754	874
790	915
826	957
862	998
898	1040
933	1082
969	1123

E22 176mm	
ΔT50	ΔT56
244	282
305	353
366	424
427	494
488	565
549	635
610	706
671	777
732	847
793	918
854	988
915	1059
976	1130
1037	1200
1098	1271
1159	1341
1220	1412
1281	1483
1342	1553
1403	1624
1464	1694
1525	1765
1586	1836
1647	1906

E24 259mm	
ΔT50	ΔT56
320	370
400	463
479	556
559	648
639	741
719	833
799	926
879	1019
959	1111
1039	1204
1119	1296
1199	1389
1278	1482
1358	1574
1438	1667
1518	1759
1598	1852
1678	1945
1758	2037
1838	2130
1918	2222
1998	2315
2077	2408
2157	2500

*Note: It is recommended that the case length is 300mm longer than emitter length. However, this will vary depending on the valve option selected. For LST over 3000mm long a joiner bracket is required - for further information please contact Merriott Radiators.

Per Metre
Emitter Height (mm)
143
215
288
360
433
505
578
650
723
795
868

E11		
Surface Area (m ²)	Water Content (l)	Dry Weight (kg)
1.39	1.05	6.75
2.09	1.81	10.10
2.78	2.58	13.50
3.47	3.20	17.20
4.17	4.01	20.65
4.87	4.80	24.05
5.56	5.43	27.50
6.26	6.10	30.90
6.95	6.84	34.15
7.65	7.56	37.35
7.82	8.30	40.60

E12		
Surface Area (m ²)	Water Content (l)	Dry Weight (kg)
2.43	1.05	9.25
3.65	1.81	13.94
4.87	2.58	18.71
6.08	3.20	24.10
7.30	4.01	28.51
8.52	4.80	32.85
9.74	5.43	37.26
10.95	6.10	41.60
12.17	6.84	46.02
13.39	7.56	50.38
13.56	8.30	54.80

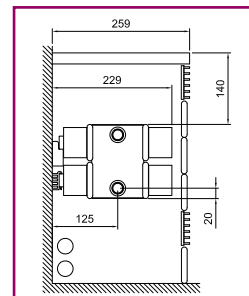
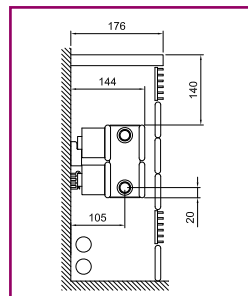
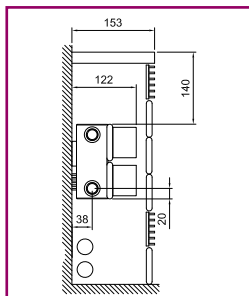
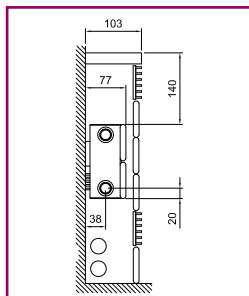
E22		
Surface Area (m ²)	Water Content (l)	Dry Weight (kg)
2.74	2.50	13.67
4.11	3.40	18.22
5.48	4.30	22.84
6.85	5.20	27.40
8.21	7.31	35.81
9.58	8.50	44.10
10.95	10.16	50.51
12.32	11.80	60.80
13.69	13.21	67.56
15.06	14.59	74.24
16.43	16.00	81.00

E24		
Surface Area (m ²)	Water Content (l)	Dry Weight (kg)
4.83	2.50	18.67
7.24	3.40	25.90
9.65	4.30	33.26
12.06	5.20	41.20
14.48	7.31	51.53
16.89	8.50	61.70
19.30	10.16	70.03
21.72	11.80	82.20
24.13	13.21	91.30
26.54	14.59	100.30
27.91	16.00	109.40

Style 8 - Case Height: 515mm

Detailed Data

Emitter Height: 215mm
Fin Height: 215mm



Emitter Type: Case Depth:	
Case Length (mm)	Emitter Length (mm)
700	400
800	500
900	600
1000	700
1100	800
1200	900
1300	1000
1400	1100
1500	1200
1600	1300
1700	1400
1800	1500
1900	1600
2000	1700
2100	1800
2200	1900
2300	2000
2400	2100
2500	2200
2600	2300
2700	2400
2800	2500
2900	2600
3000	2700

E11 103mm	
ΔT50	ΔT56
145	168
182	210
218	252
254	294
290	336
327	378
363	420
399	462
436	504
472	546
508	588
545	630
581	672
617	714
653	756
690	798
726	840
762	882
799	924
835	966
871	1008
908	1050
944	1092
980	1134

E12 153mm	
ΔT50	ΔT56
204	237
256	296
307	355
358	414
409	474
460	533
511	592
562	651
613	710
664	770
715	829
767	888
818	947
869	1006
920	1066
971	1125
1022	1184
1073	1243
1124	1302
1175	1362
1226	1421
1278	1480
1329	1539
1380	1598

E22 176mm	
ΔT50	ΔT56
335	388
419	486
503	583
587	680
670	777
754	874
838	971
922	1068
1006	1165
1089	1262
1173	1359
1257	1457
1341	1554
1425	1651
1508	1748
1592	1845
1676	1942
1760	2039
1844	2136
1927	2233
2011	2330
2095	2428
2179	2525
2263	2622

E24 259mm	
ΔT50	ΔT56
439	508
549	636
658	763
768	890
878	1017
987	1144
1097	1271
1207	1398
1316	1525
1426	1652
1536	1779
1646	1907
1755	2034
1865	2161
1975	2288
2084	2415
2194	2542
2304	2669
2413	2796
2523	2923
2633	3050
2743	3178
2852	3305
2962	3432

*Note: It is recommended that the case length is 300mm longer than emitter length. However, this will vary depending on the valve option selected. For LST over 3000mm long a joiner bracket is required - for further information please contact Merriott Radiators.

Per Metre
Emitter Height (mm)
143
215
288
360
433
505
578
650
723
795
868

E11		
Surface Area (m ²)	Water Content (l)	Dry Weight (kg)
1.39	1.05	6.75
2.09	1.81	10.10
2.78	2.58	13.50
3.47	3.20	17.20
4.17	4.01	20.65
4.87	4.80	24.05
5.56	5.43	27.50
6.26	6.10	30.90
6.95	6.84	34.15
7.65	7.56	37.35
7.82	8.30	40.60

E12		
Surface Area (m ²)	Water Content (l)	Dry Weight (kg)
2.43	1.05	9.25
3.65	1.81	13.94
4.87	2.58	18.71
6.08	3.20	24.10
7.30	4.01	28.51
8.52	4.80	32.85
9.74	5.43	37.26
10.95	6.10	41.60
12.17	6.84	46.02
13.39	7.56	50.38
13.56	8.30	54.80

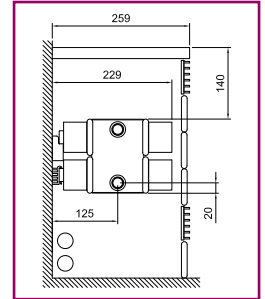
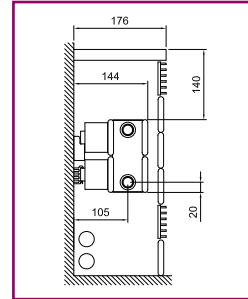
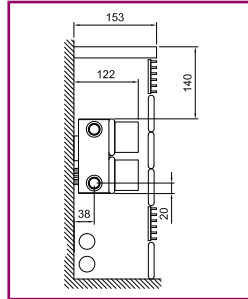
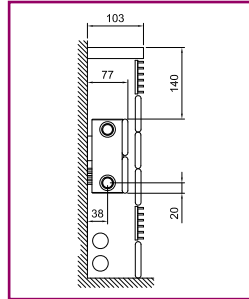
E22		
Surface Area (m ²)	Water Content (l)	Dry Weight (kg)
2.74	2.50	13.67
4.11	3.40	18.22
5.48	4.30	22.84
6.85	5.20	27.40
8.21	7.31	35.81
9.58	8.50	44.10
10.95	10.16	50.51
12.32	11.80	60.80
13.69	13.21	67.56
15.06	14.59	74.24
16.43	16.00	81.00

E24		
Surface Area (m ²)	Water Content (l)	Dry Weight (kg)
4.83	2.50	18.67
7.24	3.40	25.90
9.65	4.30	33.26
12.06	5.20	41.20
14.48	7.31	51.53
16.89	8.50	61.70
19.30	10.16	70.03
21.72	11.80	82.20
24.13	13.21	91.30
26.54	14.59	100.30
27.91	16.00	109.40

Style 8 - Case Height: 585mm

Detailed Data

Emitter Height: 288mm
Fin Height: 288mm



Emitter Type: Case Depth:	
Case Length (mm)	Emitter Length (mm)
700	400
800	500
900	600
1000	700
1100	800
1200	900
1300	1000
1400	1100
1500	1200
1600	1300
1700	1400
1800	1500
1900	1600
2000	1700
2100	1800
2200	1900
2300	2000
2400	2100
2500	2200
2600	2300
2700	2400
2800	2500
2900	2600
3000	2700

E11 103mm	
ΔT50	ΔT56
192	222
240	278
287	333
335	389
383	444
431	500
479	555
527	611
575	666
623	722
671	777
719	833
766	888
814	944
862	999
910	1055
958	1110
1006	1166
1054	1221
1102	1277
1150	1332
1198	1388
1245	1443
1293	1499

E12 153mm	
ΔT50	ΔT56
264	306
330	383
396	459
462	536
528	612
594	689
660	765
726	842
792	918
858	995
924	1071
990	1148
1056	1224
1122	1301
1188	1377
1254	1454
1320	1530
1386	1607
1452	1683
1518	1760
1584	1836
1650	1913
1716	1989
1782	2066

E22 176mm	
ΔT50	ΔT56
420	487
526	609
631	731
736	853
841	974
946	1096
1051	1218
1156	1340
1261	1462
1366	1583
1471	1705
1577	1827
1682	1949
1787	2071
1892	2192
1997	2314
2102	2436
2207	2558
2312	2680
2417	2801
2522	2923
2628	3045
2733	3167
2838	3289

E24 259mm	
ΔT50	ΔT56
550	638
688	797
825	956
963	1116
1100	1275
1238	1435
1375	1594
1513	1753
1650	1913
1788	2072
1925	2232
2063	2391
2200	2550
2338	2710
2475	2869
2613	3029
2750	3188
2888	3347
3025	3507
3163	3666
3300	3826
3438	3985
3575	4144
3713	4304

*Note: It is recommended that the case length is 300mm longer than emitter length. However, this will vary depending on the valve option selected. For LST over 3000mm long a joiner bracket is required - for further information please contact Merriott Radiators.

Per Metre
Emitter Height (mm)
143
215
288
360
433
505
578
650
723
795
868

E11		
Surface Area (m ²)	Water Content (l)	Dry Weight (kg)
1.39	1.05	6.75
2.09	1.81	10.10
2.78	2.58	13.50
3.47	3.20	17.20
4.17	4.01	20.65
4.87	4.80	24.05
5.56	5.43	27.50
6.26	6.10	30.90
6.95	6.84	34.15
7.65	7.56	37.35
7.82	8.30	40.60

E12		
Surface Area (m ²)	Water Content (l)	Dry Weight (kg)
2.43	1.05	9.25
3.65	1.81	13.94
4.87	2.58	18.71
6.08	3.20	24.10
7.30	4.01	28.51
8.52	4.80	32.85
9.74	5.43	37.26
10.95	6.10	41.60
12.17	6.84	46.02
13.39	7.56	50.38
13.56	8.30	54.80

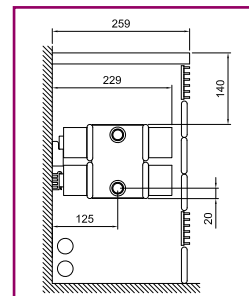
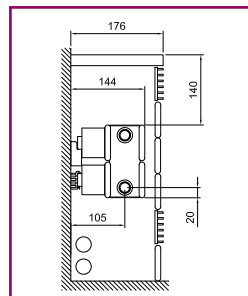
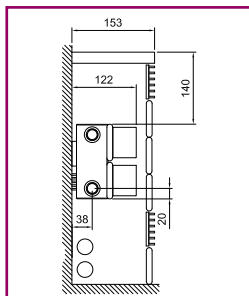
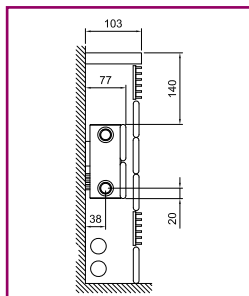
E22		
Surface Area (m ²)	Water Content (l)	Dry Weight (kg)
2.74	2.50	13.67
4.11	3.40	18.22
5.48	4.30	22.84
6.85	5.20	27.40
8.21	7.31	35.81
9.58	8.50	44.10
10.95	10.16	50.51
12.32	11.80	60.80
13.69	13.21	67.56
15.06	14.59	74.24
16.43	16.00	81.00

E24		
Surface Area (m ²)	Water Content (l)	Dry Weight (kg)
4.83	2.50	18.67
7.24	3.40	25.90
9.65	4.30	33.26
12.06	5.20	41.20
14.48	7.31	51.53
16.89	8.50	61.70
19.30	10.16	70.03
21.72	11.80	82.20
24.13	13.21	91.30
26.54	14.59	100.30
27.91	16.00	109.40

Style 8 - Case Height: 655mm

Detailed Data

Emitter Height: 360mm
Fin Height: 360mm



Emitter Type: Case Depth:	
Case Length (mm)	Emitter Length (mm)
700	400
800	500
900	600
1000	700
1100	800
1200	900
1300	1000
1400	1100
1500	1200
1600	1300
1700	1400
1800	1500
1900	1600
2000	1700
2100	1800
2200	1900
2300	2000
2400	2100
2500	2200
2600	2300
2700	2400
2800	2500
2900	2600
3000	2700

E11 103mm	
ΔT50	ΔT56
252	292
315	365
378	438
441	511
504	584
567	657
630	730
693	803
756	876
819	949
882	1022
945	1095
1008	1168
1071	1241
1134	1314
1197	1387
1260	1460
1323	1533
1386	1606
1449	1679
1512	1752
1575	1825
1638	1898
1701	1971

E12 153mm	
ΔT50	ΔT56
332	385
416	481
499	577
582	673
665	770
748	866
831	962
914	1058
997	1154
1080	1251
1163	1347
1247	1443
1330	1539
1413	1635
1496	1732
1579	1828
1662	1924
1745	2020
1828	2116
1911	2213
1994	2309
2078	2405
2161	2501
2244	2597

E22 176mm	
ΔT50	ΔT56
499	578
624	723
749	868
874	1012
998	1157
1123	1301
1248	1446
1373	1591
1498	1735
1622	1880
1747	2024
1872	2169
1997	2314
2122	2458
2246	2603
2371	2747
2496	2892
2621	3037
2746	3181
2870	3326
2995	3470
3120	3615
3245	3760
3370	3904

E24 259mm	
ΔT50	ΔT56
664	770
831	963
997	1155
1163	1348
1329	1540
1495	1733
1661	1925
1827	2118
1993	2310
2159	2503
2325	2695
2492	2888
2658	3080
2824	3273
2990	3465
3156	3658
3322	3850
3488	4043
3654	4235
3820	4428
3986	4620
4153	4813
4319	5005
4485	5198

*Note: It is recommended that the case length is 300mm longer than emitter length. However, this will vary depending on the valve option selected. For LST over 3000mm long a joiner bracket is required - for further information please contact Merriott Radiators.

Per Metre
Emitter Height (mm)
143
215
288
360
433
505
578
650
723
795
868

E11		
Surface Area (m ²)	Water Content (l)	Dry Weight (kg)
1.39	1.05	6.75
2.09	1.81	10.10
2.78	2.58	13.50
3.47	3.20	17.20
4.17	4.01	20.65
4.87	4.80	24.05
5.56	5.43	27.50
6.26	6.10	30.90
6.95	6.84	34.15
7.65	7.56	37.35
7.82	8.30	40.60

E12		
Surface Area (m ²)	Water Content (l)	Dry Weight (kg)
2.43	1.05	9.25
3.65	1.81	13.94
4.87	2.58	18.71
6.08	3.20	24.10
7.30	4.01	28.51
8.52	4.80	32.85
9.74	5.43	37.26
10.95	6.10	41.60
12.17	6.84	46.02
13.39	7.56	50.38
13.56	8.30	54.80

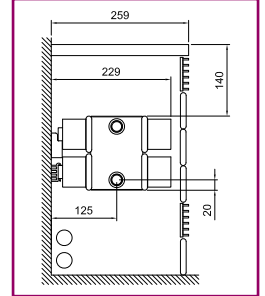
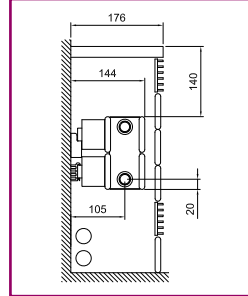
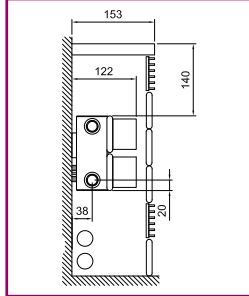
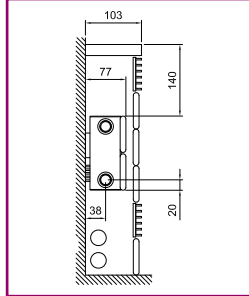
E22		
Surface Area (m ²)	Water Content (l)	Dry Weight (kg)
2.74	2.50	13.67
4.11	3.40	18.22
5.48	4.30	22.84
6.85	5.20	27.40
8.21	7.31	35.81
9.58	8.50	44.10
10.95	10.16	50.51
12.32	11.80	60.80
13.69	13.21	67.56
15.06	14.59	74.24
16.43	16.00	81.00

E24		
Surface Area (m ²)	Water Content (l)	Dry Weight (kg)
4.83	2.50	18.67
7.24	3.40	25.90
9.65	4.30	33.26
12.06	5.20	41.20
14.48	7.31	51.53
16.89	8.50	61.70
19.30	10.16	70.03
21.72	11.80	82.20
24.13	13.21	91.30
26.54	14.59	100.30
27.91	16.00	109.40

Style 8 - Case Height: 725mm

Detailed Data

Emitter Height: 433mm
Fin Height: 433mm



Emitter Type: Case Depth:	
Case Length (mm)	Emitter Length (mm)
700	400
800	500
900	600
1000	700
1100	800
1200	900
1300	1000
1400	1100
1500	1200
1600	1300
1700	1400
1800	1500
1900	1600
2000	1700
2100	1800
2200	1900
2300	2000
2400	2100
2500	2200
2600	2300
2700	2400
2800	2500
2900	2600
3000	2700

E11 103mm	
ΔT50	ΔT56
294	340
367	426
440	511
514	596
587	681
661	766
734	851
807	936
881	1021
954	1106
1028	1191
1101	1277
1174	1362
1248	1447
1321	1532
1395	1617
1468	1702
1541	1787
1615	1872
1688	1957
1762	2042
1835	2128
1908	2213
1982	2298

E12 153mm	
ΔT50	ΔT56
378	437
472	547
566	656
661	765
755	874
850	984
944	1093
1038	1202
1133	1312
1227	1421
1322	1530
1416	1640
1510	1749
1605	1858
1699	1967
1794	2077
1888	2186
1982	2295
2077	2405
2171	2514
2266	2623
2360	2733
2454	2842
2549	2951

E22 176mm	
ΔT50	ΔT56
575	667
719	834
863	1000
1007	1167
1150	1334
1294	1500
1438	1667
1582	1834
1726	2000
1869	2167
2013	2334
2157	2501
2301	2667
2445	2834
2588	3001
2732	3167
2876	3334
3020	3501
3164	3667
3307	3834
3451	4001
3595	4168
3739	4334
3883	4501

E24 259mm	
ΔT50	ΔT56
758	878
948	1098
1137	1318
1327	1537
1516	1757
1706	1976
1895	2196
2085	2416
2274	2635
2464	2855
2653	3074
2843	3294
3032	3514
3222	3733
3411	3953
3601	4172
3790	4392
3980	4612
4169	4831
4359	5051
4548	5270
4738	5490
4927	5710
5117	5929

*Note: It is recommended that the case length is 300mm longer than emitter length. However, this will vary depending on the valve option selected. For LST over 3000mm long a joiner bracket is required - for further information please contact Merriott Radiators.

Per Metre
Emitter Height (mm)
143
215
288
360
433
505
578
650
723
795
868

E11		
Surface Area (m ²)	Water Content (l)	Dry Weight (kg)
1.39	1.05	6.75
2.09	1.81	10.10
2.78	2.58	13.50
3.47	3.20	17.20
4.17	4.01	20.65
4.87	4.80	24.05
5.56	5.43	27.50
6.26	6.10	30.90
6.95	6.84	34.15
7.65	7.56	37.35
7.82	8.30	40.60

E12		
Surface Area (m ²)	Water Content (l)	Dry Weight (kg)
2.43	1.05	9.25
3.65	1.81	13.94
4.87	2.58	18.71
6.08	3.20	24.10
7.30	4.01	28.51
8.52	4.80	32.85
9.74	5.43	37.26
10.95	6.10	41.60
12.17	6.84	46.02
13.39	7.56	50.38
13.56	8.30	54.80

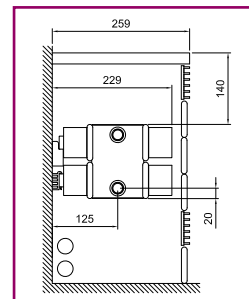
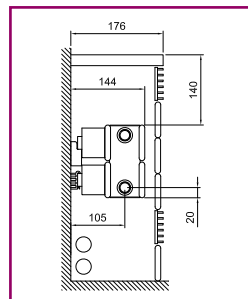
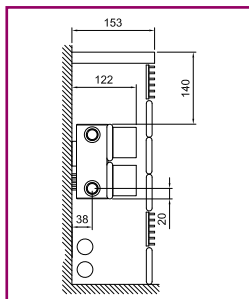
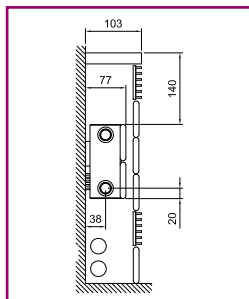
E22		
Surface Area (m ²)	Water Content (l)	Dry Weight (kg)
2.74	2.50	13.67
4.11	3.40	18.22
5.48	4.30	22.84
6.85	5.20	27.40
8.21	7.31	35.81
9.58	8.50	44.10
10.95	10.16	50.51
12.32	11.80	60.80
13.69	13.21	67.56
15.06	14.59	74.24
16.43	16.00	81.00

E24		
Surface Area (m ²)	Water Content (l)	Dry Weight (kg)
4.83	2.50	18.67
7.24	3.40	25.90
9.65	4.30	33.26
12.06	5.20	41.20
14.48	7.31	51.53
16.89	8.50	61.70
19.30	10.16	70.03
21.72	11.80	82.20
24.13	13.21	91.30
26.54	14.59	100.30
27.91	16.00	109.40

Style 8 - Case Height: 795mm

Detailed Data

Emitter Height: 505mm
 Fin Height: 505mm



Emitter Type: Case Depth:	
Case Length (mm)	Emitter Length (mm)
700	400
800	500
900	600
1000	700
1100	800
1200	900
1300	1000
1400	1100
1500	1200
1600	1300
1700	1400
1800	1500
1900	1600
2000	1700
2100	1800
2200	1900
2300	2000
2400	2100
2500	2200
2600	2300
2700	2400
2800	2500
2900	2600
3000	2700

E11 103mm	
ΔT50	ΔT56
333	386
417	483
500	580
583	676
666	773
750	869
833	966
916	1063
1000	1159
1083	1256
1166	1352
1250	1449
1333	1546
1416	1642
1499	1739
1583	1835
1666	1932
1749	2029
1833	2125
1916	2222
1999	2318
2083	2415
2166	2512
2249	2608

E12 153mm	
ΔT50	ΔT56
422	489
528	611
633	733
739	855
844	978
950	1100
1055	1222
1161	1344
1266	1466
1372	1589
1477	1711
1583	1833
1688	1955
1794	2077
1899	2200
2005	2322
2110	2444
2216	2566
2321	2688
2427	2811
2532	2933
2638	3055
2743	3177
2849	3299

E22 176mm	
ΔT50	ΔT56
647	750
809	938
971	1125
1133	1313
1294	1500
1456	1688
1618	1875
1780	2063
1942	2250
2103	2438
2265	2625
2427	2813
2589	3000
2751	3188
2912	3375
3074	3563
3236	3750
3398	3938
3560	4125
3721	4313
3883	4500
4045	4688
4207	4875
4369	5063

E24 259mm	
ΔT50	ΔT56
844	978
1055	1222
1265	1466
1476	1711
1687	1955
1898	2200
2109	2444
2320	2688
2531	2933
2742	3177
2953	3422
3164	3666
3374	3910
3585	4155
3796	4399
4007	4644
4218	4888
4429	5132
4640	5377
4851	5621
5062	5866
5273	6110
5483	6354
5694	6599

*Note: It is recommended that the case length is 300mm longer than emitter length. However, this will vary depending on the valve option selected. For LST over 3000mm long a joiner bracket is required - for further information please contact Merriott Radiators.

Per Metre
Emitter Height (mm)
143
215
288
360
433
505
578
650
723
795
868

E11		
Surface Area (m ²)	Water Content (l)	Dry Weight (kg)
1.39	1.05	6.75
2.09	1.81	10.10
2.78	2.58	13.50
3.47	3.20	17.20
4.17	4.01	20.65
4.87	4.80	24.05
5.56	5.43	27.50
6.26	6.10	30.90
6.95	6.84	34.15
7.65	7.56	37.35
7.82	8.30	40.60

E12		
Surface Area (m ²)	Water Content (l)	Dry Weight (kg)
2.43	1.05	9.25
3.65	1.81	13.94
4.87	2.58	18.71
6.08	3.20	24.10
7.30	4.01	28.51
8.52	4.80	32.85
9.74	5.43	37.26
10.95	6.10	41.60
12.17	6.84	46.02
13.39	7.56	50.38
13.56	8.30	54.80

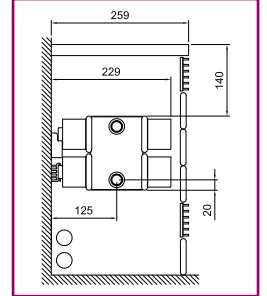
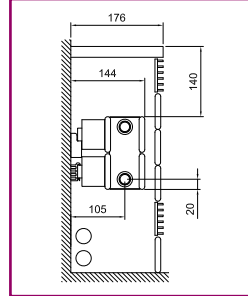
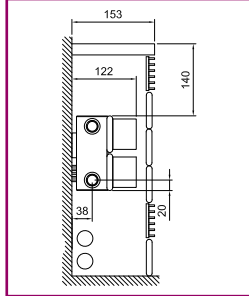
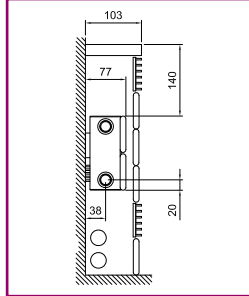
E22		
Surface Area (m ²)	Water Content (l)	Dry Weight (kg)
2.74	2.50	13.67
4.11	3.40	18.22
5.48	4.30	22.84
6.85	5.20	27.40
8.21	7.31	35.81
9.58	8.50	44.10
10.95	10.16	50.51
12.32	11.80	60.80
13.69	13.21	67.56
15.06	14.59	74.24
16.43	16.00	81.00

E24		
Surface Area (m ²)	Water Content (l)	Dry Weight (kg)
4.83	2.50	18.67
7.24	3.40	25.90
9.65	4.30	33.26
12.06	5.20	41.20
14.48	7.31	51.53
16.89	8.50	61.70
19.30	10.16	70.03
21.72	11.80	82.20
24.13	13.21	91.30
26.54	14.59	100.30
27.91	16.00	109.40

Style 8 - Case Height: 865mm

Detailed Data

Emitter Height: 578mm
Fin Height: 578mm



Emitter Type: Case Depth:	
Case Length (mm)	Emitter Length (mm)
700	400
800	500
900	600
1000	700
1100	800
1200	900
1300	1000
1400	1100
1500	1200
1600	1300
1700	1400
1800	1500
1900	1600
2000	1700
2100	1800
2200	1900
2300	2000
2400	2100
2500	2200
2600	2300
2700	2400
2800	2500
2900	2600
3000	2700

E11 103mm	
ΔT50	ΔT56
372	431
466	539
559	647
652	755
745	862
838	970
931	1078
1024	1186
1117	1294
1210	1401
1303	1509
1397	1617
1490	1725
1583	1833
1676	1940
1769	2048
1862	2156
1955	2264
2048	2372
2141	2479
2234	2587
2328	2695
2421	2803
2514	2911

E12 153mm	
ΔT50	ΔT56
468	542
585	678
702	814
819	949
936	1085
1053	1220
1170	1356
1287	1492
1404	1627
1521	1763
1638	1898
1755	2034
1872	2170
1989	2305
2106	2441
2223	2576
2340	2712
2457	2848
2574	2983
2691	3119
2808	3254
2925	3390
3042	3526
3159	3661

E22 176mm	
ΔT50	ΔT56
717	831
897	1039
1076	1246
1255	1454
1434	1662
1614	1869
1793	2077
1972	2285
2152	2492
2331	2700
2510	2908
2690	3116
2869	3323
3048	3531
3227	3739
3407	3946
3586	4154
3765	4362
3945	4569
4124	4777
4303	4985
4483	5193
4662	5400
4841	5608

E24 259mm	
ΔT50	ΔT56
925	1072
1157	1341
1388	1609
1619	1877
1850	2145
2082	2413
2313	2681
2544	2949
2776	3217
3007	3485
3238	3753
3470	4022
3701	4290
3932	4558
4163	4826
4395	5094
4626	5362
4857	5630
5089	5898
5320	6166
5551	6434
5783	6703
6014	6971
6245	7239

*Note: It is recommended that the case length is 300mm longer than emitter length. However, this will vary depending on the valve option selected. For LST over 3000mm long a joiner bracket is required - for further information please contact Merriott Radiators.

Per Metre
Emitter Height (mm)
143
215
288
360
433
505
578
650
723
795
868

E11		
Surface Area (m ²)	Water Content (l)	Dry Weight (kg)
1.39	1.05	6.75
2.09	1.81	10.10
2.78	2.58	13.50
3.47	3.20	17.20
4.17	4.01	20.65
4.87	4.80	24.05
5.56	5.43	27.50
6.26	6.10	30.90
6.95	6.84	34.15
7.65	7.56	37.35
7.82	8.30	40.60

E12		
Surface Area (m ²)	Water Content (l)	Dry Weight (kg)
2.43	1.05	9.25
3.65	1.81	13.94
4.87	2.58	18.71
6.08	3.20	24.10
7.30	4.01	28.51
8.52	4.80	32.85
9.74	5.43	37.26
10.95	6.10	41.60
12.17	6.84	46.02
13.39	7.56	50.38
13.56	8.30	54.80

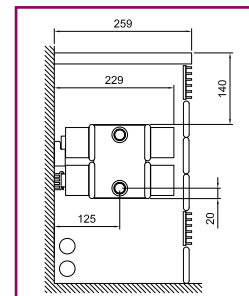
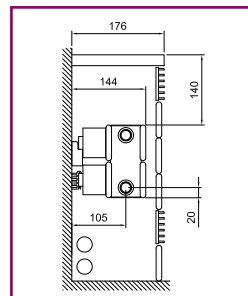
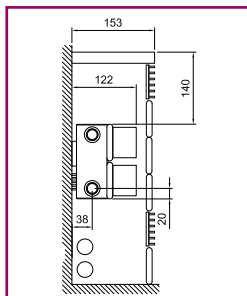
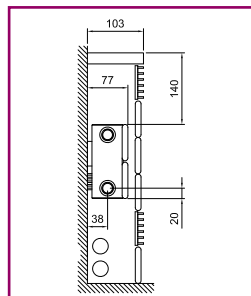
E22		
Surface Area (m ²)	Water Content (l)	Dry Weight (kg)
2.74	2.50	13.67
4.11	3.40	18.22
5.48	4.30	22.84
6.85	5.20	27.40
8.21	7.31	35.81
9.58	8.50	44.10
10.95	10.16	50.51
12.32	11.80	60.80
13.69	13.21	67.56
15.06	14.59	74.24
16.43	16.00	81.00

E24		
Surface Area (m ²)	Water Content (l)	Dry Weight (kg)
4.83	2.50	18.67
7.24	3.40	25.90
9.65	4.30	33.26
12.06	5.20	41.20
14.48	7.31	51.53
16.89	8.50	61.70
19.30	10.16	70.03
21.72	11.80	82.20
24.13	13.21	91.30
26.54	14.59	100.30
27.91	16.00	109.40

Style 8 - Case Height: 935mm

Detailed Data

Emitter Height: 650mm
Fin Height: 650mm



Emitter Type: Case Depth:	
Case Length (mm)	Emitter Length (mm)
700	400
800	500
900	600
1000	700
1100	800
1200	900
1300	1000
1400	1100
1500	1200
1600	1300
1700	1400
1800	1500
1900	1600
2000	1700
2100	1800
2200	1900
2300	2000
2400	2100
2500	2200
2600	2300
2700	2400
2800	2500
2900	2600
3000	2700

E11 103mm	
ΔT50	ΔT56
410	474
512	593
614	712
717	830
819	949
922	1067
1024	1186
1126	1305
1229	1423
1331	1542
1434	1660
1536	1779
1638	1898
1741	2016
1843	2135
1946	2253
2048	2372
2150	2491
2253	2609
2355	2728
2458	2846
2560	2965
2662	3084
2765	3202

E12 153mm	
ΔT50	ΔT56
514	596
643	745
772	894
900	1043
1029	1192
1157	1341
1286	1490
1415	1639
1543	1788
1672	1937
1800	2086
1929	2235
2058	2384
2186	2533
2315	2682
2443	2831
2572	2980
2701	3129
2829	3278
2958	3427
3086	3576
3215	3725
3344	3874
3472	4023

E22 176mm	
ΔT50	ΔT56
784	908
980	1136
1176	1363
1372	1590
1568	1817
1764	2044
1960	2271
2156	2498
2352	2725
2548	2952
2744	3179
2940	3407
3136	3634
3332	3861
3528	4088
3724	4315
3920	4542
4116	4769
4312	4996
4508	5223
4704	5450
4900	5678
5096	5905
5292	6132

E24 259mm	
ΔT50	ΔT56
999	1158
1249	1448
1499	1737
1749	2027
1998	2316
2248	2606
2498	2895
2748	3185
2998	3474
3247	3764
3497	4053
3747	4343
3997	4632
4247	4922
4496	5211
4746	5501
4996	5790
5246	6080
5496	6369
5745	6659
5995	6948
6245	7238
6495	7527
6745	7817

*Note: It is recommended that the case length is 300mm longer than emitter length. However, this will vary depending on the valve option selected. For LST over 3000mm long a joiner bracket is required - for further information please contact Merriott Radiators.

Per Metre
Emitter Height (mm)
143
215
288
360
433
505
578
650
723
795
868

E11		
Surface Area (m ²)	Water Content (l)	Dry Weight (kg)
1.39	1.05	6.75
2.09	1.81	10.10
2.78	2.58	13.50
3.47	3.20	17.20
4.17	4.01	20.65
4.87	4.80	24.05
5.56	5.43	27.50
6.26	6.10	30.90
6.95	6.84	34.15
7.65	7.56	37.35
7.82	8.30	40.60

E12		
Surface Area (m ²)	Water Content (l)	Dry Weight (kg)
2.43	1.05	9.25
3.65	1.81	13.94
4.87	2.58	18.71
6.08	3.20	24.10
7.30	4.01	28.51
8.52	4.80	32.85
9.74	5.43	37.26
10.95	6.10	41.60
12.17	6.84	46.02
13.39	7.56	50.38
13.56	8.30	54.80

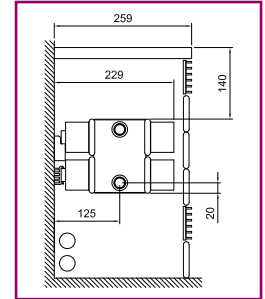
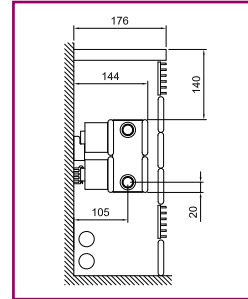
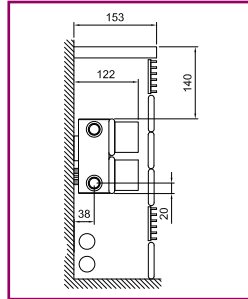
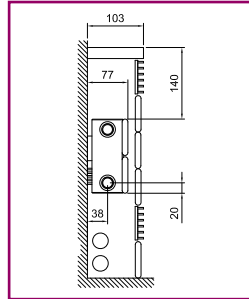
E22		
Surface Area (m ²)	Water Content (l)	Dry Weight (kg)
2.74	2.50	13.67
4.11	3.40	18.22
5.48	4.30	22.84
6.85	5.20	27.40
8.21	7.31	35.81
9.58	8.50	44.10
10.95	10.16	50.51
12.32	11.80	60.80
13.69	13.21	67.56
15.06	14.59	74.24
16.43	16.00	81.00

E24		
Surface Area (m ²)	Water Content (l)	Dry Weight (kg)
4.83	2.50	18.67
7.24	3.40	25.90
9.65	4.30	33.26
12.06	5.20	41.20
14.48	7.31	51.53
16.89	8.50	61.70
19.30	10.16	70.03
21.72	11.80	82.20
24.13	13.21	91.30
26.54	14.59	100.30
27.91	16.00	109.40

Style 8 - Case Height: 1005mm

Detailed Data

Emitter Height: 723mm
Fin Height: 723mm



Emitter Type: Case Depth:	
Case Length (mm)	Emitter Length (mm)
700	400
800	500
900	600
1000	700
1100	800
1200	900
1300	1000
1400	1100
1500	1200
1600	1300
1700	1400
1800	1500
1900	1600
2000	1700
2100	1800
2200	1900
2300	2000
2400	2100
2500	2200
2600	2300
2700	2400
2800	2500
2900	2600
3000	2700

E11 103mm	
ΔT50	ΔT56
446	517
558	647
670	776
781	905
893	1034
1004	1164
1116	1293
1228	1422
1339	1552
1451	1681
1562	1810
1674	1940
1786	2069
1897	2198
2009	2327
2120	2457
2232	2586
2344	2715
2455	2845
2567	2974
2678	3103
2790	3233
2902	3362
3013	3491

E12 153mm	
ΔT50	ΔT56
561	650
702	813
842	976
982	1138
1122	1301
1263	1463
1403	1626
1543	1789
1684	1951
1824	2114
1964	2276
2105	2439
2245	2602
2385	2764
2525	2927
2666	3089
2806	3252
2946	3415
3087	3577
3227	3740
3367	3902
3508	4065
3648	4228
3788	4390

E22 176mm	
ΔT50	ΔT56
850	984
1062	1231
1274	1477
1487	1723
1699	1969
1912	2215
2124	2461
2336	2707
2549	2953
2761	3199
2974	3445
3186	3692
3398	3938
3611	4184
3823	4430
4036	4676
4248	4922
4460	5168
4673	5414
4885	5660
5098	5906
5310	6153
5522	6399
5735	6645

E24 259mm	
ΔT50	ΔT56
1067	1236
1334	1546
1601	1855
1868	2164
2134	2473
2401	2782
2668	3091
2935	3400
3202	3709
3468	4018
3735	4327
4002	4637
4269	4946
4536	5255
4802	5564
5069	5873
5336	6182
5603	6491
5870	6800
6136	7109
6403	7418
6670	7728
6937	8037
7204	8346

*Note: It is recommended that the case length is 300mm longer than emitter length. However, this will vary depending on the valve option selected. For LST over 3000mm long a joiner bracket is required - for further information please contact Merriott Radiators.

Per Metre
Emitter Height (mm)
143
215
288
360
433
505
578
650
723
795
868

E11		
Surface Area (m ²)	Water Content (l)	Dry Weight (kg)
1.39	1.05	6.75
2.09	1.81	10.10
2.78	2.58	13.50
3.47	3.20	17.20
4.17	4.01	20.65
4.87	4.80	24.05
5.56	5.43	27.50
6.26	6.10	30.90
6.95	6.84	34.15
7.65	7.56	37.35
7.82	8.30	40.60

E12		
Surface Area (m ²)	Water Content (l)	Dry Weight (kg)
2.43	1.05	9.25
3.65	1.81	13.94
4.87	2.58	18.71
6.08	3.20	24.10
7.30	4.01	28.51
8.52	4.80	32.85
9.74	5.43	37.26
10.95	6.10	41.60
12.17	6.84	46.02
13.39	7.56	50.38
13.56	8.30	54.80

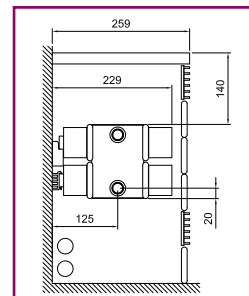
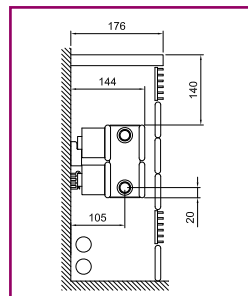
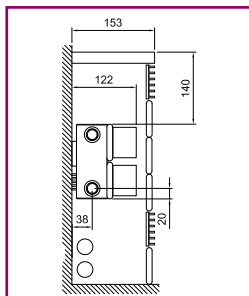
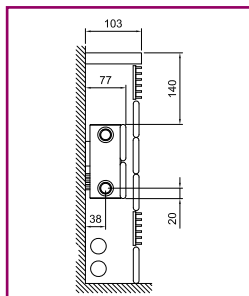
E22		
Surface Area (m ²)	Water Content (l)	Dry Weight (kg)
2.74	2.50	13.67
4.11	3.40	18.22
5.48	4.30	22.84
6.85	5.20	27.40
8.21	7.31	35.81
9.58	8.50	44.10
10.95	10.16	50.51
12.32	11.80	60.80
13.69	13.21	67.56
15.06	14.59	74.24
16.43	16.00	81.00

E24		
Surface Area (m ²)	Water Content (l)	Dry Weight (kg)
4.83	2.50	18.67
7.24	3.40	25.90
9.65	4.30	33.26
12.06	5.20	41.20
14.48	7.31	51.53
16.89	8.50	61.70
19.30	10.16	70.03
21.72	11.80	82.20
24.13	13.21	91.30
26.54	14.59	100.30
27.91	16.00	109.40

Style 8 - Case Height: 1075mm

Detailed Data

Emitter Height: 795mm
 Fin Height: 795mm



Emitter Type: Case Depth:	
Case Length (mm)	Emitter Length (mm)
700	400
800	500
900	600
1000	700
1100	800
1200	900
1300	1000
1400	1100
1500	1200
1600	1300
1700	1400
1800	1500
1900	1600
2000	1700
2100	1800
2200	1900
2300	2000
2400	2100
2500	2200
2600	2300
2700	2400
2800	2500
2900	2600
3000	2700

E11 103mm	
ΔT50	ΔT56
482	558
602	698
722	837
843	977
963	1116
1084	1256
1204	1395
1324	1535
1445	1674
1565	1814
1686	1953
1806	2093
1926	2232
2047	2372
2167	2511
2288	2651
2408	2790
2528	2930
2649	3069
2769	3209
2890	3348
3010	3488
3130	3627
3251	3767

E12 153mm	
ΔT50	ΔT56
609	705
761	882
913	1058
1065	1234
1218	1410
1370	1587
1522	1763
1674	1939
1826	2116
1979	2292
2131	2468
2283	2645
2435	2821
2587	2997
2740	3173
2892	3350
3044	3526
3196	3702
3348	3879
3501	4055
3653	4231
3805	4408
3957	4584
4109	4760

E22 176mm	
ΔT50	ΔT56
912	1057
1141	1322
1369	1586
1597	1850
1825	2114
2053	2379
2281	2643
2509	2907
2737	3172
2965	3436
3193	3700
3422	3965
3650	4229
3878	4493
4106	4757
4334	5022
4562	5286
4790	5550
5018	5815
5246	6079
5474	6343
5703	6608
5931	6872
6159	7136

E24 259mm	
ΔT50	ΔT56
1128	1307
1410	1634
1691	1960
1973	2287
2255	2614
2537	2940
2819	3267
3101	3594
3383	3920
3665	4247
3947	4574
4229	4901
4510	5227
4792	5554
5074	5881
5356	6207
5638	6534
5920	6861
6202	7187
6484	7514
6766	7841
7048	8168
7329	8494
7611	8821

*Note: It is recommended that the case length is 300mm longer than emitter length. However, this will vary depending on the valve option selected. For LST over 3000mm long a joiner bracket is required - for further information please contact Merriott Radiators.

Per Metre
Emitter Height (mm)
143
215
288
360
433
505
578
650
723
795
868

E11		
Surface Area (m ²)	Water Content (l)	Dry Weight (kg)
1.39	1.05	6.75
2.09	1.81	10.10
2.78	2.58	13.50
3.47	3.20	17.20
4.17	4.01	20.65
4.87	4.80	24.05
5.56	5.43	27.50
6.26	6.10	30.90
6.95	6.84	34.15
7.65	7.56	37.35
7.82	8.30	40.60

E12		
Surface Area (m ²)	Water Content (l)	Dry Weight (kg)
2.43	1.05	9.25
3.65	1.81	13.94
4.87	2.58	18.71
6.08	3.20	24.10
7.30	4.01	28.51
8.52	4.80	32.85
9.74	5.43	37.26
10.95	6.10	41.60
12.17	6.84	46.02
13.39	7.56	50.38
13.56	8.30	54.80

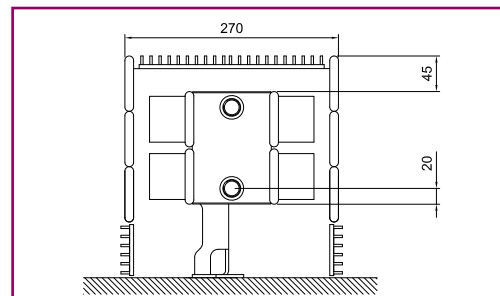
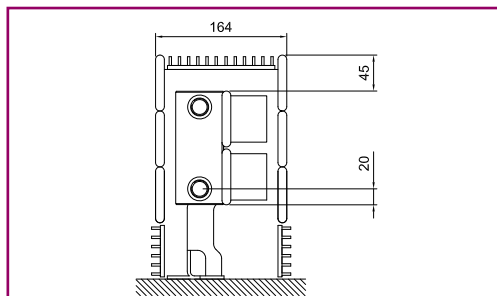
E22		
Surface Area (m ²)	Water Content (l)	Dry Weight (kg)
2.74	2.50	13.67
4.11	3.40	18.22
5.48	4.30	22.84
6.85	5.20	27.40
8.21	7.31	35.81
9.58	8.50	44.10
10.95	10.16	50.51
12.32	11.80	60.80
13.69	13.21	67.56
15.06	14.59	74.24
16.43	16.00	81.00

E24		
Surface Area (m ²)	Water Content (l)	Dry Weight (kg)
4.83	2.50	18.67
7.24	3.40	25.90
9.65	4.30	33.26
12.06	5.20	41.20
14.48	7.31	51.53
16.89	8.50	61.70
19.30	10.16	70.03
21.72	11.80	82.20
24.13	13.21	91.30
26.54	14.59	100.30
27.91	16.00	109.40

Style 10 - Case Height: 280mm

Detailed Data

Emitter Height: 143mm
Fin Height: 143mm



Emitter Type: Case Depth:	
Case Length (mm)	Emitter Length (mm)
700	400
800	500
900	600
1000	700
1100	800
1200	900
1300	1000
1400	1100
1500	1200
1600	1300
1700	1400
1800	1500
1900	1600
2000	1700
2100	1800
2200	1900
2300	2000
2400	2100
2500	2200
2600	2300
2700	2400
2800	2500
2900	2600
3000	2700

E12 153mm	
$\Delta T50$	$\Delta T56$
144	166
180	208
215	250
251	291
287	333
323	374
359	416
395	458
431	499
467	541
503	582
539	624
574	666
610	707
646	749
682	790
718	832
754	874
790	915
826	957
862	998
898	1040
933	1082
969	1123

E24 259mm	
$\Delta T50$	$\Delta T56$
320	370
400	463
479	556
559	648
639	741
719	833
799	926
879	1019
959	1111
1039	1204
1119	1296
1199	1389
1278	1482
1358	1574
1438	1667
1518	1759
1598	1852
1678	1945
1758	2037
1838	2130
1918	2222
1998	2315
2077	2408
2157	2500

*Note: Style: 10 LST's are quoted to be 153mm & 259mm deep. However, the actual depth is 164mm & 270mm; this is due to the introduction of the rear panel. It is recommended that the case length is 300mm longer than emitter length. However, this will vary depending on the valve option selected. For LST over 3000mm long a joiner bracket is required - for further information please contact Merriott Radiators.

Per Metre Emitter Height (mm)
143
215
288
360

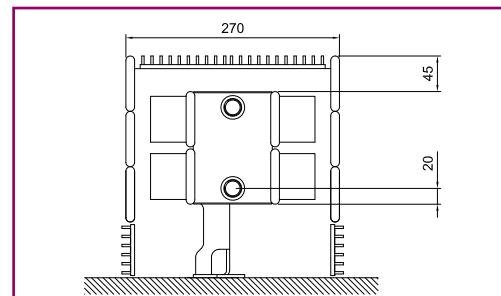
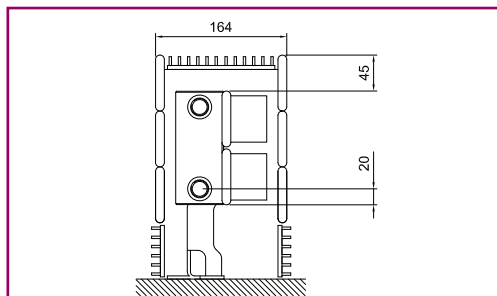
E12		
Surface Area (m ²)	Water Content (l)	Dry Weight (kg)
2.43	1.05	9.25
3.65	1.81	13.94
4.87	2.58	18.71
6.08	3.20	24.10

E24		
Surface Area (m ²)	Water Content (l)	Dry Weight (kg)
4.83	2.50	18.67
7.24	3.40	25.90
9.65	4.30	33.26
12.06	5.20	41.20

Style 10 - Case Height: 350mm

Detailed Data

Emitter Height: 215mm
 Fin Height: 215mm



Emitter Type: Case Depth:	
Case Length (mm)	Emitter Length (mm)
700	400
800	500
900	600
1000	700
1100	800
1200	900
1300	1000
1400	1100
1500	1200
1600	1300
1700	1400
1800	1500
1900	1600
2000	1700
2100	1800
2200	1900
2300	2000
2400	2100
2500	2200
2600	2300
2700	2400
2800	2500
2900	2600
3000	2700

E12 153mm	
ΔT50	ΔT56
204	237
255	296
306	355
357	414
408	473
460	533
511	592
562	651
613	710
664	769
715	828
766	888
817	947
868	1006
919	1065
970	1124
1021	1184
1072	1243
1123	1302
1174	1361
1225	1420
1277	1479
1328	1539
1379	1598

E24 259mm	
ΔT50	ΔT56
439	509
549	636
658	763
768	890
878	1017
987	1144
1097	1271
1207	1399
1316	1526
1426	1653
1536	1780
1646	1907
1755	2034
1865	2162
1975	2289
2084	2416
2194	2543
2304	2670
2414	2797
2523	2924
2633	3052
2743	3179
2852	3306
2962	3433

*Note: Style: 10 LST's are quoted to be 153mm & 259mm deep. However, the actual depth is 164mm & 270mm; this is due to the introduction of the rear panel. It is recommended that the case length is 300mm longer than emitter length. However, this will vary depending on the valve option selected. For LST over 3000mm long a joiner bracket is required - for further information please contact Merriott Radiators.

Per Metre Emitter Height (mm)
143
215
288
360

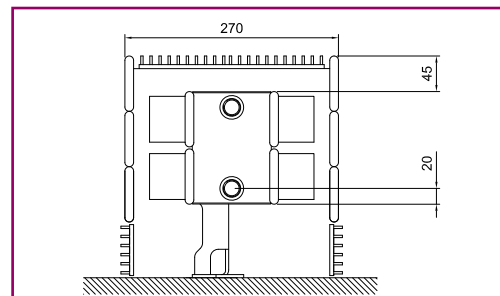
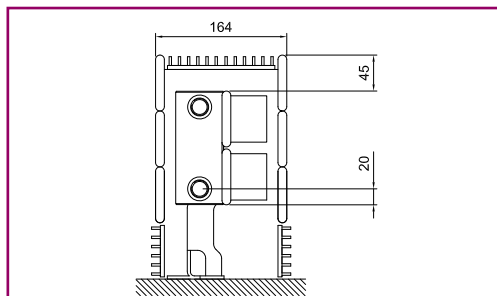
E12		
Surface Area (m ²)	Water Content (l)	Dry Weight (kg)
2.43	1.05	9.25
3.65	1.81	13.94
4.87	2.58	18.71
6.08	3.20	24.10

E24		
Surface Area (m ²)	Water Content (l)	Dry Weight (kg)
4.83	2.50	18.67
7.24	3.40	25.90
9.65	4.30	33.26
12.06	5.20	41.20

Style 10 - Case Height: 420mm

Detailed Data

Emitter Height: 288mm
Fin Height: 288mm



Emitter Type: Case Depth:	
Case Length (mm)	Emitter Length (mm)
700	400
800	500
900	600
1000	700
1100	800
1200	900
1300	1000
1400	1100
1500	1200
1600	1300
1700	1400
1800	1500
1900	1600
2000	1700
2100	1800
2200	1900
2300	2000
2400	2100
2500	2200
2600	2300
2700	2400
2800	2500
2900	2600
3000	2700

E12 153mm	
$\Delta T50$	$\Delta T56$
264	306
330	383
396	459
462	536
528	612
594	689
660	765
726	842
792	918
858	995
924	1071
990	1148
1056	1224
1122	1301
1188	1377
1254	1454
1320	1530
1386	1607
1452	1683
1518	1760
1584	1836
1650	1913
1716	1989
1782	2066

E24 259mm	
$\Delta T50$	$\Delta T56$
550	638
688	797
825	956
963	1116
1100	1275
1238	1435
1375	1594
1513	1753
1650	1913
1788	2072
1925	2232
2063	2391
2200	2550
2338	2710
2475	2869
2613	3029
2750	3188
2888	3347
3025	3507
3163	3666
3300	3826
3438	3985
3575	4144
3713	4304

*Note: Style: 10 LST's are quoted to be 153mm & 259mm deep. However, the actual depth is 164mm & 270mm; this is due to the introduction of the rear panel. It is recommended that the case length is 300mm longer than emitter length. However, this will vary depending on the valve option selected. For LST over 3000mm long a joiner bracket is required - for further information please contact Merriott Radiators.

Per Metre Emitter Height (mm)
143
215
288
360

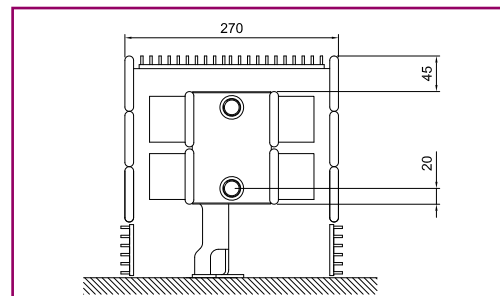
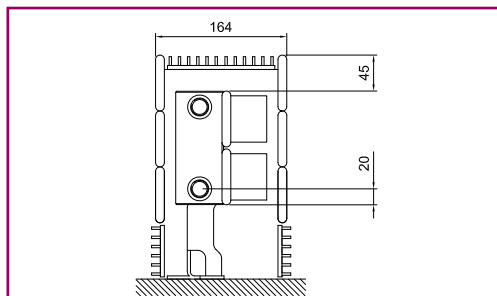
E12		
Surface Area (m ²)	Water Content (l)	Dry Weight (kg)
2.43	1.05	9.25
3.65	1.81	13.94
4.87	2.58	18.71
6.08	3.20	24.10

E24		
Surface Area (m ²)	Water Content (l)	Dry Weight (kg)
4.83	2.50	18.67
7.24	3.40	25.90
9.65	4.30	33.26
12.06	5.20	41.20

Style 10 - Case Height: 490mm

Detailed Data

Emitter Height: 360mm
Fin Height: 360mm



Emitter Type: Case Depth:	
Case Length (mm)	Emitter Length (mm)
700	400
800	500
900	600
1000	700
1100	800
1200	900
1300	1000
1400	1100
1500	1200
1600	1300
1700	1400
1800	1500
1900	1600
2000	1700
2100	1800
2200	1900
2300	2000
2400	2100
2500	2200
2600	2300
2700	2400
2800	2500
2900	2600
3000	2700

E12 153mm	
ΔT50	ΔT56
332	385
416	481
499	577
582	673
665	770
748	866
831	962
914	1058
997	1154
1080	1251
1163	1347
1247	1443
1330	1539
1413	1635
1496	1732
1579	1828
1662	1924
1745	2020
1828	2116
1911	2213
1994	2309
2078	2405
2161	2501
2244	2597

E24 259mm	
ΔT50	ΔT56
664	770
831	963
997	1155
1163	1348
1329	1540
1495	1733
1661	1925
1827	2118
1993	2310
2159	2503
2325	2695
2492	2888
2658	3080
2824	3273
2990	3465
3156	3658
3322	3850
3488	4043
3654	4235
3820	4428
3986	4620
4153	4813
4319	5005
4485	5198

*Note: Style: 10 LST's are quoted to be 153mm & 259mm deep. However, the actual depth is 164mm & 270mm; this is due to the introduction of the rear panel. It is recommended that the case length is 300mm longer than emitter length. However, this will vary depending on the valve option selected. For LST over 3000mm long a joiner bracket is required - for further information please contact Merriott Radiators.

Per Metre Emitter Height (mm)
143
215
288
360

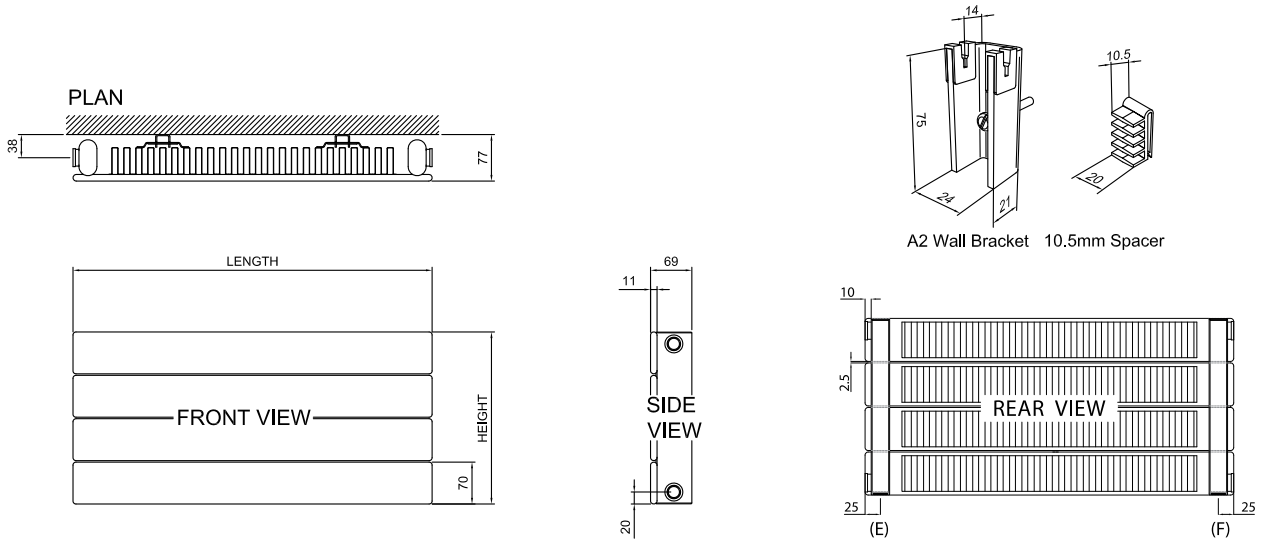
E12		
Surface Area (m ²)	Water Content (l)	Dry Weight (kg)
2.43	1.05	9.25
3.65	1.81	13.94
4.87	2.58	18.71
6.08	3.20	24.10

E24		
Surface Area (m ²)	Water Content (l)	Dry Weight (kg)
4.83	2.50	18.67
7.24	3.40	25.90
9.65	4.30	33.26
12.06	5.20	41.20

Applications

Type E11 - Standard model shown with 1/2" (15mm) ABCD connections

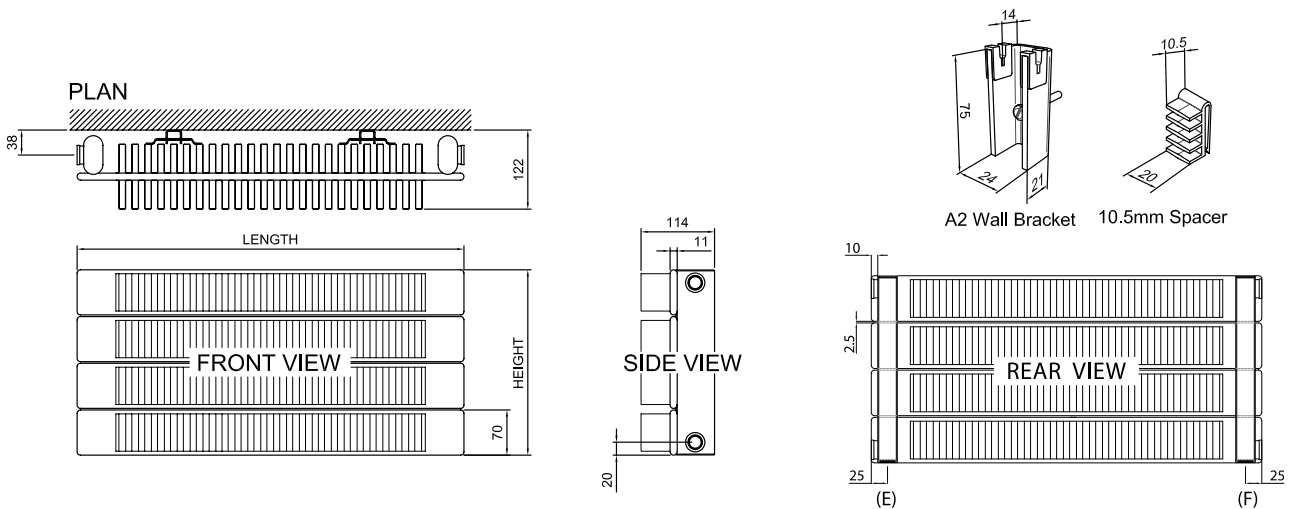
Length, available from 400mm to 3400mm in increments of 100mm.
 Height, available from 143mm to 868mm in increments of 72.5mm.



For mounting lug details see Bracket Location section

Type E12 - Standard model shown with 1/2" (15mm) ABCD connections

Length, available from 400mm to 3400mm in increments of 100mm.
 Height, available from 143mm to 868mm in increments of 72.5mm.

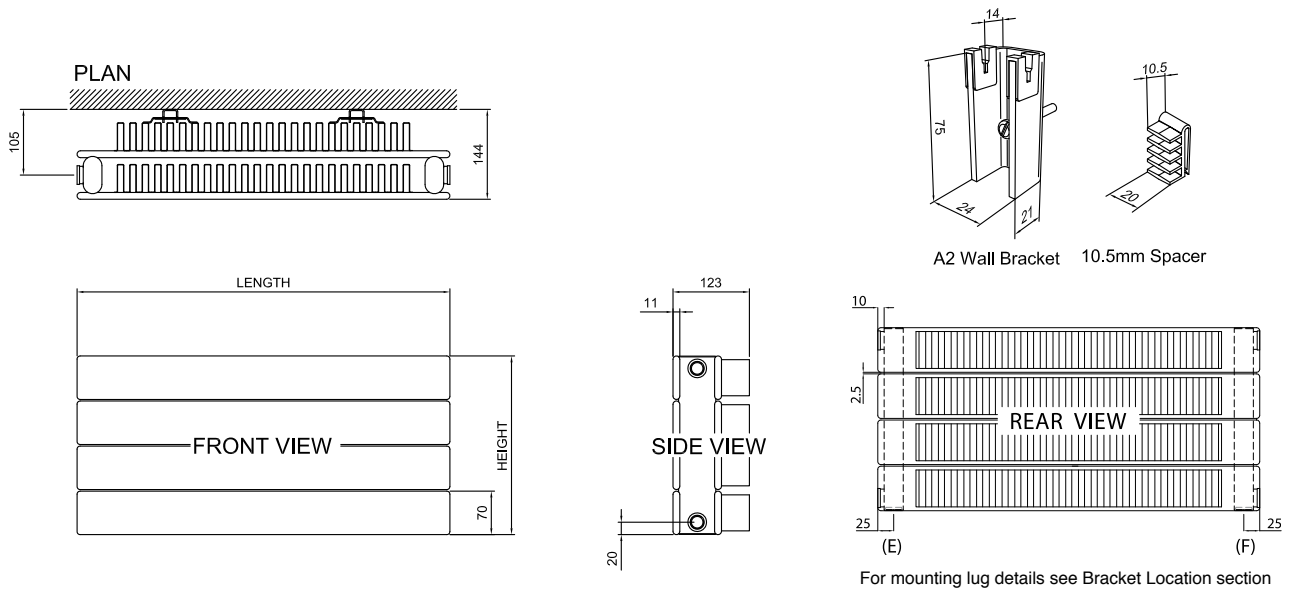


For mounting lug details see Bracket Location section

Applications

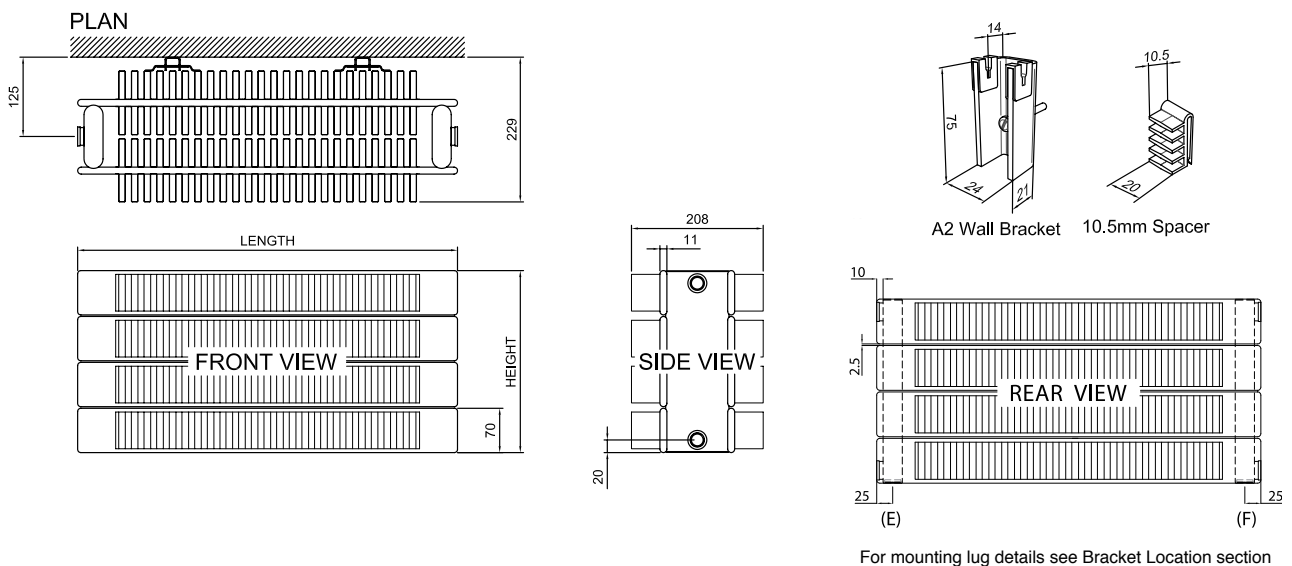
Type E22 - Standard model shown with 1/2" (15mm) ABCD connections

Length, available from 400mm to 3400mm in increments of 100mm.
 Height, available from 143mm to 868mm in increments of 72.5mm.



Type E24 - Standard model shown with 1/2" (15mm) ABCD connections

Length, available from 400mm to 3400mm in increments of 100mm.
 Height, available from 143mm to 868mm in increments of 72.5mm.

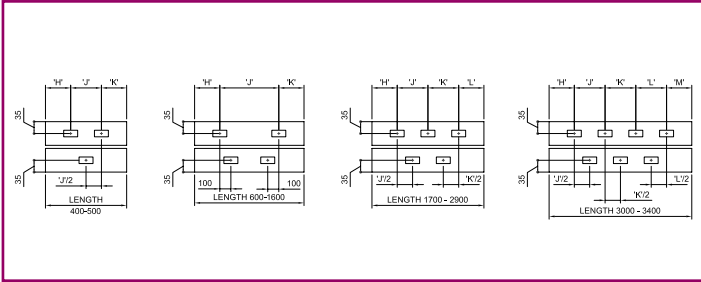


Applications

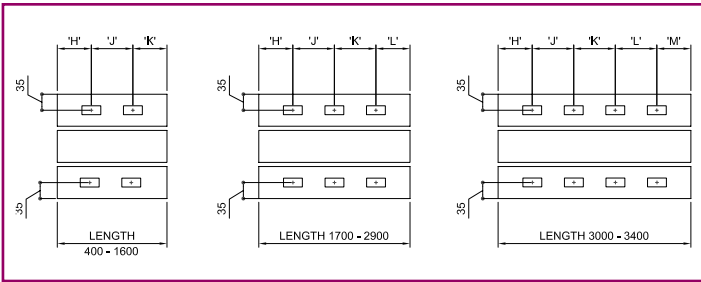
'E' Series Emitter Bracket Locations

Support positions 400mm - 3400mm long for all horizontal panels

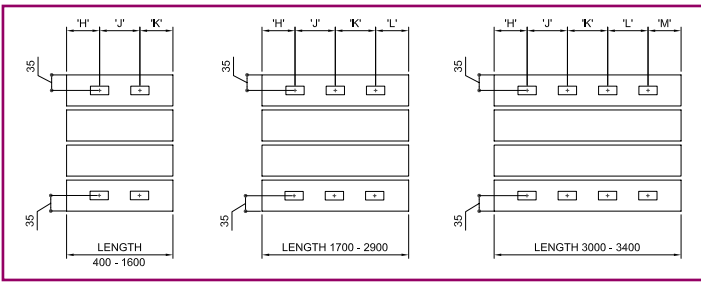
143mm High Horizontal Panels Radiators



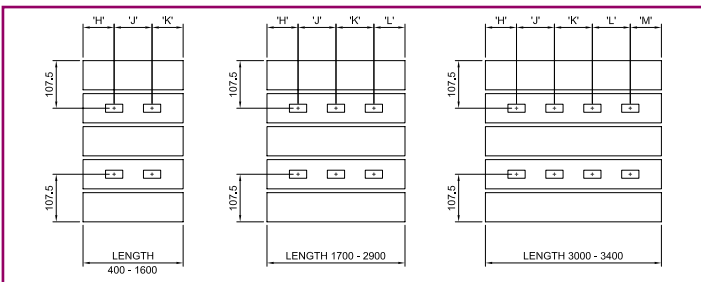
215mm High Horizontal Panels Radiators



288mm High Horizontal Panels Radiators



360mm - 868mm High Horizontal Panels Radiators



Length	H'	J'	K'	L'	M'
400	130	140	130	-	-
500	140	220	140	-	-
600	150	300	150	-	-
700	150	400	150	-	-
800	140	520	140	-	-
900	150	600	150	-	-
1000	140	720	140	-	-
1100	150	800	150	-	-
1200	150	900	150	-	-
1300	140	1020	140	-	-
1400	150	1100	150	-	-
1500	150	1200	150	-	-
1600	140	1320	140	-	-
1700	150	700	700	150	-
1800	150	720	780	150	-
1900	150	800	800	150	-
2000	150	820	880	150	-
2100	140	900	920	140	-
2200	150	920	980	150	-
2300	150	1000	1000	150	-
2400	140	1060	1060	140	-
2500	150	1100	1100	150	-
2600	150	1120	1180	150	-
2700	140	1200	1220	140	-
2800	150	1220	1280	150	-
2900	140	1300	1320	140	-
3000	150	900	900	900	150
3100	150	920	960	920	150
3200	140	980	960	980	140
3300	150	1000	1000	1000	150
3400	150	1040	1020	1040	150

Features and Options

Features and Options

Wall-to-Wall System

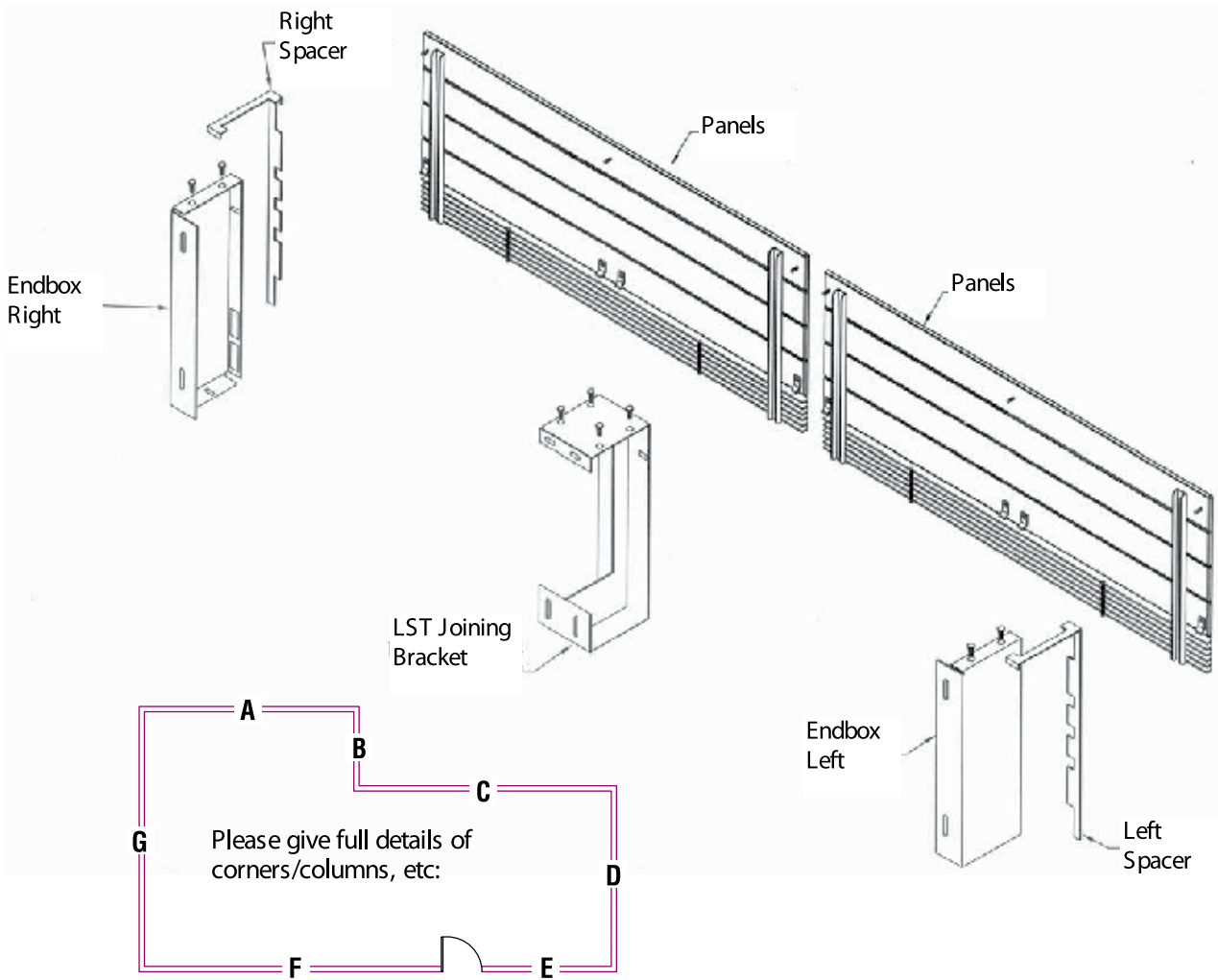
Ordering & Installation Instructions

When ordering Merriott Radiators Wall-to-Wall LSTs, simply specify the full wall length and indicate what LST style you require to be used.

Merriott Radiators Technical department will make the appropriate alterations for the panel length and will supply all required End-Spacers and Joiner brackets (see diagram below).

How to measure wall to wall

The diagram below shows an isometric view of a typical Merriott Radiators LST in a wall-to-wall application with left hand Spacer, Joiner Bracket and right hand Spacer. Special corner pieces can also be supplied if required.



Merriott Radiators will be pleased to offer you full technical back-up.

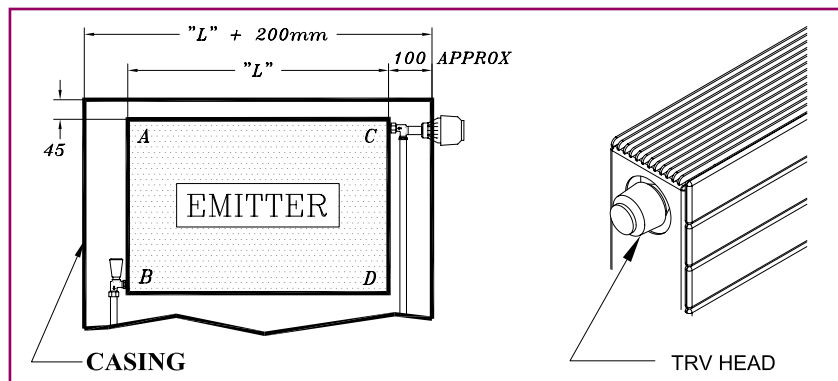
For specifying your wall-to-wall LSTs, your regional manager is available by appointment and full technical information necessary for the specification is available from Merriott Radiators.

Valve Option Features

Merriott Radiators has a number of Thermostatic Radiator Valve (TRV) options and features available. For each valve option the valve make and model is required, the handings for the TRVs (left or right side of the LST casing) may also be required depending on the valve option selected. There are additional features such as access-doors (Cat-Flaps) and Hinged Top Grilles available, these may help accomplish your job requirements. If however, you are unsure as to which additional feature might suit your required LST application. Please contact Merriott Radiators.

When selecting valve options T1 or T2 please note TRV knock-outs are supplied on both sides of the casing as emitters are supplied with four connections unless otherwise specified, thus eliminating the need for handings. Only the make and model of the TRV is required.

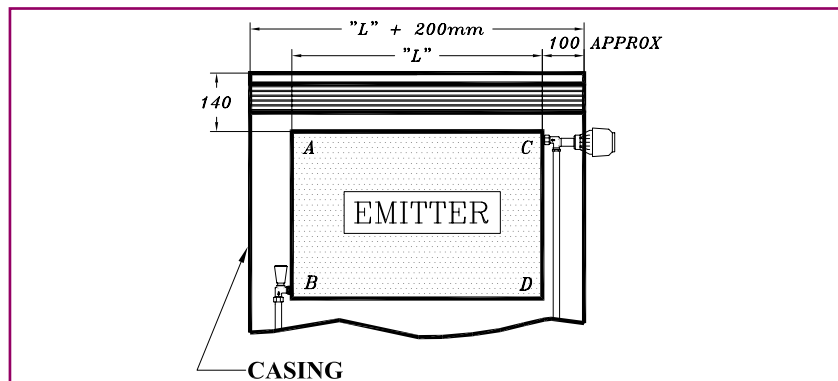
Option: T1



Option: T1

Is available on styles 2, 3, 4 & 10
The TRV head protrudes through a knock-out or punched hole (Cutout) in the endbox. Radiator connected TBOE, left or right handings. (All TRVs by others)

Option: T2

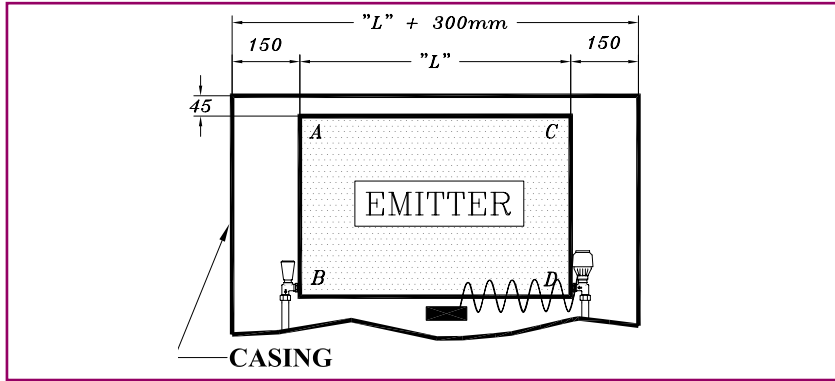


Option: T2

Is available on styles 6, 7 & 8
The TRV head protrudes through a knock-out or punched hole (cutout) in the endbox. Radiator connected TBOE, left or right handings. (All TRVs by others)

Valve Option Features

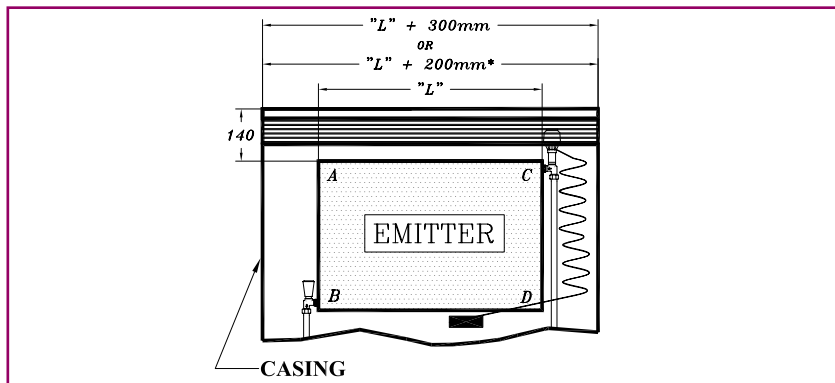
Option: T3



Option: T3

Is available on styles 2, 3, 4 & 10
 Remote capillary sensor TRV. Access via top grille removal, hinged top grille or cat-flap in side plate
 Radiator connected TBOE, left or right handings.
 (All TRVs by others)

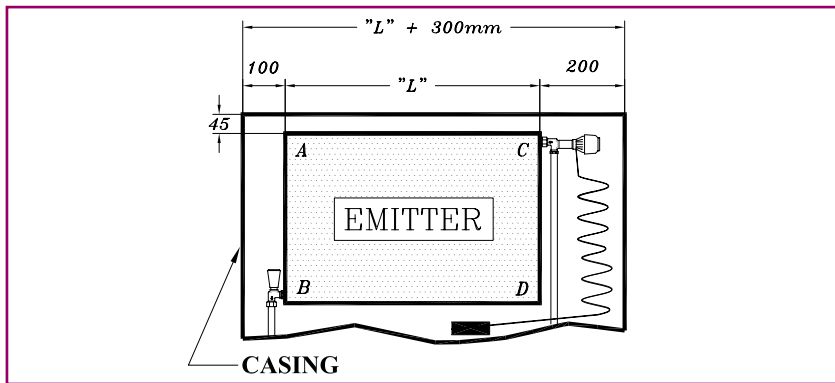
Option: T4



Option: T4

Is available on styles 6, 7 & 8
 Remote capillary sensor TRV. Access via top front grille removal or via cat-flap in side plate.
 Radiator connected TBOE, left or right handings.
 (All TRVs by others)

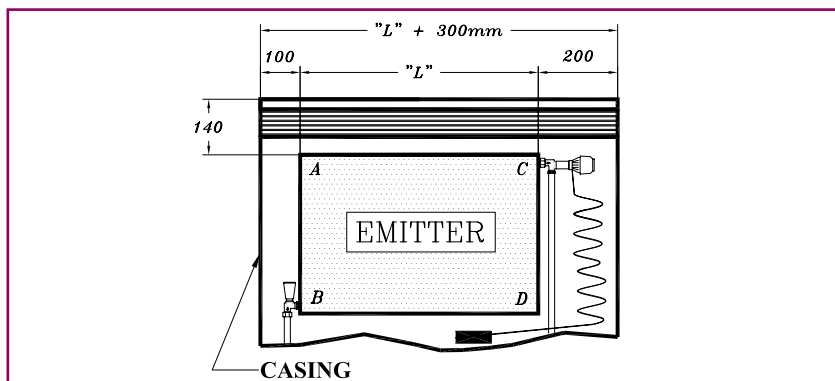
Option: T5



Option: T5

Is available on styles 2, 3, 4 & 10
 Remote capillary sensor TRV. Access via hinged top grille or cat-flap in side plate.
 Radiator connected TBOE, left or right handings.
 (All TRVs by others)

Option: T6

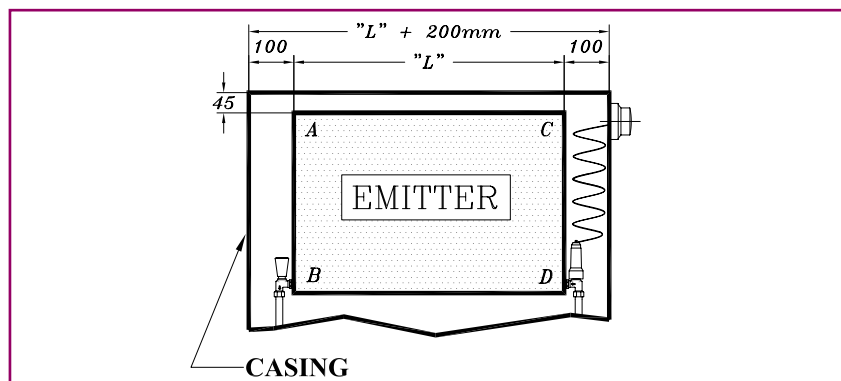


Option: T6

Is available on styles 6, 7 & 8
 Remote capillary sensor TRV. Access via top front grille removal or cat-flap in side plate.
 Radiator connected TBOE, left or right handings.
 (All TRVs by others)

Valve Option Features

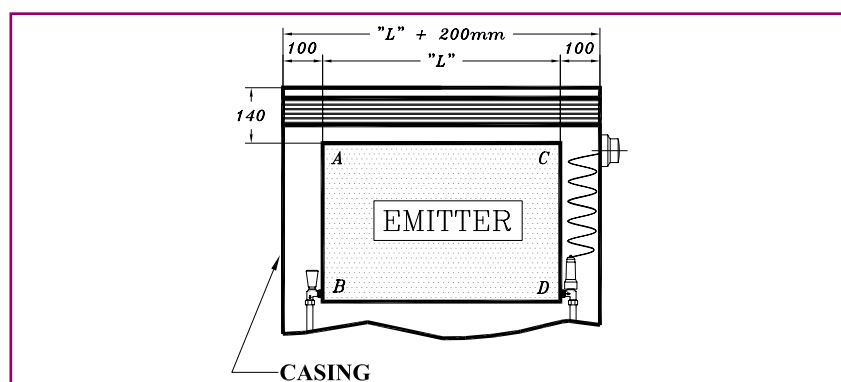
Option: T7



Option: T7

Is available on styles 2, 3, 4 & 10
 Remote capillary TRV sensor/adjuster is fixed to left or right of LST casing.
 Radiator connected BOE.
 (All TRVs by others)

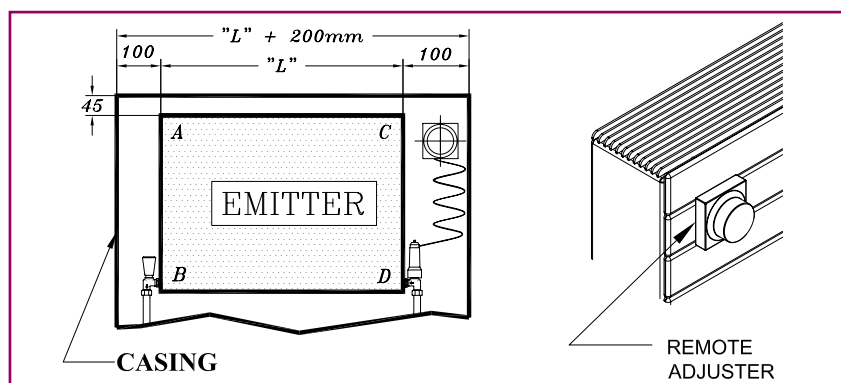
Option: T8



Option: T8

Is available on styles 6, 7 & 8
 Remote capillary TRV sensor/adjuster is fixed to left or right of LST casing.
 Radiator connected BOE.
 (All TRVs by others)

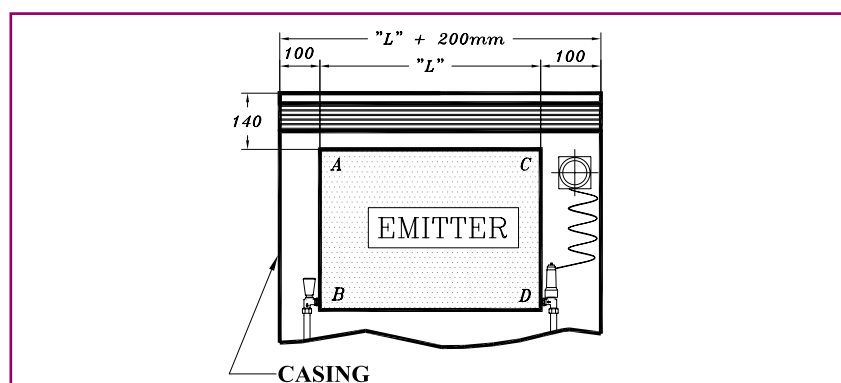
Option: T9



Option: T9

Is available on styles 2, 3, 4 & 10
 Remote capillary TRV sensor/adjuster is fixed to the front of the LST casing.
 Radiator connected TBOE, left or right handings.
 (All TRVs by others)

Option: T10



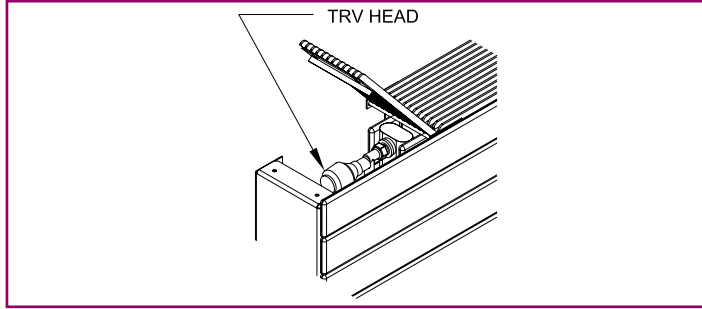
Option: T10

Is available on styles 6, 7 & 8
 Remote/adjuster capillary TRV, fixed to the front of the LST casing.
 Radiator connected TBOE, left or right handings.
 (All TRVs by others)

Valve Option Features

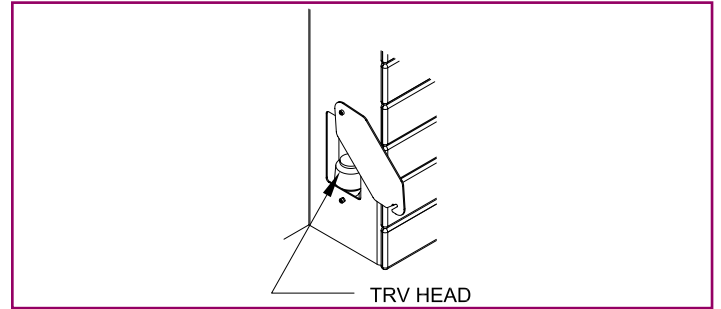
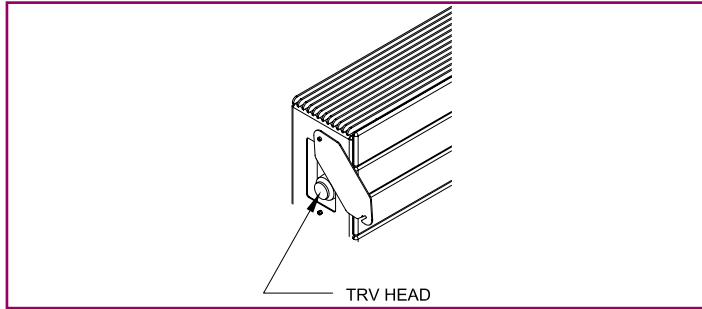
Additional features

Hinged Top Grille:



The hinged top grille is available on styles 2, 3, 4 & 10
 With valve option: T3 & T5
 This provides ideal access to the TRV head which is enclosed within the LST casing

Access-Door (Cat-Flap)

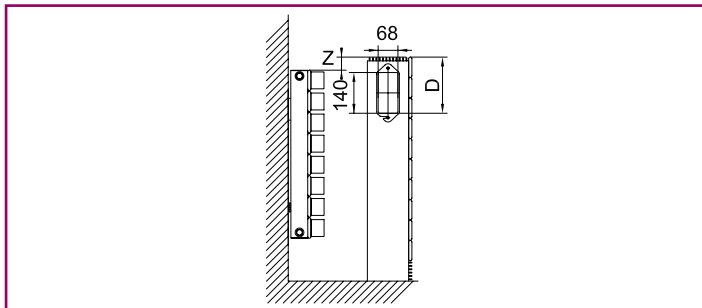


The access-door is available on all styles.
 This is a useful option when valve options T3, T4, T5 or T6 have been selected.
 The Access-Door (Cat-Flap) is not lockable.

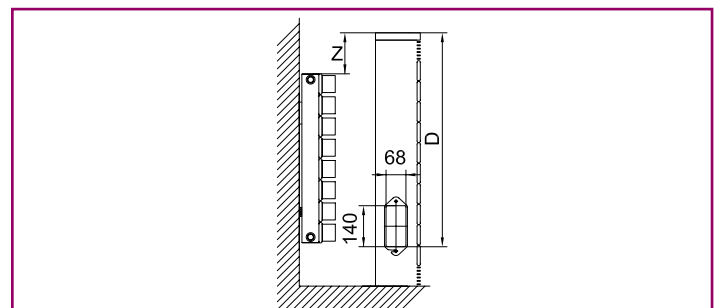
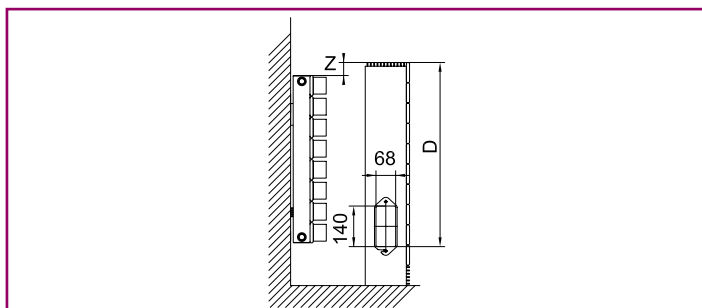
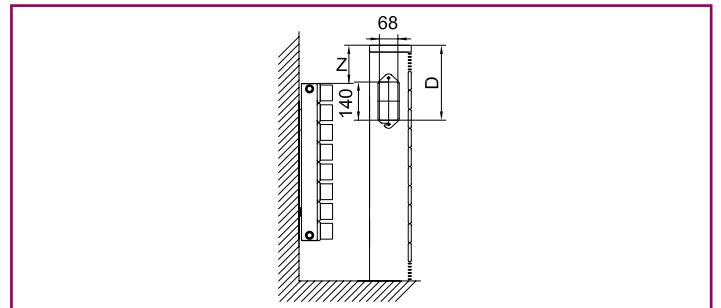
Access-Door Locations

Dimension	Styles: 2, 3, 4 & 10	Styles: 6, 7 & 8
Clearance: Z =	45mm	140mm
Access-Door @ Top: D =	190mm	275mm
Access-Door @ Bottom: D =	Emitter height+25mm	Emitter height+25mm

Access-Door @ Top Styles: 2, 3, 4 & 10

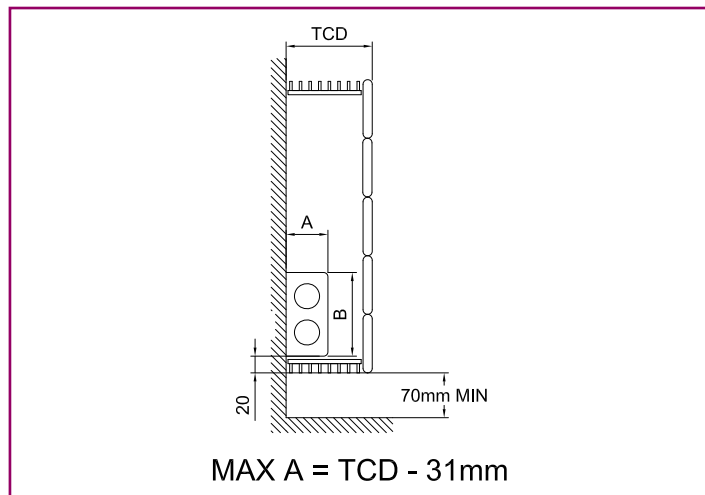


Access-Door @ Top Styles: 6, 7 & 8

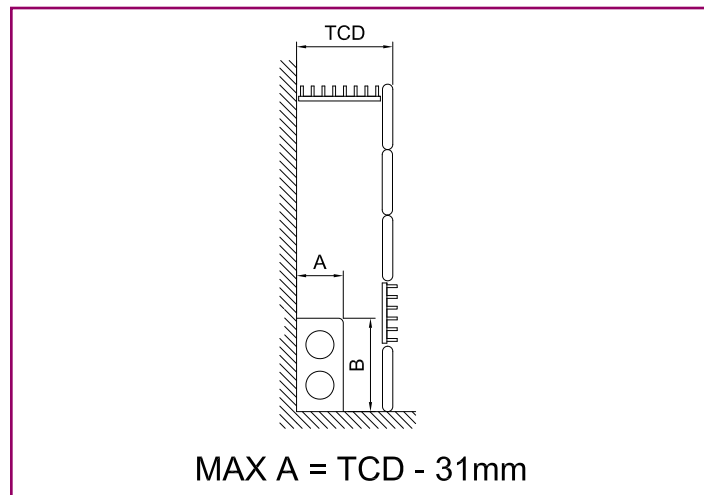


Pipework Cutout Options

There is "BOX" pipework cutouts available. See below for details.



Box Pipework Cutout
 For Styles 2 & 6
 "TCD" = Total Case Depth (mm)



Box Pipework Cutout
 For Styles 3, 4, 7 & 8
 "TCD" = Total Case Depth (mm)

Correction Factors - 'E' Series Emitters

Emissions at two separate Delta T°Cs ($\Delta T^\circ\text{C}$ s) are provided in the Heat Emission Charts in this catalogue.

Listed below are the correction factors needed to calculate the emission at other Delta Ts (ΔT s) between 10°C and 80°C. This is done by correcting your heat emission (from the two) with the appropriate correction factor selected from here.

Example:

Say, required room temperature = 21°C
 Flow temperature = 86°C
 Return temperature = 72°C
 How is the emission found?

Solution:

Mean Water Temperature = $(T \text{ flow} + T \text{ return})/2 = (86 + 72)/2 = 79^\circ\text{C}$
 DeltaT = Mean Water Temp - Required Room Temp = $79 - 21 = 58^\circ\text{C}$

From the tables below, the emission is:

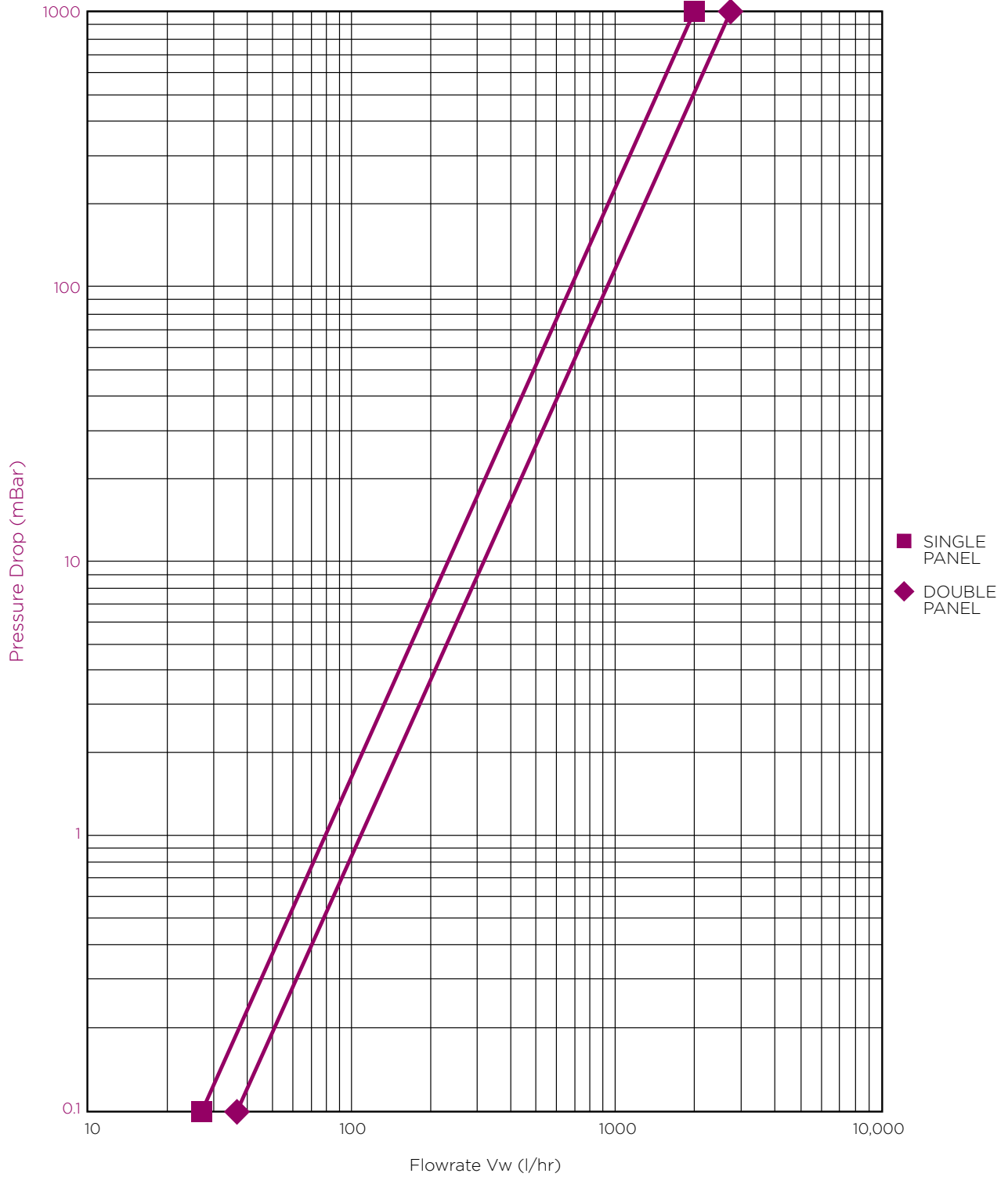
1.213 times the emission stated at $\Delta T 50^\circ\text{C}$

1.047 times the emission stated at $\Delta T 56^\circ\text{C}$

$\Delta T(^{\circ}\text{C})$	Based on $\Delta T 50$	Based on $\Delta T 56$
10	0.131	0.114
11	0.148	0.128
12	0.165	0.143
13	0.182	0.158
14	0.200	0.174
15	0.219	0.189
16	0.237	0.206
17	0.256	0.222
18	0.275	0.238
19	0.295	0.255
20	0.314	0.272
21	0.334	0.290
22	0.355	0.307
23	0.375	0.325
24	0.396	0.343
25	0.417	0.361
26	0.438	0.379
27	0.459	0.398
28	0.481	0.417
29	0.503	0.436
30	0.524	0.454
31	0.547	0.474
32	0.569	0.493
33	0.592	0.513
34	0.614	0.532
35	0.637	0.552
36	0.660	0.572
37	0.684	0.592
38	0.707	0.613
39	0.731	0.633
40	0.754	0.654
41	0.778	0.674
42	0.802	0.695
43	0.826	0.716
44	0.851	0.737
45	0.875	0.759

$\Delta T(^{\circ}\text{C})$	Based on $\Delta T 50$	Based on $\Delta T 56$
46	0.900	0.780
47	0.925	0.801
48	0.950	0.823
49	0.975	0.845
50	1	0.867
51	1.025	0.889
52	1.051	0.911
53	1.076	0.933
54	1.102	0.955
55	1.128	0.977
56	1.154	1
57	1.180	1.023
58	1.206	1.045
59	1.233	1.068
60	1.259	1.091
61	1.286	1.114
62	1.312	1.137
63	1.339	1.160
64	1.366	1.184
65	1.393	1.207
66	1.420	1.231
67	1.447	1.254
68	1.475	1.278
69	1.502	1.302
70	1.530	1.326
71	1.558	1.350
72	1.585	1.374
73	1.613	1.398
74	1.641	1.422
75	1.669	1.446
76	1.697	1.471
77	1.726	1.495
78	1.754	1.520
79	1.782	1.545
80	1.811	1.569
-	-	-

Resistance Diagram



Resistance

How to calculate the Resistance of a Horizontal LST

The following is how to find the resistance of a Horizontal LST using a horizontal emitter radiator type H22s 1500mm long X 433mm high:

First, establish what the output of the panel is.
This is found in the catalogue.
Output from the catalogue is 2703 Watts

In this example the system is operating at $\Delta T 56^{\circ}\text{C}$ (Flow @ 82°C , Return 71°C).

(If the output is for a $\Delta T^{\circ}\text{C}$ other than what is indicated in the emission tables ($\Delta T 50^{\circ}\text{C}$ or $\Delta T 56^{\circ}\text{C}$) please use the correction factor tables indicated to get the corrected output.)

C is the Specific Heat Constant (always $4187 \text{ J/Kg}^{\circ}\text{C}$)

Calculate the flow rate as follows

$$Q = (m) \times (C) \times (\Delta T)$$

$$\text{Output} = (\text{Flow Rate}) (\text{Constant}) (\text{Difference between flow and return temperature})$$

$$\text{Watts} = (l/s) (J/Kg^{\circ}\text{C}) (^{\circ}\text{C})$$

$$2703 = (m) (4187) (11)$$

Therefore

$$m = 2703 / ((4187) \times (11))$$

$$m = 0.058688147 \text{ Litres per Second (l/s) multiply by 3600 to convert to litres per hour}$$

$$m = 211.28 \text{ litres per hour (l/hr)}$$

Now, lookup the resistance diagram

Page 95 this section

Reading from the chart this gives a value of 4m Bar or 0.4Kpa

H22S is a double panel radiator so the reading is taken from the double line, H20, H21, H22, H23, H24.
For single panel radiators take the reading from the single line, H10, H11, H12.

How to Order

Merriott Radiators Ireland

Derrylin, Co. Fermanagh, Northern Ireland, BT92 9AU

For contact numbers please see below.

Email : sales@merriott-radiators.com

Web : www.merriott-radiators.com

Manufacturing Facility Newport

Merriott Radiators, Imperial Park, Newport, Gwent NP10 8ZY

Tel : +44 (0) 1633 657 000

Fax : +44 (0) 1633 657 084

Irish Enquires

Quotes:

Tel : +44 (0) 28 6774 2606

Fax: +353 (0) 49 9525231

Orders:

Tel : +44 (0) 28 6774 2535

Fax: +353 (0) 49 9525231

UK Enquires

Quotes:

Tel : +44 (0) 28 6774 2549

Fax: +44 (0) 28 6774 8107

Orders:

Tel : +44 (0) 28 6774 2503

Fax: +44 (0) 28 6774 8107

Merriott Radiators Ireland

Derrylin, Co. Fermanagh, Northern Ireland, BT92 9AU

For contact numbers please see below.

Email : sales@merriott-radiators.com

Web : www.merriott-radiators.com

Manufacturing Facility Newport

Merriott Radiators, Imperial Park, Newport, Gwent NP10 8ZY

Tel : +44 (0) 1633 657 000

Fax : +44 (0) 1633 657 084

Irish Enquires

Quotes:

Tel : +44 (0) 28 6774 2606

Fax: +353 (0) 49 9525231

Orders:

Tel : +44 (0) 28 6774 2535

Fax: +353 (0) 49 9525231

UK Enquires

Quotes:

Tel : +44 (0) 28 6774 2549

Fax: +44 (0) 28 6774 8107

Orders:

Tel : +44 (0) 28 6774 2503

Fax: +44 (0) 28 6774 8107