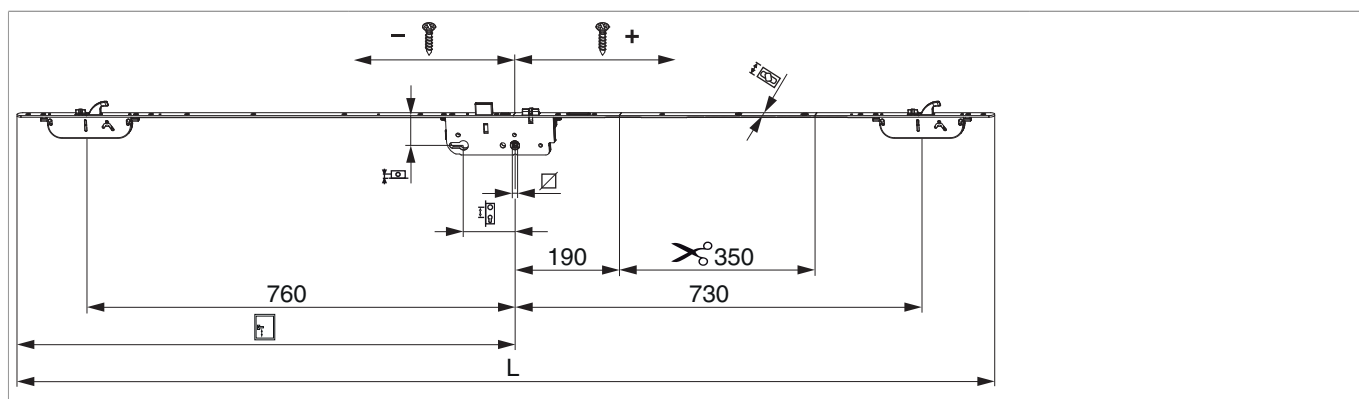









## Door lock A-TS Automatic PT-M with 2MF-HO E92 R-20 HH890

### Technical drawing



|         |        |  |  |  |  |  | <b>L</b> |  | <b>No</b> |                        |
|---------|--------|--|--|--|--|--|----------|--|-----------|------------------------|
| modular | silver | 92   | 35   | 8  | 890  | 2.000 - 2.200  | 20 / R   | 1.750  | 5         | <a href="#">245050</a> |
|         |        |  | 45   | 8  | 890  | 2.000 - 2.200  | 20 / R   | 1.750  | 5         | <a href="#">245052</a> |
|         |        |  | 55   | 8  | 890  | 2.000 - 2.200  | 20 / R   | 1.750  | 5         | <a href="#">245054</a> |

### Screw position table

| <b>No</b>              |  | 1    | 2    | 3      | 4      | 5    | 6    | 7     | 8   | 9   | 10  |
|------------------------|---|------|------|--------|--------|------|------|-------|-----|-----|-----|
| <a href="#">245050</a> | 10  | -870 | -650 | -585,6 | -466,9 | -304 | -168 | 143,5 | 265 | 620 | 840 |
| <a href="#">245052</a> | 10  | -870 | -650 | -585,6 | -466,9 | -304 | -168 | 143,5 | 265 | 620 | 840 |
| <a href="#">245054</a> | 10  | -870 | -650 | -585,6 | -466,9 | -304 | -168 | 143,5 | 265 | 620 | 840 |