





Shown actual size: Skylark dimmer and 1-gang Claro wallplate in White (WH).




Product family features

- Rocker switch returns light to your favorite light level
- Slide up to brighten, down to dim (adjust light to suit any activity)
- **eco-dim**® model available
- 1000W preset dimmers have voltage compensation which maintains stable light levels despite line voltage variations
- 100% factory tested
- Coordinating Claro® and Stainless Steel wallplates only available separately
- Custom engraving available for wallplates, see pg. 164


Control types

-  Single-pole (one location)
-  3-way or 4-way (two or more locations)

Direct load type compatibility

-  Incandescent/halogen lighting
-  Magnetic low-voltage lighting
-  Electronic low-voltage lighting
-  Fluorescent lighting
-  LED lighting
-  Ceiling fans
-  Ceiling fan/lights

Load type requiring load interface

-  Neon/cold cathode lighting

Lighting load interfaces may be applicable for some additional load type, voltage, and capacity combinations.

For additional information, see pg. 185.

[Download high resolution product image](#)

Available finishes

Use **BOLD** color code in model number (Example: S-600P-**GR**)

Gloss finishes*



WH
White



LA
Light Almond



AL
Almond



IV
Ivory



GR
Gray



BR
Brown



BL
Black



SS
Stainless Steel

*Coordinating wallplates only available separately. For wallplate information, see pg. 169.

Stainless Steel wallplate includes black plastic trim/adaptor, visible from side. Match with separate Black (BL) controls.