



## LOUVOLITE GUIDE WIRE ROLLER BLIND SYSTEM

- Designed and manufactured in the UK, and 10 year life cycle tested to ensure long lasting performance
- The Guide Wire system holds fabric parallel to the window, keeping the blind taught during operation
- Prevents movement due to open windows and drafts
- A guide wire extends down each side of the blind, from the top fixing brackets to base plate brackets secured to the specific drop length of the blind into which the bottom bar secures
- Available as System 32®, 40®, 45® Slide Lock®, which combines heavier holding weights with anti-fray features that ensure enhanced performance of roller blinds
- Improved chain location enables quick and easy on-site adjustment
- Cassette and Fascia options are available for stylish integration into any room setting
- Can be used with the Easi-Lift™ spring or motorised using Louvolite One Touch™ rechargeable battery remote or AC hard wired mains motors



**LOUVOLITE**

## LOUVOLITE SIDE CONTROL SYSTEMS MAXIMUM RECOMMENDED BLIND SIZE

SYSTEM	FABRIC GROUP	BLIND WIDTH (m) FOR BLIND DROP (m)						MAX HOLDING WEIGHT
		0.5	1.0	1.5	2.0	2.5	3.0	
System 32® White Pin	up to 200g/m sq	3.0	3.0	3.0	2.0			4lb blind at 0.16"
	200 > 320g/m sq	1.7	2.0	2.0	1.5			
	320 > 485g/m sq	1.9	2.0	2.0	1.5			
System 32® Blue Pin	up to 200g/m sq	4.0	4.0	4.0	4.0			6lb blind at 0.16"
	200 > 320g/m sq	3.0	3.0	3.0	3.0			
	320 > 485g/m sq	1.9	1.9	1.9	1.9			
System 32® Red Pin	up to 200g/m sq	4.0	4.0	4.0	4.0			8lb blind at 0.20"
	200 > 320g/m sq	3.0	3.0	3.0	3.0			
	320 > 485g/m sq	3.0	3.0	2.5	2.5			
System 40®	up to 200g/m sq	5.0	5.0	5.0	5.0	5.0		9lb blind at 0.24"
	200 > 320g/m sq	3.75	3.75	3.75	3.75	3.75		
	320 > 485g/m sq	5.0	5.0	5.0	3.55	2.7		
System 45®	up to 200g/m sq	6.0	6.0	6.0	6.0	6.0	4.5	12lb blind at 0.35"
	200 > 320g/m sq	4.75	4.75	4.75	4.75	4.75	2.80	
	320 > 485g/m sq	6.0	6.0	6.0	5.0	4.0	1.85	

## HARDWARE SPECIFICATION

### System 32®, 40®, 45® Guide Wire Roller System

Our Roller Blinds are manufactured using the Louvolite System 32®, 40®, 45® Roller Blind mechanism with specifically designed grooved aluminium tubing. The specified fabrics are formed and held into the tube with locking tape. The side control units, manufactured in the UK, are made from glass filled Nylon 6, with an acetal sprocket and sprocket guard, and includes a locking spring. The guide wire includes dedicated brackets, PVC coated wire and glass filled Nylon plastic base or side fixing units.

The operating chain, No. 10 size in metal or plastic, ensures reliable performance and improved chain location enables quick and easy on-site adjustment. The brackets are made from mild steel, zinc plated and powder coated, suitable for top, face or side fixing.

A sprung plunger end mechanism is positioned at the opposite end to the control unit.

### Performance

To ensure a positive performance, all Louvolite Roller System units are designed and manufactured in the UK using prime quality plastic materials and a dedicated steel locking spring. The sidewinders will lock into the bracket with the unique bracket securing pin for safety after installation.

10 year life cycle testing is done to ensure long lasting performance. The units will accept both metal or plastic operating chain providing reliable smooth operation.

### Operation

Operation is with No.10 metal or plastic operating chain to raise and lower the blinds. All blinds must be compliant with the child safety elements of

BS EN13120. Where children maybe present, the chain must be fitted with easybreak connectors or cord tidy devices.

### Bottom Bar

Made of either aluminium or plastic, the oval bottom bars can be single or double wrapped in fabric or left exposed. All fabric is formed and held into place with locking tape.

### Maintenance

All of the System 32®, 40®, 45® Guide Wire Roller Blind System components are manufactured using aluminium and plastic. They do not present any corrosion problems in normal environments. The system has been designed for a smooth operation, together with a rigidity to prolong the window blind's working life. Manufacturing size restrictions are included in this specification brochure.

Your Louvolite System 32®, 40®, 45® Guide Wire Distributor:

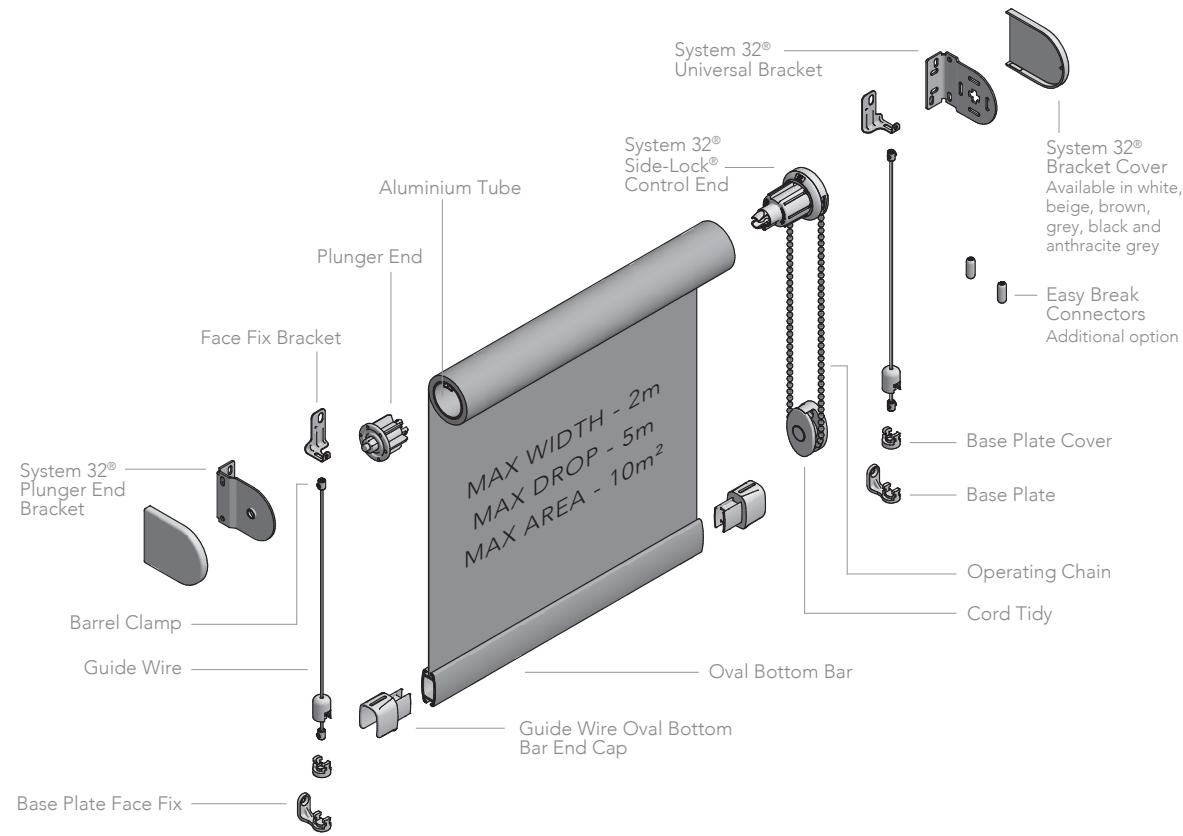


Manufactured in the UK

CI/SIB 1976 reference by SIB Agency		
(76.7)	X	

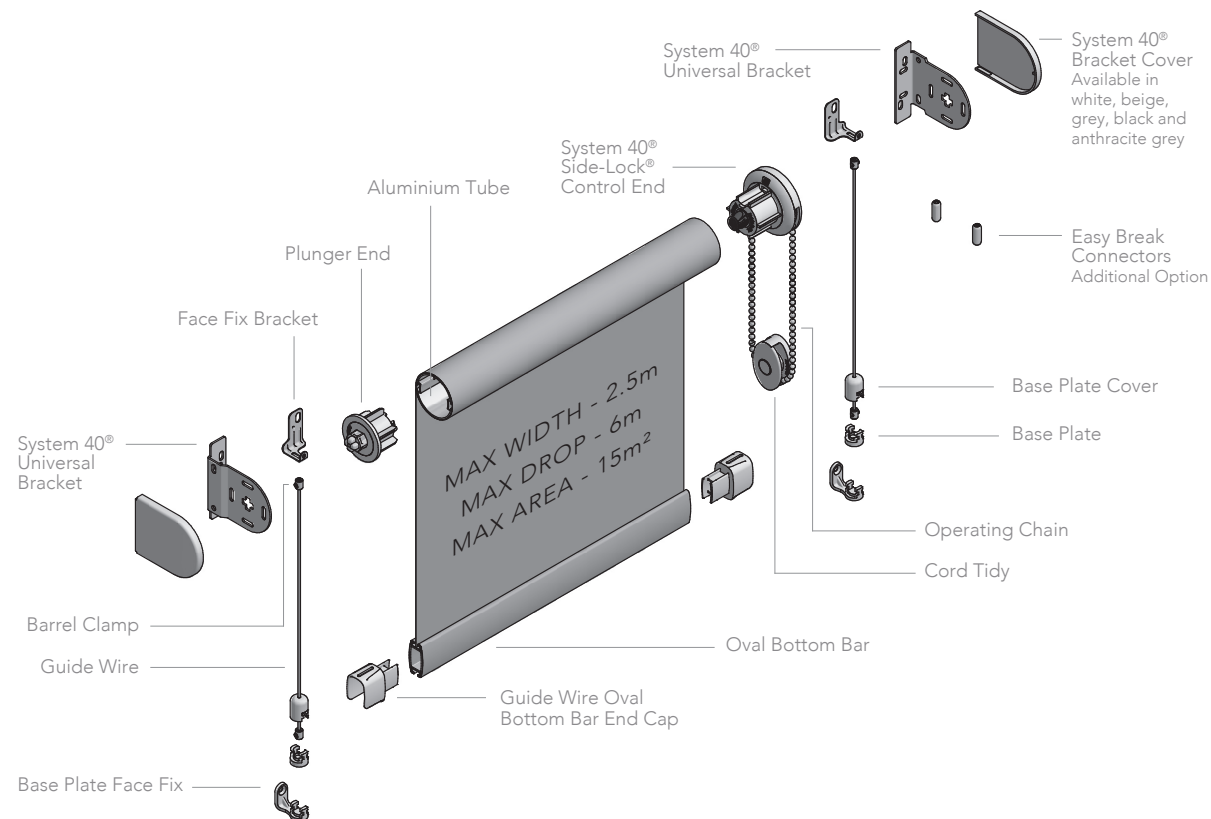
## SYSTEM 32® GUIDE WIRE SYSTEM

System 32® Guide Wire System includes all the components used in the standard System 32® Roller System



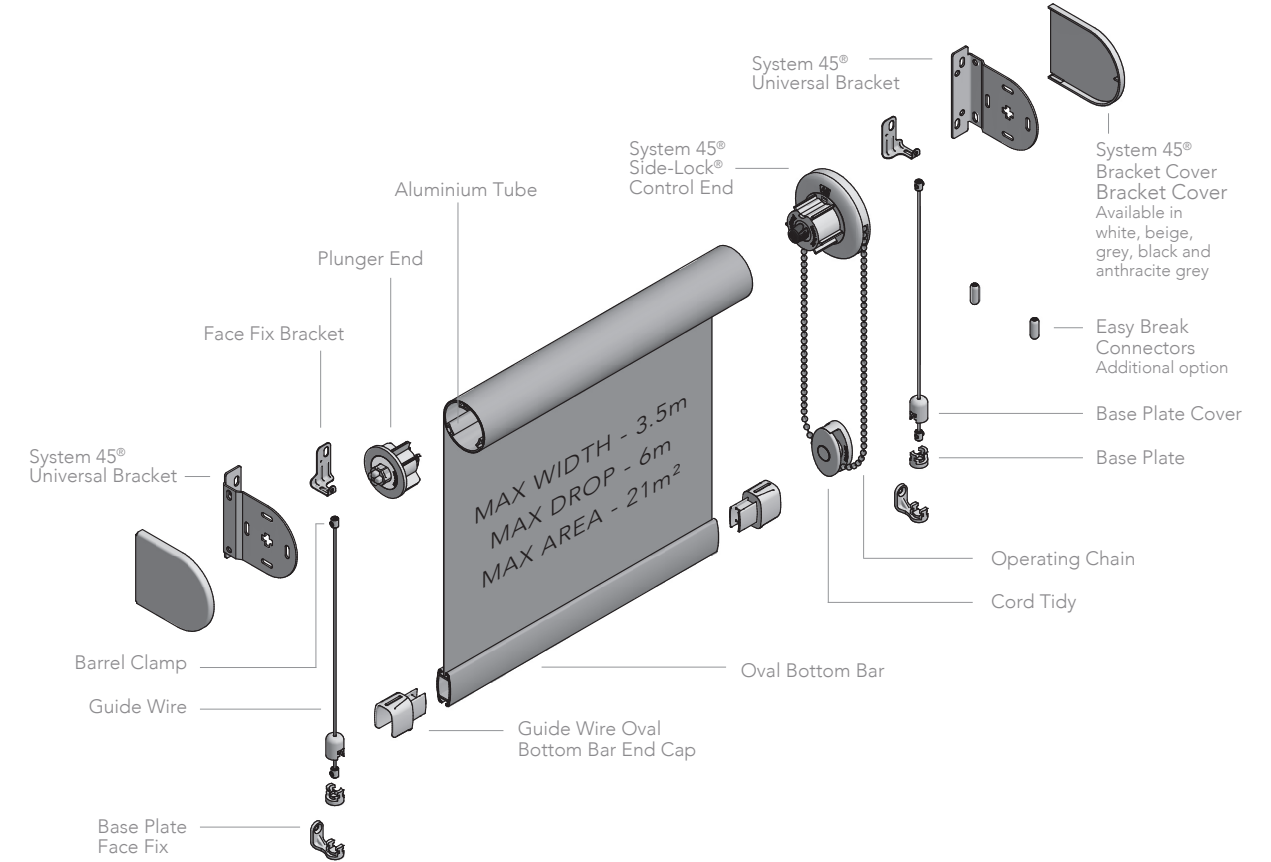
## SYSTEM 40® GUIDE WIRE SYSTEM

System 40® Guide Wire System includes all the components used in the standard System 40® Roller System



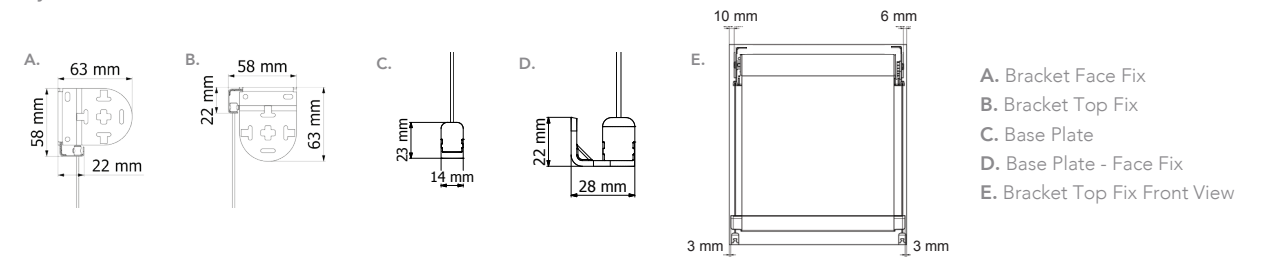
## SYSTEM 45® GUIDE WIRE SYSTEM

System 45® Guide Wire System includes all the components used in the standard System 45® Roller System

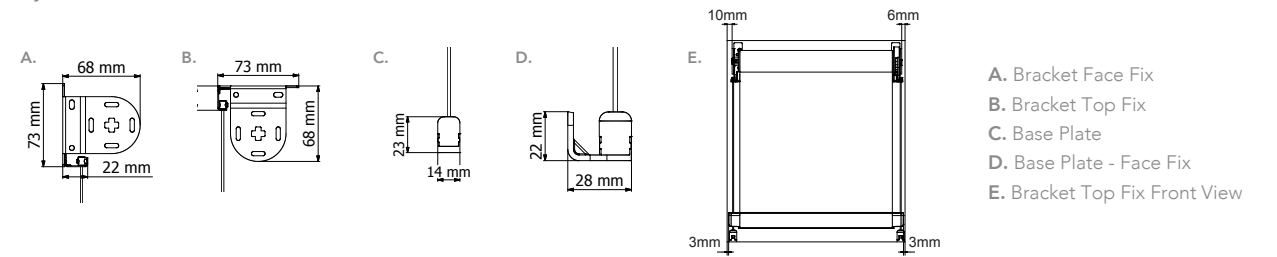


## BRACKET DIMENSIONS

### System 32®



### System 40®



### System 45®

