



## HARDWARE SPECIFICATION

### System 45+® Roller System

Our Roller Blinds are manufactured using the Louvolite System 45+® Roller Blind mechanism with specifically designed grooved 45mm aluminium tubing. The specified fabrics are formed and held into the tube with locking tape. The side control units, manufactured in the UK, are made from glass filled Nylon 6, with an acetal sprocket and sprocket guard, and includes a locking spring.

The operating chain, No. 10 size in metal or plastic, ensures reliable performance and improved chain location enables quick and easy on-site adjustment. The brackets are made from mild steel, zinc plated and powder coated, suitable for top, face or side fixing.

A sprung plunger end mechanism is positioned at the opposite end to the control unit. Providing a more secure fit of the blind and smooth operation. The side control unit is fitted

with a centre plug that ensures the mechanism operates smoothly even under extreme loads.

### Performance

To ensure a positive performance, all Louvolite Roller System units are designed and manufactured in the UK using prime quality plastic materials and a dedicated steel locking spring. The sidewinders will lock into the bracket with the unique bracket securing pin for safety after installation.

10 year life cycle testing is done to ensure long lasting performance. The units will accept both metal or plastic operating chain providing reliable smooth operation.

### Operation

Operation is with No.10 metal or plastic operating chain to raise and lower the blinds. All blinds must be compliant with the child safety elements of BS EN13120. Where children may be present, the chain

must be fitted with cord tidy devices.

### Bottom Bar

Made of either aluminium or plastic, the oval and teardrop bottom bars can be single or double wrapped in fabric or left exposed, while circular bottom bars in dedicated colours only have the fabric formed and locked into the top part to leave the bar exposed. All fabric is formed and held into place with locking tape. Teardrop bars are crafted for use with heavier thicker fabrics.

### Maintenance

All of the System 45+® Roller Blind System components are manufactured using aluminium and plastic. They do not present any corrosion problems in normal environments. The system has been designed for a smooth operation, together with a rigidity to prolong the window blind's working life. Manufacturing size restrictions are included in this specification brochure.

### System 45+® Cassette Roller Blind System

Roller Blinds with Cassettes are manufactured as per the standard Louvolite System 45+® and include the specially designed powder coated cassette system with dedicated top or face fix brackets. On specification the user has the choice between a single coloured extrusion in dedicated colours or a fascia which incorporates the same fabric or contrasting fabric used on the roller blind.

### System 45+® Guide Wire Roller Blind System

Roller Blinds with guide wires are manufactured as per the standard Louvolite System 45+® and include dedicated brackets, PVC coated wire and nylon plastic base or side fixing units.

See the Guide Wire Roller Blind System Technical Specification Card.

architects | specifiers | contractors

## LOUVOLITE SYSTEM 45+® ROLLER BLIND SYSTEM

- System 45+® Slide Lock® combines heavier holding weights with anti-fray features that ensure enhanced performance of roller blinds
- Improved chain location enables quick and easy on-site adjustment
- Easi-Lift™ spring operation available for easier operation of larger blinds
- Used for blinds up to 3.5m wide, System 45+® has a 24lb maximum holding weight.
- 4" Fascia available for stylish integration into any room setting
- Guide-wire system is available to hold fabric parallel to the window when the blind is operated
- System 45+® can be motorised using Louvolite One Touch™ Hard Wired AC Motor 6000 Series
- System 45+® is designed and manufactured in the UK, and has been 10 year life cycle tested to ensure long lasting performance



Your Louvolite System 45+® Distributor:



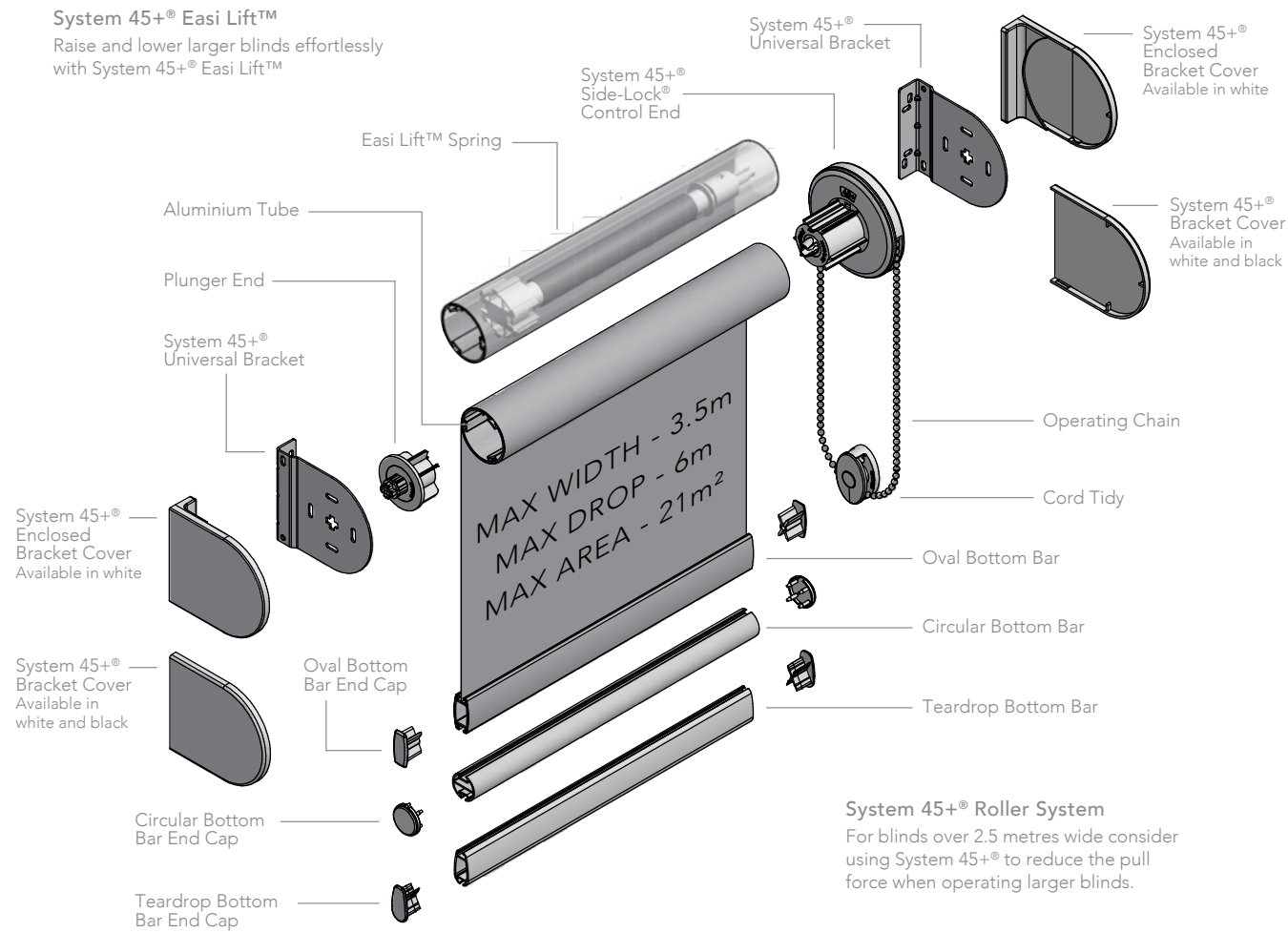
Manufactured in the UK

CI/SIB 1976 reference by SIB Agency

(76.7) X

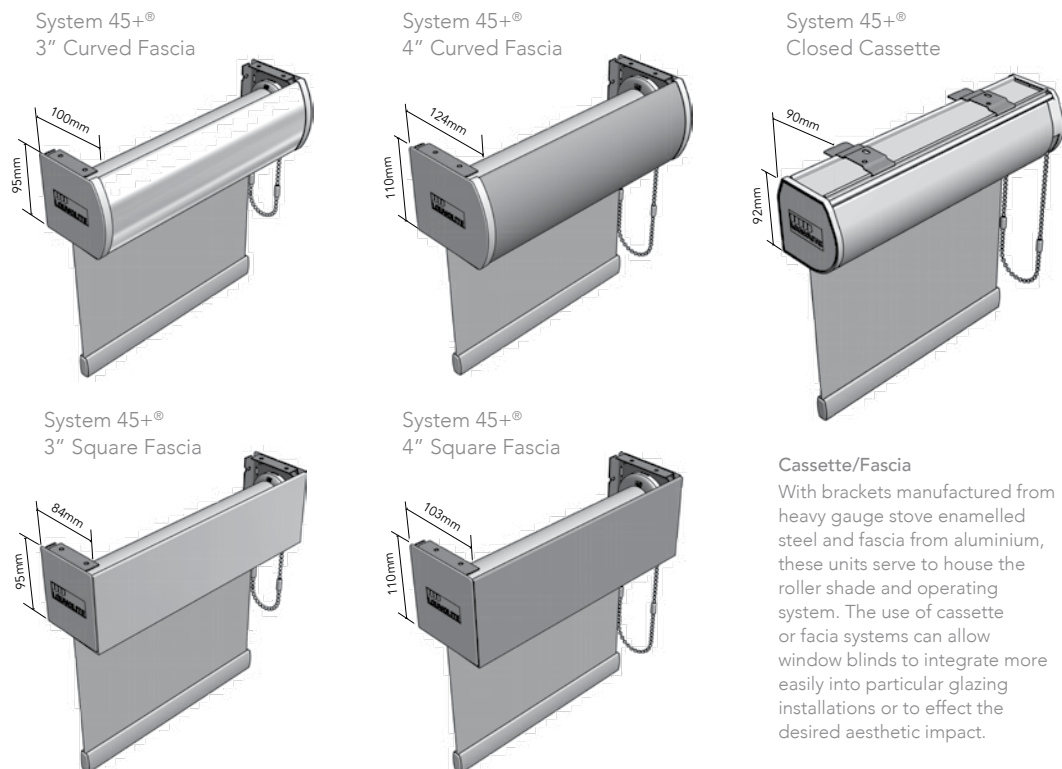
# SYSTEM 45+® ROLLER SYSTEM & EASY LIFT™

Diagram shows: System 45+®, Face Fix - Standard Metal Bracket & Easi Lift™



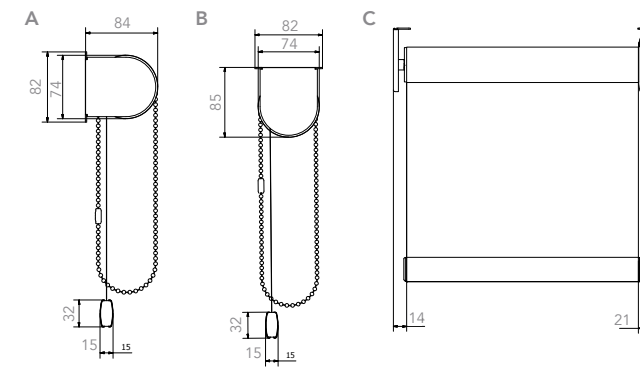
**System 45+® Roller System**  
For blinds over 2.5 metres wide consider using System 45+® to reduce the pull force when operating larger blinds.

## Additional options



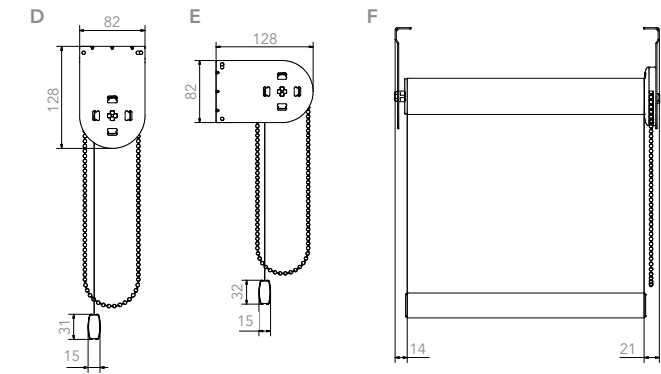
# SYSTEM 45+® BRACKET DIMENSIONS

## System 45+®



- A System 45+® Standard Metal Bracket Face Fix & Cover
- B System 45+® Standard Metal Bracket Top Fix & Cover
- C System 45+® Standard Metal Bracket Top Fix Front View

## System 45® Extension Bracket



- D. System 45® Extension Bracket Face Fix
- E. System 45® Extension Bracket Top Fix
- F. System 45® Extension Bracket Top Fix Front View

# ROLLER BLIND SYSTEM - MULTIPLE BLIND OPTIONS

## Free link operation

The System 45+® Free Link operating system allows two sets of blinds to have fully independent operation whilst sharing a common centre support bracket. Such a combination can prove of use when covering a large glass area and with the need to negate tube deflection, whilst minimising spacing between blinds reducing light strike. In addition, such installations offer the opportunity of covering openings of different drops with a shared intermediate bracket.



Free Link Operation

## Drive link operation

The System 45+® Drive Link operating system allows multiple blinds to be joined together with a shared single control mechanism. This facilitates one action being required to raise or lower the blinds simultaneously. The capacity of the lifting mechanism is dependent upon the performance rating of the operating unit. The drive link mechanism also allows multiple blinds to be driven by a singular powered drive.



Drive Link Operation

## Power drive options

The System 45+® operating system can be used in conjunction with Louvolite OneTouch™ motorised range - an innovative new range of battery operated and mains powered systems. Please discuss this option with your preferred supplier of Louvolite System 45+® roller blind operating systems.

# LOUVOLITE SIDE CONTROL SYSTEMS MAXIMUM RECOMMENDED BLIND SIZE

SYSTEM	FABRIC GROUP	BLIND WIDTH (m) FOR BLIND DROP (m)							MAX HOLDING WEIGHT
		0.5	1.0	1.5	2.0	2.5	3.0	3.5	
System 45+®	up to 200g/m sq	6.0	5.0	6.0	6.0	6.0	6.0	6.0	24lb blind at 0.35"
	200 > 320g/m sq	4.75	3.75	4.75	4.75	4.75	4.75	4.0	
	320 > 485g/m sq	6.0	5.0	6.0	5.0	4.0	3.25	2.7	

Also available for System 32®, 40®, 40+®, 45®, 55®