

# Roof hood

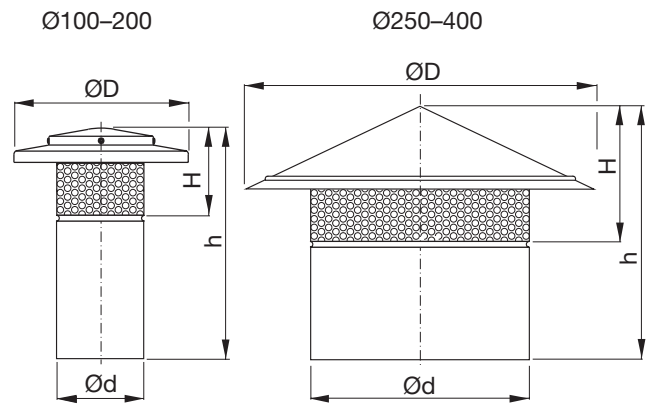
HU



## Description

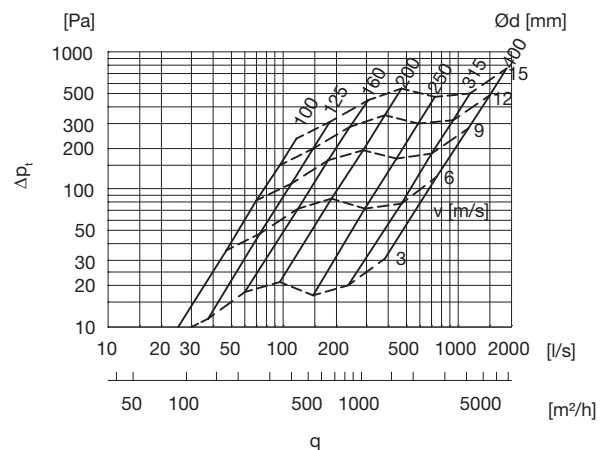
For air exit above roof.  
 Provided with a female connection which fits outside a ventilation duct.

## Dimensions






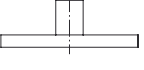












Ød nom	ØD mm	H mm	h mm	m kg	Roof through connection TGR	
					50 mm	100 mm
Size						
100	200	99	264	0,51	3	3
125	225	102	267	0,65	3	4
160	260	105	270	0,81	3	4
200	315	114	273	1,09	3	4
250	400	156	291	1,45	4	5
315	500	185	303	1,99	5	6
400	600	226	344	2,70	5	6

## Technical data



## Ordering example



<b>Roof hood</b>	<b>HU</b> 							
Roof transition connection piece, upper	<b>AGIS</b> 			<b>TGR-OA</b> 		Sits around the roof transition		
Roof transition	SR	SRI	SRIP	<b>GISOL / GISOLP</b> 	<b>TGR</b> 	<b>VHING / VHINP</b> 	Roof weather protection, outer	
						<b>UG</b> 	Roof weather protection, inner	
						<b>MG / MGL</b> 		Vapour membrane
						<b>SBG1</b> 		Roof transition fastener
Roof transition connection piece, lower					<b>TGR-NA</b> 			
Ducting	<b>SR</b> 			<b>LKR</b> 				

This diagram shows principally all possible combinations of how the products can be joined together. Normally only one alternative is chosen and sometimes some options are omitted.

For some combinations the needed size of a product isn't presented in the catalogue. In these cases the size needed most often can be produced and delivered to order.

1
2
<b>3</b>
4
5
6
7
8
9
10
11
12
13
14
15
16
17
18