

MALFORD LITTER CONTAINER

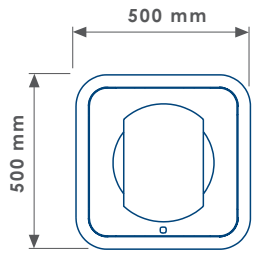
MLC200



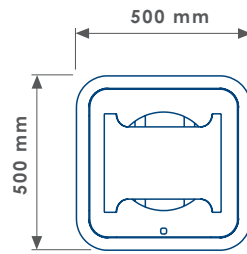
MLC200/C/GPC/DT



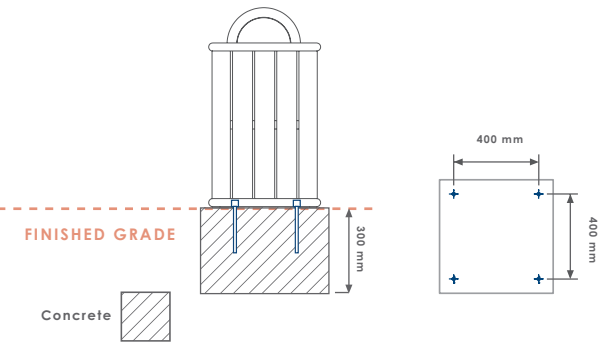
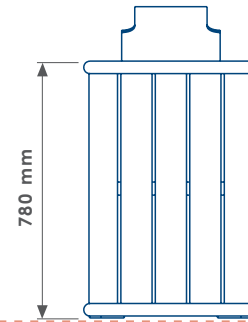
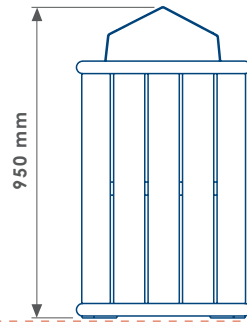
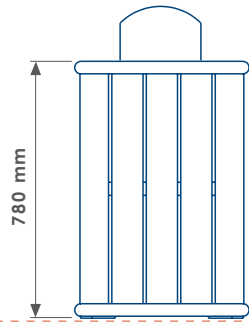
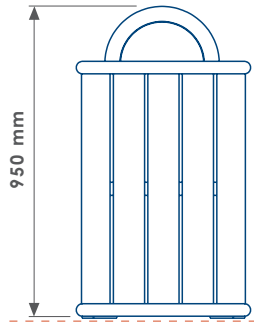
MLC200/C/GL/AT



DOME TOP (DT)
LOCKABLE



APEX TOP (AT)
LOCKABLE



CODING METHOD				
PRODUCT CODE	FIXING METHOD	SLAT MATERIAL	METAL FINISH	TOP TYPE
MLC200	C		GPC	DT

* Technical drawings not to scale

NOTE-

- Site Engineer to determine suitable fixing method.
- Fixing bolts by others - 12 mm dia. holes (use M10 bolts).
- Size of concrete foundation and concrete mix to be determined on site taking ground conditions into account (Suggested minimum size 450 mm x 450 mm x 300 mm).

MALFORD LITTER CONTAINER MLC200

PRODUCT DIMENSIONS	HEIGHT	780 mm	LENGTH	500 mm	WIDTH	500 mm	WEIGHT	45 Kg	CAPACITY	90 Litre	SEAT HEIGHT		HEIGHT WITH TOP	950 mm
--------------------	--------	--------	--------	--------	-------	--------	--------	-------	----------	----------	-------------	--	-----------------	--------

FIXING OPTION	Direct Embedment/Root Fix	A	
	Below Finished Grade Base Fix	B	
	Surface Mount	C	<input checked="" type="checkbox"/>
	Plinth Mount - Buff Exposed Aggregate	D-BEA	
	Plinth Mount - Buff Granite	D-BG	
	Plinth Mount - Grey Granite	D-GG	
	Free Standing	FS	<input checked="" type="checkbox"/>
	Free Standing with Base Weight	FS-BW	
	Wall Mount	WM	
	To BREEAM Standard	B06/B08	

RECYCLE OPTION	General Waste	GW	
	Mixed Recycling	MR	
	Plastic Bottles	PB	
	Paper Only	PO	
	Aluminium Cans	AC	
	Paper and Card	PC	
	No Insert	NI	
	Recycled Plastic - Black	RP-BK	
	Recycled Plastic - Grey	RP-GY	
	Recycled Plastic - Brown	RP-BR	

METAL FINISH	Aluminium Powder Coated	APC	
	Galvanised	GL	<input checked="" type="checkbox"/>
	Galvanised and Powder Coated	GPC	<input checked="" type="checkbox"/>
	Zinc Plated and Powder Coated	PPC	
	Stainless Steel	SS-304/316	
	Apex Top	AT	<input checked="" type="checkbox"/>
	Chamfer Top	CT	
	Dome Top	DT	<input checked="" type="checkbox"/>
	Flat Top	FT	
	Slant Top	ST	

CONCRETE COLOUR	Concrete Colour - Light Grey	LG	
	Concrete Colour - White	WT	
	Concrete Colour - Buff	BF	
	Concrete Colour - Black	BK	
	Concrete Colour - Red	RD	
	Concrete Colour - Standard Grey	SG	
	Concrete Colour - Non Standard	NS	
	Concrete Finish - Dressed Finish	DS	
	Concrete Finish - Satin Shine	SH	
	Concrete Finish - Textured Finish	TF	