

KTC LED.Home 6W Dimmable GLS

6W B22/E27 GLS Lamp



Product Overview

Kosnic's Home range of LED products brings the energy saving capabilities of LED technology to the home. The range is both beautiful and functional while offering lamps that deliver huge energy savings over filament lamps without compromising on brightness. The lamps can quickly replace filament products in general lighting applications, and once in place rapid payback is achieved.

Features

- Save energy up to 85% compared with filament lamp.
- Direct replacement of B22 or E27 GLS lamp.
- High lumen output.
- Dimmable
- Long life of 30,000h.
- Instant start.
- Negligible UV output.
- Mercury free.

Safety and Maintenance

- Switch off supply before installing or removing lamp. Allow to cool before handling.
- Do not use in totally enclosed fittings as this will reduce lamp life.
- Do not dispose of in household waste.
- Dispose of in appropriate section of local civic amenity site or recycling centre.

Specifications B22 Cap

Product Code	KDIM06GLS/B22-N30	KDIM06GLS/B22-N40	KDIM06GLS/B22-N65
Lamp Cap	B22	B22	B22
Lamp Shape	GLS	GLS	GLS
Nominal Power (W)	6	6	6
Voltage	220-240Vac 50-60Hz	220-240Vac 50-60Hz	220-240Vac 50-60Hz
Current (mA)	40	40	40
Nominal Luminous Flux (lm)	380	400	420
CCT (K)	3000K Warm White	4000K Cool White	6500K Day Light
Nominal Lifetime (h)	30000	30000	30000
Dimmable	Yes - See website datasheet	Yes - See website datasheet	Yes - See website datasheet
Switching Cycles	50000	50000	50000
Warm-up time to 60% (S)	Instant full light	Instant full light	Instant full light
Length (mm)	107	107	107
Diameter (mm)	61	61	61
Mercury (mg)	0	0	0
Clean-up instructions	N/A	N/A	N/A
Retrofit	Yes	Yes	Yes
Equivalent Wattage (W)	33	34	36
Rated Power (W)	6.0	6.0	6.0
Rated Luminous Flux (lm)	380	400	420
Rated Lifetime (h)	30000	30000	30000
Power Factor	0.63	0.63	0.63
Rated Peak Candelas (cd)	60	60	62
Lumen Maintenance Factor at Nominal Lifetime	0.75	0.75	0.75
SDCM of CCT	<6	<6	<6
CRI	81	83	84
Start Time (s)	0.41	0.41	0.41
Ambient Temperature Range (°C)	-20 to 40	-20 to 40	-20 to 40

Specifications E27 Cap

Product Code	KDIM06GLS/E27-N30	KDIM06GLS/E27-N40	KDIM06GLS/E27-N65
Lamp Cap	E27	E27	E27
Lamp Shape	GLS	GLS	GLS
Nominal Power (W)	6	6	6
Voltage	220-240Vac 50-60Hz	220-240Vac 50-60Hz	220-240Vac 50-60Hz
Current (mA)	40	40	40
Nominal Luminous Flux (lm)	380	400	420
CCT (K)	3000K Warm White	4000K Cool White	6500K Day Light
Nominal Lifetime (h)	30000	30000	30000
Dimmable	Yes - See website datasheet	Yes - See website datasheet	Yes - See website datasheet
Switching Cycles	50000	50000	50000
Warm-up time to 60% (S)	Instant full light	Instant full light	Instant full light
Length (mm)	107	107	107
Diameter (mm)	61	61	61
Mercury (mg)	0	0	0
Clean-up instructions	N/A	N/A	N/A

Retrofit	Yes	Yes	Yes
Equivalent Wattage (W)	33	34	36
Rated Power (W)	6.0	6.0	6.0
Rated Luminous Flux (lm)	380	400	420
Rated Lifetime (h)	30000	30000	30000
Power Factor	0.63	0.63	0.63
Rated Peak Candelas (cd)	60	60	62
Lumen Maintenance Factor at Nominal Lifetime	0.75	0.75	0.75
SDCM of CCT	<6	<6	<6
CRI	81	83	84
Start Time (s)	0.41	0.41	0.41
Ambient Temperature Range (°C)	-20 to 40	-20 to 40	-20 to 40

Energy Label B22 Cap

Manufacturer	Kosnic	Kosnic	Kosnic
Product Code	KDIM06GLS/B22-N30	KDIM06GLS/B22-N30	KDIM06GLS/B22-N65
Energy Class	A+	A+	A+
Energy Consumption (kWh/1000h)	6.0	6.0	6.0

Energy Label E27 Cap

Manufacturer	Kosnic	Kosnic	Kosnic
Product Code	KDIM06GLS/E27-N30	KDIM06GLS/E27-N40	KDIM06GLS/E27-N65
Energy Class	A+	A+	A+
Energy Consumption (kWh/1000h)	6.0	6.0	6.0

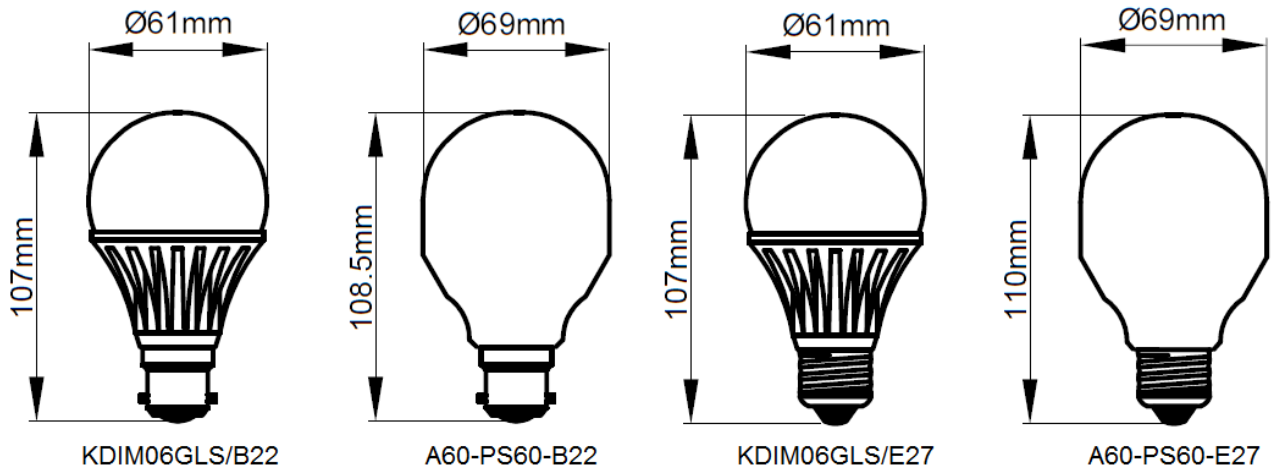
Product Markings B22 Cap

Manufacturer	Kosnic	Kosnic	Kosnic
Product Code	KDIM06GLS/B22-N30	KDIM06GLS/B22-N40	KDIM06GLS/B22-N65
Voltage	220-240Vac 50-60Hz	220-240Vac 50-60Hz	220-240Vac 50-60Hz
Nominal Power (W)	6	6	6
Current (mA)	40	40	40
CE Mark	Yes	Yes	Yes
WEEE Mark	Yes	Yes	Yes
Batch Code	Yes	Yes	Yes

Product Markings E27 Cap

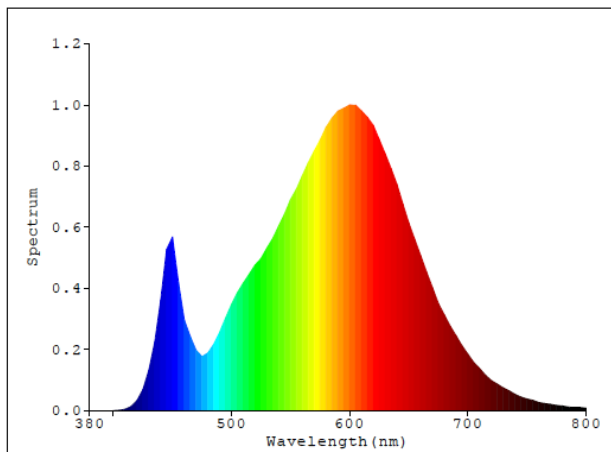
Manufacturer	Kosnic	Kosnic	Kosnic
Product Code	KDIM06GLS/E27-N30	KDIM06GLS/E27-N40	KDIM06GLS/E27-N65
Voltage	220-240Vac 50-60Hz	220-240Vac 50-60Hz	220-240Vac 50-60Hz
Nominal Power (W)	6	6	6
Current (mA)	40	40	40
CE Mark	Yes	Yes	Yes
WEEE Mark	Yes	Yes	Yes
Batch Code	Yes	Yes	Yes

Dimensions

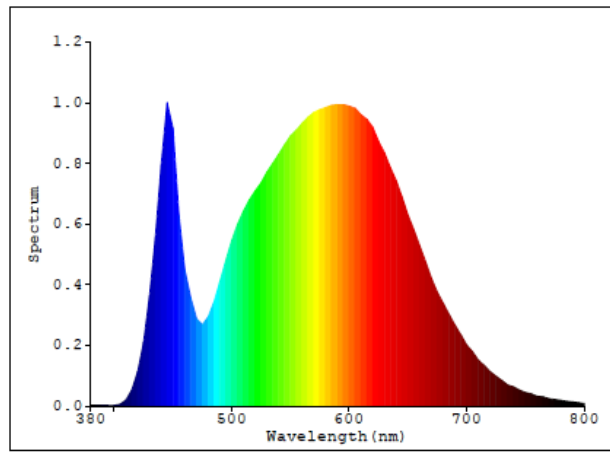


Photometric Information

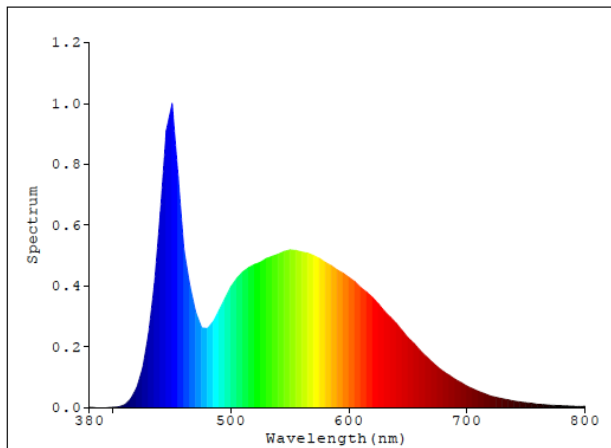
3000K



4000K



6500K



Compatibility

It is important to appreciate that not all dimmer switches will provide effective, smooth and flicker free dimming. The operation of common mains voltage AC dimmers appears similar but the electrical characteristics vary significantly. While this makes no difference to filament lamps, the effect on the electronics within the LED lamp can be dramatic and are often incompatible. Please note that all information in this guide is based on testing under laboratory conditions and should be used as guidance only. Because of the complicated application environment, the huge variation in dimmer construction from one model to another it is not possible to guarantee that a lamp will work with a particular dimmer and undesirable effects could be observed even with recommended dimmer switches. In extreme cases incompatible dimmer switches may damage the lamps. **Please ensure that the set-up is tested for performance before committing to a large project.**

Recommended Dimmer Switches:

Manufacturer	Model	Rating	Notes
VARILIGHT	V.PRO	250W/400W	1 to 20 lamps. Approximately 80% dimming.
VARILIGHT	ECLIQUE JDQI401S	400W	1 to 20 lamps. Approximately 80% dimming.
VARILIGHT	LEDLITE LL1109 LOWLOAD	120W	1 to 20 lamps. Approximately 80% dimming.
HAMILTON	L400/2	400W	1 to 20 lamps. Approximately 75% dimming.
HAMILTON	H-GDM250W	250W	1 to 20 lamps. Approximately 80% dimming.
RICHMOND/ZANO	ZGRID500	400W	1 to 20 lamps. Approximately 75% dimming.